

www.escardio.org

ESC
Congress
2008

30 August - 3 September



advance programme



M U N I C H

Committees

Congress Programme Committee 2008

K.M. Fox (London, GB), President
R. Ferrari (Ferrara, IT), President-Elect
J.J. Bax (Leiden, NL), Chairperson Congress Programme Committee
C. Mundow (Sophia Antipolis, FR), Secretary
J. Brugada Terradellas (Barcelona, ES)
R. De Caterina (Chieti, IT)
H. Drexler (Hannover, DE)
E. Eeckhout (Lausanne, CH)

G. Filippatos (Athens, GR)
K. Fox (Edinburgh, GB)
R.J.C. Hall (Norwich, GB)
C.W. Hamm (Bad Nauheim, DE)
D. Hasdai (Petah-Tikva, IL)
J. Knuuti (Turku, FI)
M. Komajda (Paris, FR)
S.D. Kristensen (Aarhus, DK)
C. Linde (Stockholm, SE)
J. Marco (Toulouse, FR)

T.A. McDonagh (Glasgow, GB)
P. Nihoyannopoulos (London, GB)
J. Perk (Oskarshamm, SE)
L. Piérard (Liège, BE)
D. Poldermans (Rotterdam, NL)
A.R. Pries (Berlin, DE)
F.T. Ruschitzka (Zurich, CH)
F. Schiele (Besançon, FR)
A. Torbicki (Warsaw, PL)

Congress Committee 2008

K.M. Fox (London, GB), President
R. Ferrari (Ferrara, IT), President-Elect
J.J. Bax (Leiden, NL), Chairperson Congress Programme Committee
A.J. Howard (Sophia Antipolis, FR), Chief Executive ESC
I. Bardinnet (Sophia Antipolis, FR), Director Congress Division ESC

Consultants (representatives of other societies)

R. Ferrari (Ferrara, IT) International Society for Heart Research (ISHR)
A. Bozio (Lyon, FR) Association for European Paediatric Cardiology (AEPC)
Z. Reiner (Zagreb, HR) European Atherosclerosis Society (EAS)
G. Tomaselli (Baltimore, US) American Heart Association (AHA)
M. Shelton (Springfield, US) American College of Cardiology (ACC)

Guidelines for Industry Participation Committee 2006-2008

I. Bardinnet (Sophia-Antipolis, FR)
J.J. Bax (Leiden, NL)
R. Bhattacharjee (Stevenage, GB)
B. Hainsworth (Sophia-Antipolis, FR)
A.J. Howard (Sophia-Antipolis, FR)
I. Marti (Allschwil, CH)
S. Raty (Sophia-Antipolis, FR)
M. Weimers (Möln dal, SE)
S. Winter (Erlangen, DE)

Welcome Address

It gives us great pleasure to announce that the ESC Congress 2008 will be hosted in Munich, Germany, from Saturday 30 August to Wednesday 3 September 2008.

The ESC congress provides a unique forum where medical professionals from all around the world have the opportunity to meet and exchange ideas and information in the field of cardiovascular medicine. The scientific programme of the ESC Congress aims at a perfect balance between clinical education and the latest scientific developments. We will make every effort to highlight the most relevant issues in the diagnosis, management and treatment of cardiovascular disease, and to present the newest in basic, clinical and population research. During the annual meeting, research from investigators around the world will be presented in special lectures, dynamic and interactive educational sessions, as well as the traditional abstract-based programme, with oral presentations and posters, many of which will be moderated.

For 2008, the theme of the ESC Congress will be **cardiovascular imaging**. Over recent years, cardiovascular imaging has become a key component in clinical cardiology. We have witnessed an ultra-fast technical revolution in the field of imaging, with current modalities providing three- and four-dimensional visualisation of the cardiovascular system. For the three existing modalities (echocardiography, nuclear imaging and cardiovascular magnetic resonance) automated, quantitative software packages have been introduced, making objective and reproducible data analysis reality. The newest technique, cardiac computed tomography, now allows for non-invasive angiography. All together these modalities can provide comprehensive information about the heart and the coronary arteries, from anatomy to function and perfusion.

At the same time, cardiovascular imaging is nowadays fully integrated in the entire patient work-up from diagnosis to prognosis and forms a corner stone in the therapeutic decision making process. For these reasons, cardiovascular imaging has been chosen as the theme for the ESC Congress 2008. A comprehensive update, together with the most recent developments will be provided, with a focus not only on technical innovations in imaging, but also on implementation in clinical cardiology. Part of these sessions will be presented in the FOCUS sessions with LIVE transmission from various locations in Europe.

Imaging related sessions are indicated by the symbol  in this programme.

Other LIVE FOCUS sessions will be dedicated to intervention, in which technical and practical skills are presented and shared with the audience in an interactive manner. In addition, there will be more practical Read and Meet the Expert sessions. Emphasis is placed on clear take-home messages that can easily be transposed into clinical practice by the medical professionals who take part in the ESC Congress. The newest Guidelines will be presented and discussed in dedicated sessions.

Another important component of the ESC programme is basic science, headed by the Council for Basic Cardiovascular Science, an exciting track will be offered. The sessions will be presented in bench-to-bedside format, focusing not only on the translational aspect of basic science, but also highly specific basic science research. In Munich, advantageous registration conditions will be offered again to selected young investigators. People under 35 with an accepted abstract in basic science will have their registration waived in order to encourage greater participation.

We would like to extend our sincere thanks to the dedication and commitment of all those who work to bring you this attractive and comprehensive Scientific Programme, namely the Congress Programme Committee, the ESC Working Groups, Associations and Councils.

Last but not least, let some relaxation and enjoyment also follow the busy days of science and research. We are delighted to return to Munich, a city that has much to offer with a wealth in architecture and art.

We trust that the combination of education, research and science, with a fashionable social programme will make the ESC Congress 2008 another unforgettable event, and we look forward to welcoming you for an exciting scientific meeting!



*Kim Fox, President
European Society of Cardiology*



*Jeroen Bax, Chairperson
Congress Programme Committee*



ESC Congress 2008 - Schedule at a glance



Time	Friday 29 August	Saturday 30 August	Sunday 31 August	Monday 1 September	Tuesday 2 September	Wednesday 3 Sept.	Time
7:00		OPEN	OPEN	OPEN	OPEN	OPEN	7:00
8:00							8:00
8:30							8:30
9:00							9:00
9:30							9:30
10:00	OPEN	REGISTRATION	REGISTRATION	REGISTRATION	REGISTRATION	REGISTRATION	10:00
10:30							10:30
11:00			SESSIONS	SESSIONS	SESSIONS	SESSIONS	11:00
11:30			Read with the Experts	Read with the Experts	Read with the Experts	POSTERS	11:30
12:00			SESSIONS	SESSIONS	SESSIONS	SESSIONS	12:00
12:30		SATELLITE SYMPOSIA					12:30
12:45						HIGHLIGHT SESSION*	12:45
13:00			Meet the Experts & Young Investigators' Awards	Meet the Experts	Meet the Workshops		13:00
13:30						CLOSE	13:30
14:00							14:00
14:30		SATELLITE SYMPOSIA					14:30
15:00			SESSIONS	SESSIONS	SESSIONS		15:00
15:30			Read with the Experts	Read with the Experts		SATELLITE SYMPOSIA	15:30
16:00			SESSIONS	SESSIONS			16:00
16:30			Read with the Experts	Read with the Experts		SATELLITE SYMPOSIA	16:30
17:00		OPENING CEREMONY					17:00
17:30			SESSIONS	SESSIONS			17:30
18:00			Meet the Experts	Read with the Experts		PRIMARY CARE SATELLITE SYMPOSIA	18:00
18:30	CLOSE						18:30
19:00		RECEPTION					19:00
19:30							19:30
20:00				SATELLITE SYMPOSIA			20:00
20:30		CLOSE	CLOSE		CLOSE		20:30
21:00				CLOSE			21:00

*The Awards Ceremony will open the Highlight Session at 11:00



CME Credits

Abstract based programme



Continuing Medical Education Credits



The ESC Congress 2008 is accredited by the European Board for Accreditation in Cardiology (EBAC) for 18 hours of external CME credits. Each participant should claim only those hours of credit that have actually been spent in the educational activity.

EBAC works according to the quality standards of the European Accreditation Council for Continuing Medical Education (EACCME), which is an institution of the European Union of Medical Specialists (UEMS).

For more information on EBAC accreditation, please visit <http://www.ebac-cme.org/>. Attendance Certificates for participants will be provided on-site upon request.

More than 3000 abstracts will be presented during the Congress in one of the following types of Sessions:

Oral Abstract Presentations

These reports will be of particular interest to other investigators in related fields, but also to clinical cardiologists.

State-of-the-Art and Featured Research Sessions

Don't miss these Sessions on Wednesday morning focusing on an important topic. They include: State-of-the-Art lecture by key opinion leaders and the 4 highest graded abstracts related to the topic.

Young Investigators' Awards Sessions

Investigators, under 35 years of age, with abstracts of outstanding quality, will present their work in award sessions on Sunday 31 August from 12:40 to 13:55 in each of the following five categories:

- Basic Science
- Clinical Science
- Thrombosis
- Population Sciences
- Coronary Pathophysiology and Microcirculation (Working Group Award)

Traditional Posters (Zone B4)

Individual authors will display selected abstracts in the Poster Area all day long. You can meet the authors during the morning and afternoon breaks from 10:00 to 11:00 and 15:30 to 16:30.

Moderated Posters (Zone B4)

The best posters of each session will be put forward in Moderated Poster sessions, where the posters are presented by their author and discussed by two moderators and the audience.

e-Posters (Zone B4)

The authors of traditional posters are also invited to submit their posters electronically. These posters will be available for electronic consultation at the e-Library in the Poster Area.

The Poster Area is supported by Servier in the form of an unrestricted Educational Grant



Special Features



NEW THIS YEAR

This year will see a new series of three 30 minute sessions on:

"Everything you always wanted to know about **Myocardial Infarction** but were afraid to ask"

"Everything you always wanted to know about **Heart Failure** but were afraid to ask"

"Everything you always wanted to know about **Cardiac Imaging** but were afraid to ask"

Submit your questions on any of these 3 topics to question@escardio.org before 30 April and get your answers, and much more, at the Congress.

The selected questions will be discussed by our experts in Munich during interactive sessions.



Cardiac Anatomy and Pathology Live Sessions (Zone B4)

A two-day live-video and hands-on demonstration of heart specimens of congenital and acquired heart disease will take place on Sunday and Monday from 10:00 to 12:30 and from 15:30 to 18:00 in a dedicated room in the Poster Area (Zone B4). These sessions are organised by the Working Group 17 - Developmental Anatomy and Pathology, coordinated by Annalisa Angelini, Past-Chairperson WG17.

How-To Sessions (Zone C)

A series of presentation tutorials during the coffee breaks will be held in room Algiers (Zone C).

- How to submit an abstract to the ESC
- How to write a medical paper
- How to make a powerpoint presentation

e-Slides (Zone B4)

Have you missed an oral abstract or pre-arranged programme session? All presentations and Posters will be available for consultation on the e-Library PCs in the Poster Area (Zone B4). And don't miss the e-Poster viewing that will also be available for consultation electronically.

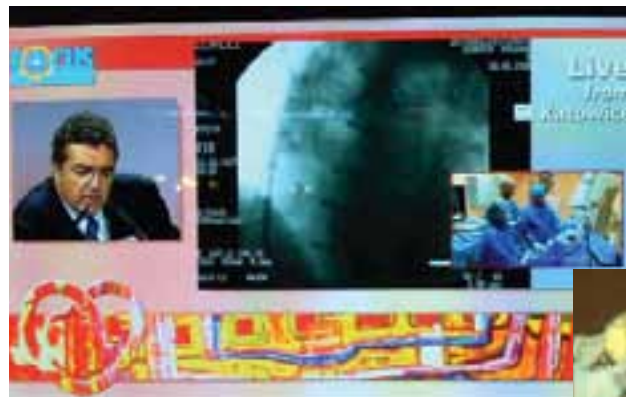


FOCUS

FOCUS Cardiology Practice Room The Hague (Zone B4)



These sessions address the needs of practicing cardiologists, focusing on patient-oriented clinical decision-making. Experienced clinicians will present cases and discuss diagnostic and therapeutic options with the audience in an interactive manner. The application of guidelines and optimal patient management, based on clinical observations, laboratory examinations, echocardiography, electrophysiology, angiography, and other investigations are critically reviewed.



FOCUS Imaging Intervention Room London (Zone B4)



The Focus Imaging Intervention sessions address current problems and new developments in catheter-based and surgical interventions, as well as non-invasive diagnostic procedures. Experts will demonstrate these techniques live, and a panel will discuss their indications and their use in daily patient care. These sessions integrate unlimited audiovisual facilities, and interaction with the audience will be stimulated using a voting system.

Have you ever wondered who is responsible for the audiovisual support of the Focus sessions at the ESC Congress? It's mediAventures, a Belgium-based company specialised in the end-to-end multimedia production for medical live transmissions and conferences. Doing all live transmissions from cathlabs and OR's worldwide using full high-definition television techniques for acquisition, transmission and projection, they have introduced a new quality standard for high-end medical training and post-education projects. For more information or advise and proposals for your own meetings visit their website www.mediaventures.be

Pre-arranged programme



The Scientific Programme has been prepared by the Congress Programme Committee in close collaboration with the ESC

Working groups, Associations and ESC Councils.

Main Sessions (MS)

Sessions in which renowned experts present state of the art reviews on clinical cardiology, basic and clinical cardiovascular research, and epidemiology, with a perspective for today's clinical practice.

Symposia (SY)

In-depth discussion of recent developments in the various fields of basic science, epidemiology and clinical cardiology.

Debates (DE)

Lively yet balanced discussion on controversial issues.

How-to Sessions (HT)

A unique opportunity for intense interaction between a limited audience and two or three experts in various fields of clinical cardiology.

Clinical Seminars (CL)

Will highlight what every clinician should know about specific subspecialty topics.

Basic Science Track

A series of sessions focusing on basic science related to cardiovascular disease. Renowned scientists review vascular biology, muscle biology, molecular biology and other areas of basic science related to the physiology and pathophysiology of the cardiovascular system. These sessions will be particularly attractive for basic scientists, but also for clinicians with an interest in basic science.

Meet the Experts (MTE)

Lunch time and 2 evening sessions focus on practical management of cardiovascular diseases in daily situations. Each session deals with two case presentations discussed by a panel of experts, and refer to current ESC Guidelines.

Read with the Experts (RWE)

Don't miss these discussions around practical cases, by experts who will be able to explain difficulties, pitfalls and limitations of new techniques. These sessions will take place during the coffee breaks and on Sunday evening.

Association Track (AST)

Five 90 minute sessions will be organised, highlighting the major messages of the ESC Associations subspecialty annual meeting or the major breakthrough in their subspecialty over the past twelve months.

The ESC Associations are:



the European Association of Echocardiography (EAE)



the European Association for Cardiovascular Prevention and Rehabilitation (EACPR)



the European Heart Rhythm Association (EHRA)



the Heart Failure Association of the ESC (HFA of the ESC)



the European Association of Percutaneous Cardiovascular Interventions (EAPCI)

Named Lectures (LEC)

Renowned specialists will hold four prestigious European Society of Cardiology lectures: on clinical and interventional cardiology, on population sciences and on basic science.

Hot Line / Clinical Trial Update Sessions (HL)

The most important new clinical trial results relevant to clinical practice.

The deadline for submitting proposals is **1 May 2008**.

Science Hot Line (SH)

This session allows for submission of late-breaking experimental work.

The deadline for submitting proposals is **15 May 2008**.

Joint Sessions

Specific sessions on key cardiovascular issues will be organised together with the American College of Cardiology (ACC), the American Heart Association (AHA), the European Association for the Study of Diabetes (EASD), the European Atherosclerosis Society (EAS), the European Resuscitation Council (ERC), the Union of European Medical Specialists (UEMS), the European Heart Network (EHN), the European Stroke Conference, the European Respiratory Society (ERS), the European Society of Hypertension (ESH), the European Association for Cardio-Thoracic Surgery (EACTS), and the World Heart Federation (WHF). The theme of this year's ESC meeting is cardiovascular imaging and to highlight this theme, joint sessions have been prepared with the American Society of Nuclear Cardiology (ASNC), the Society for Cardiovascular Magnetic Resonance (SCMR), the Society of Cardiovascular Computed Tomography (SCCT), and the American Society of Echocardiography (ASE). These joint initiatives with leading international institutions will be the opportunity to discuss major cardiovascular issues.

Highlight Session

This main session provides an overview of all the new and exciting developments, in basic and clinical sciences, presented at the Congress. The entire Congress is summarised for you in only 99 minutes!

Nursing Programme

The European Society of Cardiology acknowledges the contribution of nurses and laboratory technicians to patient care. Accordingly, a special programme will be presented focusing on nursing research in cardiovascular diseases.

Clinical Practice Guidelines

Newly available important guidelines will be presented in Munich in dedicated sessions on the ESC Clinical Practice Guidelines under the auspices of the Committee for Practice Guidelines (CPG). These European Guidelines will be presented by the respective Task Force Chairpersons and the differences and similarities between the European and the American Guidelines will be highlighted.

Industry Satellite Symposia and Workshops

Cooperation between clinicians, researchers and the pharmaceutical and technical industries has significantly contributed to a better understanding and management of patients with cardiovascular diseases. This is reflected in a series of symposia organised by industry as part of the congress programme. In addition, workshop sessions will address current practice of medical devices & equipment and other themes relevant to the control and prevention of cardiovascular diseases. The complete programme will be available on the Web Site escardio.org/esc-congress

Bench to Bedside

Sessions presenting new science with emerging clinical implications dedicated to basic scientists as well as clinicians.



EBAC ACCREDITED EDUCATIONAL PROGRAMMES

Recognition of the high quality of educational programmes is witnessed by accreditation from the European Board for Accreditation in Cardiology (EBAC). These programmes take place beyond the ESC scientific programme, are organised by scientific or academic institutions and are supported by unrestricted educational grants.



Pre-arranged programme

Abbreviations

ACC	American College of Cardiology	EPCS	European Primary Care Cardiovascular Society
AHA	American Heart Association	ERC	European Resuscitation Council
APSC	Asian Pacific Society of Cardiology	ERS	European Respiratory Society
ASE	American Society of Echocardiography	ESC	European Society of Cardiology
ASNC	American Society of Nuclear Cardiology	ESH	European Society of Hypertension
AST	Association Track	 FCP	FOCUS Cardiology Practice
CAL	Cardiac Anatomy Live	 FIL	FOCUS Imaging Intervention
CCP	Council for Cardiology Practice	 HFA	Heart Failure Association of the ESC
CL	Clinical Seminar	HL	Hot Line Session
 CPG	Committee for Practice Guidelines Clinical Practice Guidelines	LEC	ESC Lecture
CTU	Clinical Trial Update		Highlight 2008: Cardiovascular Imaging
DE	Debate	MS	Main Session
 EACPR	European Association for Cardiovascular Prevention and Rehabilitation	 MTE	Meet the Experts
EACTS	European Association for Cardio-Thoracic Surgery	RWE	Read with the Experts
 EAE	European Association of Echocardiography	SCCT	Society of Cardiovascular Computed Tomography
 EAPCI	European Association of Percutaneous Cardiovascular Interventions	SCMR	Society for Cardiovascular Magnetic Resonance
EAS	European Atherosclerosis Society	SH	Science Hot Line
EASD	European Association for the Study of Diabetes	SY	Symposium
EHN	European Heart Network	TUT	How-to tutorial Session
 EHRA	European Heart Rhythm Association	UEMS	Union of European Medical Specialists
		WHF	World Heart Federation
		YIA	Young Investigators' Awards






Highlight 2008: Cardiovascular Imaging

Cardiovascular imaging has become a key component in clinical cardiology. Over the past decades we have witnessed a revolution in terms of imaging equipment and software packages: cardiovascular imaging is nowadays fully integrated in patient care. Cardiovascular imaging has therefore been selected as the theme for the ESC Congress 2008. A comprehensive update, together with the most recent developments in imaging will be provided, with a focus not only on technical innovations, but also on implementation in clinical practice. This information will be presented in an attractive programme including State-of-the-Art Lectures, Symposia, and didactic Read and Meet with the Expert Sessions.

Sunday, 31 August 2008



		START	END	ROOM	ZONE
SY	Left ventricular hypertrophy and function in hypertension: what's new?	8:30	10:00	Warsaw	Zone A3
SY	Challenges in hypertrophic cardiomyopathy	8:30	10:00	Cairo	Zone B1
CL	Toxic heart valvulopathies	8:30	10:00	Tel Aviv	Zone B1
SY	Bicuspid aortic valve disease: an old disease with a new name?	8:30	10:00	Copenhagen	Zone B3
RWE	How can echo guide the management of asymptomatic valve disease?	10:05	10:55	Brussels	Zone A1
SY	Unique contributions of cardiovascular magnetic resonance to diagnostic cardiology (ESC and SCMR)	11:00	12:30	Cairo	Zone B1
SY	The strengths of the imaging modalities in coronary artery disease - changing roles	11:00	12:30	Tel Aviv	Zone B1
SY	The vulnerable plaque: have we made progress?	11:00	12:30	Ankara	Zone B3
DE	Controversies in endocarditis	11:00	12:30	Athens	Zone B3
 MTE	How to identify the high-risk patient?	12:45	13:45	Tel Aviv	Zone B1
SY	Cardiovascular imaging in multimodality environment (ESC and ASNC)	14:00	15:30	Cairo	Zone B1
CL	Difficulties in the diagnosis of aortic stenosis	14:00	15:30	Tel Aviv	Zone B1
 FIL	Stress echo in clinical practice. <u>Live from Liege.</u>	14:00	15:30	London	Zone B4
SY	National registries in cardiology - learning from other countries	14:00	15:30	Lisbon	Zone C
RWE	Coronary CT angiography: watch experts read unknown cases	15:35	16:25	Brussels	Zone A1
CL	Managing mitral regurgitation to preserve left ventricular function	16:30	18:00	Cairo	Zone B1
CL	How safe is cardiac imaging?	16:30	18:00	Tel Aviv	Zone B1
MS	Cardiac imaging in 2020	16:30	18:00	Rome	Zone C
 FIL	New echo techniques in valvular disease. <u>Live from Liege.</u> Supported by Philips Healthcare in the form of an unrestricted educational grant	16:30	18:00	London	Zone B4
RWE	Can you read 3D? Test yourself!	18:15	19:15	Brussels	Zone A1
RWE	Coronary CT angiography: watch experts read unknown cases. (Repeat session)	18:15	19:15	Berne	Zone C
RWE	How can echo guide the management of asymptomatic valve disease? (Repeat session)	18:15	19:15	Lisbon	Zone C

Monday, 1 September 2008

CL	Advances in imaging and management of arrhythmogenic right ventricular cardiomyopathy	8:30	10:00	Brussels	Zone A1
SY	How to improve the rate of responders with cardiac resynchronisation therapy?	8:30	10:00	Madrid	Zone A1
SY	Cardiac computed tomography in coronary artery disease: when to use and when not to use? (ESC and SCCT)	8:30	10:00	Cairo	Zone B1
 CL	Quantitative positron emission tomography imaging from micro- to macrovascular abnormalities	8:30	10:00	Tel Aviv	Zone B1
 SY	In vivo imaging for cardiac regeneration	8:30	10:00	Lisbon	Zone C
MS	Imaging valve disease in 2008	8:30	10:00	Rome	Zone C
RWE	Cardiac magnetic resonance imaging in heart failure	10:05	10:55	Brussels	Zone A1
SY	Evolving role of echo in heart failure (ESC and ASE)	11:00	12:30	Cairo	Zone B1
HT	Differentiation of non-myocardial tissue in the heart by cardiovascular magnetic resonance	11:00	12:30	Tel Aviv	Zone B1
CL	Expanding horizons in mitral valve repair	11:00	12:30	Copenhagen	Zone B3
 MTE	Acute dyspnea: diagnosis please!	12:45	13:45	Oslo	Zone A1
SY	Percutaneous valves: clinical experience and imaging	14:00	15:30	Cairo	Zone B1
SY	Which imaging technique in?	14:00	15:30	Paris	Zone B1
SY	Clinical applications of nuclear imaging - new indications and techniques	14:00	15:30	Tel Aviv	Zone B1
SY	Difficult management problems with aortic stenosis	14:00	15:30	Athens	Zone B3
CL	Endocarditis: diagnosis, decision making and treatment	14:00	15:30	Copenhagen	Zone B3
 FII	MRI - imaging heart muscle. <u>Live from Berlin</u> <i>Supported by Philips Healthcare in the form of an unrestricted educational grant</i>	14:00	15:30	London	Zone B4
RWE	Echo in cardiac resynchronisation therapy. A joint journey from selection to optimisation	15:35	16:25	Brussels	Zone A1
CL	The pros and cons of coronary computed tomography angiography	16:30	18:00	Tel Aviv	Zone B1
SY	The clinical relevance of myocardial necrosis during percutaneous coronary intervention	16:30	18:00	Ankara	Zone B3
CL	Difficult mitral valve problems	16:30	18:00	Athens	Zone B3
CL	Intravascular ultrasound: clinical device or research tool?	16:30	18:00	Copenhagen	Zone B3
 SY	Analysis of molecular data - a new challenge in cardiology	16:30	18:00	Berne	Zone C






Tuesday, 2 September 2008

CL	Imaging controversies in resynchronisation therapy	8:30	10:00	Budapest	Zone A1
SY	Cardiac imaging and navigation in catheter ablation of atrial fibrillation	8:30	10:00	Brussels	Zone A1
SY	Chest pain in the emergency room: challenges and solutions	8:30	10:00	Warsaw	Zone A3




SY	Myocarditis: update on imaging and contemporary management	8:30	10:00	Cairo	Zone B1
MS	The year in clinical imaging	8:30	10:00	Tel Aviv	Zone B1
RWE	Comprehensive imaging of coronary heart disease	10:05	10:55	Brussels	Zone A1
CL	Application of new imaging techniques in congenital heart disease	11:00	12:30	Cairo	Zone B1
 SY	Ultrasound-directed gene and drug therapy	11:00	12:30	Tel Aviv	Zone B1
MS	Percutaneous aortic valve implantation: a consensus between cardiologists and surgeons	11:00	12:30	Athens	Zone B3
SY	Myocardial viability in the management of coronary artery disease	11:00	12:30	Warsaw	Zone A3
 FII	CT-evaluation of cardiac interventions. <u>Live from Rotterdam</u> <i>Supported by Siemens AG Healthcare in the form of an unrestricted educational grant</i>	11:00	12:30	London	Zone B4
AST	Highlight from EuroEcho 2007	11:00	12:30	Paris	Zone B1

Meet the Experts (MTE)



Sunday, 31 August 2008

	START	END	ROOM	ZONE
 Therapeutical options in atrial fibrillation, young versus elderly patients	12:45	13:45	Brussels	Zone A1
 Getting to the heart of 'resistant' hypertension	12:45	13:45	Oslo	Zone A1
 How to identify the high-risk patient?	12:45	13:45	Tel Aviv	Zone B1
 Optimisation of heart failure therapy: addition and/or substitution? (Repeat session)	18:15	19:15	Oslo	Zone A1
 Treatment of ST-elevation myocardial infarction in 2008. (Repeat session)	18:15	19:15	Cairo	Zone B1

Monday, 1 September 2008

 Anti-thrombotic therapy in acute coronary syndromes: difficult cases	12:45	13:45	Brussels	Zone A1
 Acute dyspnea: diagnosis please!	12:45	13:45	Oslo	Zone A1
 Optimisation of heart failure therapy: addition and/or substitution?	12:45	13:45	Tel Aviv	Zone B1

Tuesday, 2 September 2008

The young patient with a stroke: tips and tricks for clinical management	12:45	13:45	Brussels	Zone A1
 Management of syncope: what shall we do?	12:45	13:45	Oslo	Zone A1
 Treatment of ST-elevation myocardial infarction in 2008	12:45	13:45	Tel Aviv	Zone B1



Pre-arranged programme

Read with the Experts (RWE)

Sunday, 31 August 2008

	START	END	ROOM	ZONE
How can echo guide the management of asymptomatic valve disease?	10:05	10:55	Brussels	Zone A1
Coronary CT angiography: watch experts read unknown cases	15:35	16:25	Brussels	Zone A1
Can you read 3D? Test yourself!	18:15	19:15	Brussels	Zone A1
Coronary CT angiography: watch experts read unknown cases. (Repeat session)	18:15	19:15	Berne	Zone C
How can echo guide the management of asymptomatic valve disease? (Repeat session)	18:15	19:15	Lisbon	Zone C

Monday, 1 September 2008

Cardiac magnetic resonance imaging in heart failure	10:05	10:55	Brussels	Zone A1
Echo in cardiac resynchronisation therapy. A joint journey from selection to optimisation	15:35	16:25	Brussels	Zone A1

Tuesday, 2 September 2008

Comprehensive imaging of coronary heart disease	10:05	10:55	Brussels	Zone A1
---	-------	-------	----------	---------

New echo techniques in valvular disease. <u>Live from Liege.</u> Supported by Philips Healthcare in the form of an unrestricted educational grant	16:30	18:00	London	Zone B4
--	-------	-------	--------	---------

Monday, 1 September 2008

Percutaneous aortic valve implantation* Supported by Edwards Lifesciences in the form of an unrestricted educational grant	8:30	10:00	London	Zone B4
Carotid stenting - <u>Live from Munich (Mudra)*</u>	11:00	12:30	London	Zone B4
MRI - imaging heart muscle. <u>Live from Berlin</u> Supported by Philips Healthcare in the form of an unrestricted educational grant	14:00	15:30	London	Zone B4
The patient with syncope.	16:30	18:00	London	Zone B4

Tuesday, 2 September 2008

The patient with hypertrophic cardiomyopathy	8:30	10:00	London	Zone B4
CT - evaluation of cardiac interventions. <u>Live from Rotterdam*</u> Supported by Siemens AG Healthcare in the form of an unrestricted educational grant	11:00	12:30	London	Zone B4

*In collaboration with EuroPCR - EAPCI

Association Track (AST)

Tuesday, 2 September 2008

	START	END	ROOM	ZONE
What is new in Cardiovascular Prevention and Rehabilitation?	8:30	10:00	Bucharest	Zone A4
Highlight from Heart Failure 2008	8:30	10:00	Paris	Zone B1
Official documents of European Heart Rhythm Association	11:00	12:30	Madrid	Zone A1
Highlight from EuroEcho 2007	11:00	12:30	Paris	Zone B1

FOCUS Imaging Intervention (FII)



Sunday, 31 August 2008

	START	END	ROOM	ZONE
The best of EuroPCR*	8:30	10:00	London	Zone B4
Complex PCI - <u>Live from Katowice*</u> Supported by Cordis, Johnson & Johnson in the form of an unrestricted educational grant	11:00	12:30	London	Zone B4
Stress echo in clinical practice. <u>Live from Liege.</u>	14:00	15:30	London	Zone B4

FOCUS Cardiology Practice (FCP)



Sunday, 31 August 2008

	START	END	ROOM	ZONE
Heart failure after myocardial infarction	8:30	10:00	The Hague	Zone B4
Comorbidity and chronic coronary artery disease Supported by CV Therapeutics Europe in the form of an unrestricted educational grant	11:00	12:30	The Hague	Zone B4
Comorbidity in heart failure patients	14:00	15:30	The Hague	Zone B4
Acute myocardial infarction: the difficult case Supported by Boehringer Ingelheim in the form of an unrestricted educational grant	16:30	18:00	The Hague	Zone B4

Monday, 1 September 2008

Pulmonary embolism	8:30	10:00	The Hague	Zone B4
Non-cardiac surgery in cardiac patients	11:00	12:30	The Hague	Zone B4
Evaluation of systolic and diastolic function	14:00	15:30	The Hague	Zone B4
Practical approach to cardiopulmonary exercise testing	16:30	18:00	The Hague	Zone B4

Tuesday, 2 September 2008

Practical approach to atrial fibrillation
Supported by **sanofi-aventis** in the form of an
unrestricted educational grant
All about weight


8:30	10:00	The Hague	Zone B4
11:00	12:30	The Hague	Zone B4

Clinical Trial Update, Hot Line & Science Hot Line

Sunday, 31 August 2008

	START	END	ROOM	ZONE
HL Hot Line I	11:00	12:30	Munich	Zone A4
CTU Clinical Trial Update I	14:00	15:30	Munich	Zone A4

Monday, 1 September 2008

HL Hot Line II	11:00	12:30	Munich	Zone A4
 SH Science Hot Line	11:00	12:30	Lisbon	Zone C

Tuesday, 2 September 2008

HL Hot Line III	11:00	12:30	Munich	Zone A4
-----------------	-------	-------	--------	---------

Wednesday, 3 September 2008

CTU Clinical Trial Update II	8:30	10:00	Munich	Zone A4
------------------------------	------	-------	--------	---------

ESC Committee for Practice Guidelines



Sunday, 31 August 2008

	START	END	ROOM	ZONE
SY Acute pulmonary embolism 2008	8:30	10:00	Munich	Zone A4
SY Controversies in heart failure guidelines	16:30	18:00	Munich	Zone A4

Monday, 1 September 2008



SY The new ESC guidelines	14:00	15:30	Munich	Zone A4
SY Optimal management of ST-elevation myocardial infarction patients on both sides of the Atlantic	16:30	18:00	Munich	Zone A4

Tuesday, 2 September 2008




SY Role of endomyocardial biopsy in the management of cardiovascular disease	8:30	10:00	Munich	Zone A4
--	------	-------	--------	---------

ESC Lectures, Highlight Session & Joint Sessions

Sunday, 31 August 2008

	START	END	ROOM	ZONE
 SY Unique contributions of cardiovascular magnetic resonance to diagnostic cardiology (ESC and SCMR)	11:00	12:30	Cairo	Zone B1
SY Highlights of tomorrow - update on ongoing trials	11:00	12:30	Stockholm	Zone B1
SY Transcatheter valve therapy (ESC and EACTS)	11:00	12:30	Copenhagen	Zone B3
SY Micro-RNAs in the heart: small molecules with major impact (ESC and AHA)	11:00	12:30	Berne	Zone C
 SY Cardiovascular imaging in multimodality environment (ESC and ASNC)	14:00	15:30	Cairo	Zone B1
CL Coronary revascularisation in diabetic patients (ESC and ACC)	14:00	15:30	Athens	Zone B3
LEC ESC Rene Laennec Lecture on Clinical Cardiology	14:00	15:30	Rome	Zone C
LEC ESC Andreas Gruentzig Lecture on Interventional Cardiology	14:00	15:30	Rome	Zone C
SY What is new in resuscitation? (ESC and ERC)	16:30	18:00	Belgrade	Zone A3
SY Heart failure with normal ejection fraction (ESC and AHA)	16:30	18:00	Stockholm	Zone B1

Monday, 1 September 2008

SY Obese children - a growing target for life style intervention (ESC and EASD)	8:30	10:00	Berlin	Zone A3
SY High-density lipoprotein and vascular health in the light of new trials (ESC and EAS)	8:30	10:00	Bucharest	Zone A4
 SY Cardiac computed tomography in coronary artery disease: when to use and when not to use (ESC and SCCT)	8:30	10:00	Cairo	Zone B1
SY Complex chronic polymorbidities (ESC and ERS)	8:30	10:00	Stockholm	Zone B1
SY Rheumatic heart disease impact in developing world (ESC and WHF)	8:30	10:00	Athens	Zone B3
CL How to improve blood pressure control? (ESC and ESH)	11:00	12:30	Berlin	Zone A3
 SY Evolving role of echo in heart failure (ESC and ASE)	11:00	12:30	Cairo	Zone B1
SY Targeting abdominal obesity and the metabolic syndrome to optimally manage global cardiovascular disease risk: exploring opportunities for prevention (ESC and WHF)	11:00	12:30	Athens	Zone B3
SY Heart failure and atrial fibrillation (ESC and ACC)	14:00	15:30	Madrid	Zone A1
SY Therapeutic strategies and clinical outcomes in ST-elevation: East versus West (ESC and APSC)	14:00	15:30	Belgrade	Zone A3
 LEC ESC William Harvey Lecture on Basic Science	14:00	15:30	Lisbon	Zone C



Pre-arranged programme by topic

LEC	ESC Geoffrey Rose Lecture on Population Sciences	14:00	15:30	Lisbon	Zone C
SY	Euro Heart Health Charter: an update (ESC and EHN)	16:30	18:00	Berlin	Zone A3
SY	Management of severe carotid disease prior to non-vascular surgery (ESC and European Stroke Conference)	16:30	18:00	Zagreb	Zone B3

Tuesday, 2 September 2008

SY	Cardiovascular disease at the interface (ESC and EPCCS)	8:30	10:00	Berlin	Zone A3
SY	Take home messages for practitioners - In collaboration with the CCP	11:00	12:30	Berlin	Zone A3
SY	European Cardiology - a bright future. Training and accreditation (ESC and Cardiology Section of UEMS)	11:00	12:30	Bucharest	Zone A4

Wednesday, 3 September 2008

MS	Highlight Session	11:00	12:41	Munich	Zone A4
----	-------------------	-------	-------	--------	---------

Cardiac Anatomy and Pathology Live Sessions (CAL)

Sunday, 31 August 2008

	START	END	ROOM	ZONE
Cardiac anatomy for interventional cardiologists	10:00	12:30	Cardiac Anatomy	Zone B4
Substrates of sudden cardiac death	15:30	18:00	Cardiac Anatomy	Zone B4

Monday, 1 September 2008

Cardiac anatomy for echocardiographers	10:00	12:30	Cardiac Anatomy	Zone B4
Surgical anatomy of congenital heart disease	15:30	18:00	Cardiac Anatomy	Zone B4

Young Investigators' Awards Sessions (YIA)

Sunday, 31 August 2008

	START	END	ROOM	ZONE
Young Investigators' Awards Session Population Sciences	12:40	13:55	Prague	Zone B3
Young Investigators' Awards Session Clinical Science	12:40	13:55	Zagreb	Zone B3
Young Investigators' Awards Session Coronary Pathophysiology and Microcirculation	12:40	13:55	Algiers	Zone C
Young Investigators' Awards Session Thrombosis	12:40	13:55	Berne	Zone C
Young Investigators' Awards Session Basic Science	12:40	13:55	Riga	Zone C

Arrhythmias

Sunday, 31 August 2008



	START	END	ROOM	ZONE
SY Complex ventricular arrhythmias. A therapeutic nightmare	8:30	10:00	Brussels	Zone A1
SY The post-ablation atrial fibrillation patient	8:30	10:00	Madrid	Zone A1
CL Difficult decisions in arrhythmias for the clinical cardiologist	11:00	12:30	Brussels	Zone A1
SY Medical treatment of atrial fibrillation	11:00	12:30	Madrid	Zone A1
MTE Therapeutical options in atrial fibrillation, young versus elderly patients	12:45	13:45	Brussels	Zone A1
DE Risk stratification in Brugada syndrome	14:00	15:30	Brussels	Zone A1
SY The fight against sudden cardiac death. How to improve what we have?	14:00	15:30	Madrid	Zone A1
CL What's new in cardiac pacing?	16:30	18:00	Brussels	Zone A1
SY Primary prevention of sudden cardiac death: going where the large randomised clinical trials lead	16:30	18:00	Madrid	Zone A1

Monday, 1 September 2008

SY How to improve the rate of responders with cardiac resynchronisation therapy?	8:30	10:00	Madrid	Zone A1
SY Is there a consensus about implantable cardioverter-defibrillator indications in ...?	11:00	12:30	Budapest	Zone A1
SY Cardiac resynchronisation therapy: do we have to extend the indication?	11:00	12:30	Madrid	Zone A1
MS Management of atrial fibrillation in the elderly	11:00	12:30	Rome	Zone C
CL Syncope: a clinical point of view	14:00	15:30	Budapest	Zone A1
SY Heart failure and atrial fibrillation (ESC and ACC)	14:00	15:30	Madrid	Zone A1
SY Home monitoring for electrical devices	16:30	18:00	Budapest	Zone A1
SY Ageing with atrial fibrillation	16:30	18:00	Madrid	Zone A1
FI The patient with syncope.	16:30	18:00	London	Zone B4













Tuesday, 2 September 2008

CL Imaging controversies in resynchronisation therapy	8:30	10:00	Budapest	Zone A1
SY Cardiac imaging and navigation in catheter ablation of atrial fibrillation	8:30	10:00	Brussels	Zone A1
FCP Practical approach to atrial fibrillation <i>Supported by sanofi-aventis in the form of an unrestricted educational grant</i>	8:30	10:00	The Hague	Zone B4
SY Emerging concepts in the pathogenesis and management of atrial fibrillation	8:30	10:00	Berne	Zone C
SY Cardiac resynchronisation therapy in Europe. The new guidelines and the health system support	11:00	12:30	Budapest	Zone A1









 CL	Channelopathies, how to manage?	11:00	12:30	Brussels	Zone A1
 MTE	Management of syncope: what shall we do?	12:45	13:45	Oslo	Zone A1

Heart Failure / Left Ventricular Dysfunction

Sunday, 31 August 2008



		START	END	ROOM	ZONE
 CL	Sleep disordered breathing in patients with heart failure - why we should care	8:30	10:00	Paris	Zone B1
 SY	Novel therapies for acute heart failure	8:30	10:00	Stockholm	Zone B1
 SY	Hot topics in heart failure	8:30	10:00	Athens	Zone B3
 FCP	Heart failure after myocardial infarction	8:30	10:00	The Hague	Zone B4
 CL	Cardiotoxicity of antineoplastic agents	11:00	12:30	Paris	Zone B1
 MS	From hypertension to heart failure: the disease continuum	11:00	12:30	Rome	Zone C
 SY	Regenerative therapy in heart failure: a bridge too far?	14:00	15:30	Paris	Zone B1
 SY	Is management of chronic heart failure evidence b(i)ased?	14:00	15:30	Stockholm	Zone B1
 FCP	Comorbidity in heart failure patients	14:00	15:30	The Hague	Zone B4
 SY	Controversies in heart failure guidelines (ESC CPG)	16:30	18:00	Munich	Zone A4
 SY	Heart failure with normal ejection fraction (ESC and AHA)	16:30	18:00	Stockholm	Zone B1
 MTE	Optimisation of heart failure therapy: addition and/or substitution? (Repeat session)	18:15	19:15	Oslo	Zone A1

Monday, 1 September 2008

 SY	Novel approaches to individualised diagnosis and treatment of heart failure	8:30	10:00	Paris	Zone B1
 CL	Patient education in heart failure	11:00	12:30	Paris	Zone B1
 SY	Anaemia and kidney function in chronic heart failure - are we asking the right question?	11:00	12:30	Stockholm	Zone B1
 MTE	Optimisation of heart failure therapy: addition and/or substitution?	12:45	13:45	Tel Aviv	Zone B1
 SY	2008 ESC heart failure guidelines: what's new?	14:00	15:30	Stockholm	Zone B1
 FCP	Evaluation of systolic and diastolic function	14:00	15:30	The Hague	Zone B4
 SY	Autoantibody in dilated cardiomyopathy: bystander or biomarker?	16:30	18:00	Paris	Zone B1
 CL	How can we further improve prognosis of chronic heart failure? A look beyond the heart	16:30	18:00	Stockholm	Zone B1













Tuesday, 2 September 2008

 CL	The kidney in heart failure: les liaisons dangereuses	8:30	10:00	Stockholm	Zone B1
--	---	------	-------	-----------	---------









 CL	Take home messages for practitioners - In collaboration with the CCP	11:00	12:30	Berlin	Zone A3
 SY	Biomarkers as possible surrogates in heart failure	11:00	12:30	Stockholm	Zone B1

Valvular Disease / Pulmonary Circulation / Myocardial-Pericardial Disease








Sunday, 31 August 2008

		START	END	ROOM	ZONE
 SY	Laminopathies affecting the heart: from clinical suspicion to correct treatment	8:30	10:00	Budapest	Zone A1
 CL	Acute pulmonary embolism 2008 (ESC CPG)	8:30	10:00	Munich	Zone A4
 SY	Challenges in hypertrophic cardiomyopathy	8:30	10:00	Cairo	Zone B1
 SY	Bicuspid aortic valve disease: an old disease with a new name?	8:30	10:00	Copenhagen	Zone B3
 CAL	Cardiac anatomy for interventional cardiologists	10:00	12:30	Cardiac Anatomy	Zone B4
 CL	Acute pericarditis and cardiac tamponade	11:00	12:30	Budapest	Zone A1
 DE	Controversies in endocarditis	11:00	12:30	Athens	Zone B3
 SY	Transcatheter valve therapy (ESC and EACTS)	11:00	12:30	Copenhagen	Zone B3
 SY	Treatment for pulmonary arterial hypertension: success and limitations	14:00	15:30	Budapest	Zone A1
 CAL	Substrates of sudden cardiac death	15:30	18:00	Cardiac Anatomy	Zone B4
 SY	Pulmonary hypertension in left heart diseases	16:30	18:00	Budapest	Zone A1
 FI	New echo techniques in valvular disease. <u>Live from Liege.</u> Supported by Philips Healthcare in the form of an unrestricted educational grant	16:30	18:00	London	Zone B4





Monday, 1 September 2008

 CL	Advances in imaging and management of arrhythmogenic right ventricular cardiomyopathy	8:30	10:00	Brussels	Zone A1
 SY	Rheumatic heart disease impact in developing world (ESC and WHF)	8:30	10:00	Athens	Zone B3
 FI	Percutaneous aortic valve implantation - Supported by Edwards Lifesciences in the form of an unrestricted educational grant	8:30	10:00	London	Zone B4
 FCP	Pulmonary embolism	8:30	10:00	The Hague	Zone B4
 MS	Imaging valve disease in 2008	8:30	10:00	Rome	Zone C
 CAL	Cardiac anatomy for echocardiographers	10:00	12:30	Cardiac Anatomy	Zone B4
 CL	How to diagnose and manage rare and unusual cardiomyopathies	11:00	12:30	Brussels	Zone A1
 SY	Stroke and migraine: a cardiologist's headache?	14:00	15:30	Brussels	Zone A1

Pre-arranged programme by topic










 SY	Difficult management problems with aortic stenosis	14:00	15:30	Athens	Zone B3
 CL	Endocarditis: diagnosis, decision making and treatment	14:00	15:30	Copenhagen	Zone B3
 FI	MRI - imaging heart muscle. <u>Live from Berlin</u> <i>Supported by Philips Healthcare in the form of an unrestricted educational grant</i>	14:00	15:30	London	Zone B4
 CAL	Surgical anatomy of congenital heart disease	15:30	18:00	Cardiac Anatomy	Zone B4
 CL	Pulmonary hypertension in adult congenital heart disease	16:30	18:00	Brussels	Zone A1
 CL	Difficult mitral valve problems	16:30	18:00	Athens	Zone B3
 CL	Intravascular ultrasound: clinical device or research tool?	16:30	18:00	Copenhagen	Zone B3

Tuesday, 2 September 2008




 SY	Role of endomyocardial biopsy in the management of cardiovascular disease (ESC CPG)	8:30	10:00	Munich	Zone A4
 SY	Myocarditis: update on imaging and contemporary management	8:30	10:00	Cairo	Zone B1
 FI	The patient with hypertrophic cardiomyopathy	8:30	10:00	London	Zone B4
 CL	Application of new imaging techniques in congenital heart disease	11:00	12:30	Cairo	Zone B1








Ischaemia / Coronary Artery Disease / Acute Cardiac Care

Sunday, 31 August 2008






		START	END	ROOM	ZONE
 SY	Use and abuse of biomarkers in acute coronary syndromes	8:30	10:00	Belgrade	Zone A3
 CL	Unresolved issues in primary percutaneous coronary intervention for ST-elevation myocardial infarction	11:00	12:30	Belgrade	Zone A3
 MS	'Courageous' treatment for stable coronary disease	11:00	12:30	Berlin	Zone A3
 SY	The new 'universal' definition of myocardial infarction	14:00	15:30	Berlin	Zone A3
 SY	What is new in resuscitation? (ESC and ERC)	16:30	18:00	Belgrade	Zone A3
 SY	Pre-hospital management of ST-elevation myocardial infarction	16:30	18:00	Berlin	Zone A3
 SY	Current status of devices in heart failure	16:30	18:00	Paris	Zone B1
 FCP	Acute myocardial infarction: the difficult case - <i>Supported by Boehringer Ingelheim in the form of an unrestricted educational grant</i>	16:30	18:00	The Hague	Zone B4
 MTE	Treatment of ST-elevation myocardial infarction in 2008. (Repeat session)	18:15	19:15	Cairo	Zone B1

Monday, 1 September 2008

 SY	The dark side of reperfusion	8:30	10:00	Belgrade	Zone A3
 SY	Complex chronic polymorbidities (ESC and ERS)	8:30	10:00	Stockholm	Zone B1
 SY	Antithrombotic treatments in difficult clinical scenarios	11:00	12:30	Belgrade	Zone A3






 FCP	Non-cardiac surgery in cardiac patients	11:00	12:30	The Hague	Zone B4
 MTE	Anti-thrombotic therapy in acute coronary syndromes: difficult cases	12:45	13:45	Brussels	Zone A1
 CL	Therapeutic strategies and clinical outcomes in ST-elevation myocardial infarction: East versus West (ESC and APSC)	14:00	15:30	Belgrade	Zone A3
 CL	Treatment delay in ST-elevation myocardial infarction - how much is too long?	14:00	15:30	Berlin	Zone A3
 SY	Platelet function and targets	16:30	18:00	Belgrade	Zone A3
 SY	Optimal management of ST-elevation myocardial infarction patients on both sides of the Atlantic (ESC CPG)	16:30	18:00	Munich	Zone A4
 MS	Antithrombotic and antiplatelet treatment in coronary artery disease: 2008	16:30	18:00	Rome	Zone C

Tuesday, 2 September 2008






 CL	Resuscitation in special situations	8:30	10:00	Belgrade	Zone A3
 SY	Chest pain in the emergency room: challenges and solutions	8:30	10:00	Warsaw	Zone A3
 CL	New biomarkers in acute cardiac care	11:00	12:30	Belgrade	Zone A3
 SY	Myocardial viability in the management of coronary artery disease	11:00	12:30	Warsaw	Zone A3
 MTE	Treatment of ST-elevation myocardial infarction in 2008	12:45	13:45	Tel Aviv	Zone B1



Interventions / Peripheral Circulation / Stroke / Surgery

Sunday, 31 August 2008



		START	END	ROOM	ZONE
 FI	The best of EuroPCR	8:30	10:00	London	Zone B4
 SY	The vulnerable plaque: have we made progress?	11:00	12:30	Ankara	Zone B3
 FI	Complex PCI - <u>Live from Katowice</u> - <i>Supported by Cordis, Johnson & Johnson in the form of an unrestricted educational grant</i>	11:00	12:30	London	Zone B4
 CL	Coronary revascularisation in diabetic patients (ESC & ACC)	14:00	15:30	Athens	Zone B3
 CL	Best use of drug-eluting stents	16:30	18:00	Athens	Zone B3

Monday, 1 September 2008

 DE	Stable angina and diabetes: challenges for interventionists	8:30	10:00	Munich	Zone A4
 CL	Management of patients with carotid artery disease: surgery, stent and medical therapy	8:30	10:00	Ankara	Zone B3
 DE	Percutaneous coronary intervention versus bypass surgery: the paradigm shift	11:00	12:30	Ankara	Zone B3
 CL	Expanding horizons in mitral valve repair	11:00	12:30	Copenhagen	Zone B3
 FI	Carotid stenting - <u>Live from Munich (Mudra)</u>	11:00	12:30	London	Zone B4


	SY	Percutaneous valves: clinical experience and imaging	14:00	15:30	Cairo	Zone B1
	CL	What should a cardiologist know from peripheral arterial disease?	14:00	15:30	Ankara	Zone B3
	MS	Safety of drug-eluting stents: two years after Barcelona	14:00	15:30	Rome	Zone C
	SY	The clinical relevance of myocardial necrosis during percutaneous coronary intervention	16:30	18:00	Ankara	Zone B3
	SY	Management of severe carotid disease prior to non-vascular surgery (ESC and European Stroke Conference)	16:30	18:00	Zagreb	Zone B3

Tuesday, 2 September 2008

	HT	Bifurcation lesions: still a challenge for percutaneous revascularisation	8:30	10:00	Ankara	Zone B3
	SY	Multivessel or left main coronary artery disease: a surgeon's opinion	8:30	10:00	Copenhagen	Zone B3
	CL	Percutaneous interventions for complex patients and lesions	11:00	12:30	Ankara	Zone B3
	MS	Percutaneous aortic valve implantation: a consensus between cardiologists and surgeons	11:00	12:30	Athens	Zone B3
	MTE	The young patient with a stroke: tips and tricks for clinical management	12:45	13:45	Brussels	Zone A1




Exercise / Epidemiology / Prevention / Nursing

Sunday, 31 August 2008


			START	END	ROOM	ZONE
	SY	The gourmand's heart - a bitter sweet relationship?	8:30	10:00	Bucharest	Zone A4
	SY	Inflammation, habitual exercise and cardiovascular disease	8:30	10:00	Vienna	Zone A4
	SY	Economics of percutaneous coronary interventions	8:30	10:00	Ankara	Zone B3
	SY	Quality of life in ischaemic heart disease in Europe: HeartQoL study	11:00	12:30	Bucharest	Zone A4
	CL	Fitness and prognosis in chronic heart failure	11:00	12:30	Vienna	Zone A4
	FCP	Comorbidity and chronic coronary artery disease Supported by CV Therapeutics Europe in the form of an unrestricted educational grant	11:00	12:30	The Hague	Zone B4
	CL	Preventive cardiology in primary care - EUROASPIRE III	14:00	15:30	Belgrade	Zone A3
	SY	Can we afford the increasing costs of cardiovascular care?	14:00	15:30	Bucharest	Zone A4
	SY	Everything you want to try in cardiac rehabilitation	14:00	15:30	Vienna	Zone A4
	SY	Challenging patients in cardiac prevention and rehabilitation	16:30	18:00	Vienna	Zone A4

Monday, 1 September 2008

	SY	Obese children - a growing target for life style intervention (ESC and EASD)	8:30	10:00	Berlin	Zone A3
--	----	--	------	-------	--------	---------



	SY	High-density lipoprotein and vascular health in the light of new trials (ESC and EAS)	8:30	10:00	Bucharest	Zone A4
	CL	Depressed about depression?	8:30	10:00	Vienna	Zone A4
	DE	Strategies to prevent sudden death in athletes	11:00	12:30	Bucharest	Zone A4
	CL	Moving from cure to palliation	11:00	12:30	Vienna	Zone A4
	SY	Targeting abdominal obesity and the metabolic syndrome to optimally manage global cardiovascular disease risk: exploring opportunities for prevention (ESC and WHF)	11:00	12:30	Athens	Zone B3
	SY	Risk estimation - have we got it right yet?	14:00	15:30	Bucharest	Zone A4
	SY	Novel therapies for reverse left ventricular remodelling - fact or fiction?	14:00	15:30	Vienna	Zone A4
	SY	Euro Heart Health Charter: an update (ESC and EHN)	16:30	18:00	Berlin	Zone A3
	SY	INTERHEART - an update	16:30	18:00	Bucharest	Zone A4
	CL	Physical exercise: is it all about nitric oxide?	16:30	18:00	Vienna	Zone A4
	FCP	Practical approach to cardiopulmonary exercise testing	16:30	18:00	The Hague	Zone B4

Tuesday, 2 September 2008

	SY	Diabetes and the heart	8:30	10:00	Madrid	Zone A1
	SY	Cardiovascular disease at the interface (ESC and EPCCS)	8:30	10:00	Berlin	Zone A3
	SY	Supporting self care in patients with heart failure	8:30	10:00	Vienna	Zone A4
	MS	Fit to play? Cardiac abnormalities in sports	8:30	10:00	Rome	Zone C
	SY	European Cardiology - a bright future. Training and accreditation (ESC and Cardiology Section of UEMS)	11:00	12:30	Bucharest	Zone A4
	CL	Nurse managed prevention - is it a good investment?	11:00	12:30	Vienna	Zone A4
	FCP	All about weight	11:00	12:30	The Hague	Zone B4

Hypertension / Pharma

Sunday, 31 August 2008

			START	END	ROOM	ZONE
	SY	The safety catch: cardiovascular safety of non-cardiovascular drugs	8:30	10:00	Berlin	Zone A3
	SY	Left ventricular hypertrophy and function in hypertension: what's new?	8:30	10:00	Warsaw	Zone A3
	MS	Fallacies from clinical trials	8:30	10:00	Rome	Zone C
	DE	Controversies in hypertension	11:00	12:30	Warsaw	Zone A3
	MTE	Getting to the heart of 'resistant' hypertension	12:45	13:45	Oslo	Zone A1
	SY	Hypertension in the octogenarian: to treat or not to treat?	14:00	15:30	Warsaw	Zone A3
	SY	New frontiers in hypertension	16:30	18:00	Warsaw	Zone A3



Pre-arranged programme by topic

Monday, 1 September 2008

CL	How to improve blood pressure control? (ESC and ESH)	11:00	12:30	Berlin	Zone A3
SY	The value of surrogate end points in clinical trials	11:00	12:30	Warsaw	Zone A3
SY	The odyssey from drug discovery to clinical practice	14:00	15:30	Warsaw	Zone A3
SY	Potential for device therapy in hypertension	16:30	18:00	Warsaw	Zone A3

Basic Science

Sunday, 31 August 2008

		START	END	ROOM	ZONE
SY	Vascular development: genetics versus environmental control - <i>State of the Art</i>	8:30	10:00	Berne	Zone C
SY	Preconditioning and postconditioning: ready for prime time? - <i>Bench to bedside</i>	8:30	10:00	Lisbon	Zone C
SY	Micro-RNAs in the heart: small molecules with major impact (ESC and AHA) - <i>Bench to bedside</i>	11:00	12:30	Berne	Zone C
SY	Vascular stress - <i>State of the Art</i>	11:00	12:30	Lisbon	Zone C
SY	Cardiovascular Research symposium on sarcoplasmic reticulum - mitochondrial axis in cardiac disease <i>State of the Art</i>	14:00	15:30	Algiers	Zone C
SY	Breakthrough or aberration? Neovascularisation in cardiovascular disease - <i>State of the Art</i>	14:00	15:30	Berne	Zone C
SY	Hypoxia-inducible factor (HIF) and adaptation to hypoxia - <i>State of the Art</i>	16:30	18:00	Berne	Zone C
SY	Chemokines in the pathogenesis and progression of atherosclerosis - <i>Bench to bedside</i>	16:30	18:00	Lisbon	Zone C

Monday, 1 September 2008

SY	The dark side of reperfusion - <i>Bench to bedside</i>	8:30	10:00	Belgrade	Zone A3
SY	An integrated view of cardiac development - <i>State of the Art</i>	8:30	10:00	Berne	Zone C
SY	In vivo imaging for cardiac regeneration - <i>State of the Art</i>	8:30	10:00	Lisbon	Zone C
SY	The monocyte: much more than just an inflammatory cell <i>Bench to bedside</i>	11:00	12:30	Berne	Zone C
SH	Science Hot Line - <i>State of the Art</i>	11:00	12:30	Lisbon	Zone C
SY	New venues in cardiac hypertrophy and heart failure <i>Bench to bedside</i>	14:00	15:30	Berne	Zone C
LEC	ESC William Harvey Lecture on Basic Science - <i>State of the Art</i>	14:00	15:30	Lisbon	Zone C
SY	Structure/function relationships in the heart - <i>State of the Art</i>	16:30	18:00	Lisbon	Zone C

Tuesday, 2 September 2008

SY	Emerging concepts in the pathogenesis and management of atrial fibrillation - <i>Bench to bedside</i>	8:30	10:00	Berne	Zone C
SY	Genetic pathways in cardiac disease - <i>State of the Art</i>	8:30	10:00	Lisbon	Zone C
SY	Biomarkers as possible surrogates in heart failure <i>Bench to bedside</i>	11:00	12:30	Stockholm	Zone B1
SY	Graft arteriosclerosis: new insights - <i>Bench to bedside</i>	11:00	12:30	Berne	Zone C
SY	Progress in cardiac and vascular tissue engineering <i>State of the Art</i>	11:00	12:30	Lisbon	Zone C
MS	Stem cells: what the clinician should know - <i>Bench to bedside</i>	11:00	12:30	Rome	Zone C

Basic Science Track: Translating Basic Science into Clinical Practice

Sunday, 31 August 2008

		START	END	ROOM	ZONE
SY	Use and abuse of biomarkers in acute coronary syndromes - <i>Basic Science Track</i>	8:30	10:00	Belgrade	Zone A3
SY	Regenerative therapy in heart failure: a bridge too far? <i>Basic Science Track</i>	14:00	15:30	Paris	Zone B1
CL	Inflammatory vascular disease - <i>Basic Science Track</i>	16:30	18:00	Ankara	Zone B3

Monday, 1 September 2008

SY	High-density lipoprotein and vascular health in the light of new trials (ESC and EAS) - <i>Basic Science Track</i>	8:30	10:00	Bucharest	Zone A4
SY	Novel approaches to individualised diagnosis and treatment of heart failure - <i>Basic Science Track</i>	8:30	10:00	Paris	Zone B1
CL	Quantitative positron emission tomography imaging from micro- to macrovascular abnormalities - <i>Basic Science Track</i>	8:30	10:00	Tel Aviv	Zone B1
SY	Platelet function and targets - <i>Basic Science Track</i>	16:30	18:00	Belgrade	Zone A3
CL	Physical exercise: is it all about nitric oxide? <i>Basic Science Track</i>	16:30	18:00	Vienna	Zone A4
SY	Autoantibody in dilated cardiomyopathy: bystander or biomarker? - <i>Basic Science Track</i>	16:30	18:00	Paris	Zone B1
SY	Analysis of molecular data - a new challenge in cardiology - <i>Basic Science Track</i>	16:30	18:00	Berne	Zone C

Tuesday, 2 September 2008

SY	Ultrasound-directed gene and drug therapy <i>Basic Science Track</i>	11:00	12:30	Tel Aviv	Zone B1
----	---	-------	-------	----------	---------

SATELLITE SYMPOSIA AND WORKSHOPS

Cooperation between clinicians, researchers and the pharmaceutical and technical industries has significantly contributed to a better understanding and management of patients with cardiovascular diseases. This is reflected in a series of Satellite Symposia and Workshop Sessions organised by the following list of companies. The final programme of each session will appear on the ESC Web Site in April 2008.

Satellite Symposia:

Abbott Vascular International
Actelion Pharmaceuticals Ltd
AOP Orphan Pharmaceuticals AG
AstraZeneca
Bayer Schering Pharma
Biosite & Inverness Medical
Boehringer Ingelheim
Boston Scientific
Bristol-Myers Squibb
Cardiome Pharma Corp
Cordis, a Johnson & Johnson Company
CV Therapeutics Europe
Daiichi Sankyo Europe GmbH
Eli Lilly and Company
GE Healthcare

GlaxoSmithKline Europe
Medtronic
Menarini International
Merck Serono, a division of Merck KGaA
Merck Sharp & Dohme
Merck Sharp & Dohme / Schering-Plough
Miltenyi Biotec GmbH
Novartis Pharma AG
Otsuka Pharmaceuticals Europe
Pfizer Inc
Philips Healthcare
Recordati, Berlin-Chemie/Menarini Group
Roche Diagnostics GmbH
sanofi-aventis
Schering-Plough Pharmaceuticals
Servier

Siemens AG Healthcare
Solvay Pharmaceuticals GmbH
Takeda Pharmaceutical Company Limited
Toshiba Medical Systems Europe BV


Workshop Sessions:

Biotronik GmbH & Co KG
Boston Scientific
Corevalve
Encysive Pharmaceuticals
GE Healthcare
Genzyme Therapeutics
Medtronic
Radi Medical Systems AB
Respironics International

Satellite Symposia

Workshop Sessions

Support from our industry partners allows for a rich and diverse congress experience, providing the delegate with news and updates on the latest market developments in the form of scientific exchange, a commercial exhibition and congress sponsorship.



Sponsors Exhibitors

SPONSORS

The following is the list of companies who have generously provided their support to the ESC Congress 2008 in the form of sponsorship and promotional activity.

Actelion Pharmaceuticals Ltd	Novartis Pharma AG
Bayer Schering Pharma	Otsuka Pharmaceutical Europe Ltd
Boehringer Ingelheim	Pfizer Inc
Cardiome Pharma Corporation	Philips Healthcare
Cordis, Johnson & Johnson	Servier
CV Therapeutics Europe	sanofi-aventis
Daiichi Sankyo Europe GmbH	Siemens AG Healthcare
Edwards Lifesciences	

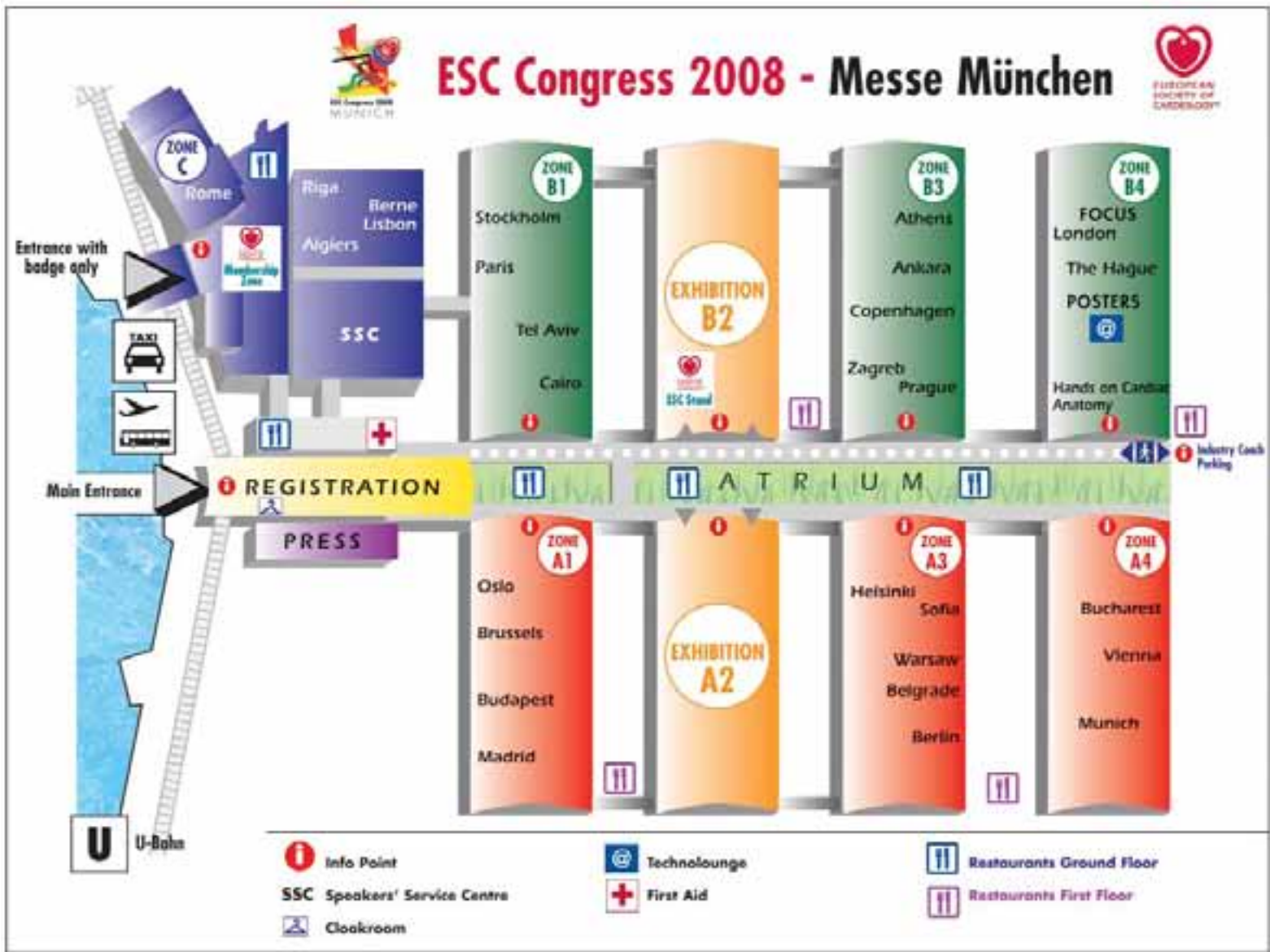
EXHIBITORS

The ESC gratefully acknowledges the valuable contribution of the following organisations to the exhibition area at the ESC Congress 2008. Some 200 exhibitors are expected to showcase their latest products and technologies at the event.

AstraZeneca	GE Healthcare	Philips Healthcare
Bayer Schering Pharma	GlaxoSmithKline	sanofi-aventis
Boehringer Ingelheim	Medtronic	Servier
Boston Scientific	Merck KGaA	Siemens AG Healthcare
Bristol-Myers Squibb	Merck Sharp & Dohme	Solvay Pharmaceuticals GmbH
Cordis, Johnson & Johnson	Merck Sharp & Dohme/Schering Plough	Takeda Pharmaceutical Company Limited
Daiichi Sankyo Europe GmbH	Novartis Pharma AG	
Daiichi Sankyo Europe GmbH/Lilly Critical Care	Pfizer Inc	

Valid as of going to press, to access updates of new sponsors and exhibitors, please consult the ESC Web Site, www.escardio.org

To discover the wide variety of scientific, educational and promotional opportunities available at the ESC Congress 2008, please contact us at sponsorship@escardio.org



Zone A1	Brussels Budapest Madrid Oslo
Zone A3	Belgrade Berlin Helsinki Sofia Warsaw
Zone A4	Bucharest Munich Vienna
Zone B1	Cairo Paris Stockholm Tel Aviv
Zone B3	Athens Ankara Copenhagen Prague Zagreb
Zone B4	Hands on Cardiac Anatomy London The Hague
Zone C	Algiers Bern Lisbon Riga Rome

The building is accessible to disabled persons.

Messe München GmbH - Messengelände - D-81823 Munich - Germany
Tel.: +49 (89) 949-207-20 - Website: www.icm-muenchen.de



Transport



How to get to the Messe München (Congress Venue)

Using public transportation

The Messe München is about 20 minutes from the city centre by subway.

The U2 subway runs from 5:30 to 24:00. It goes straight to the Messe München ("Messestadt West" station.)

During peak periods, the U2 runs at 5-minute intervals.

Tickets for public transportation can be purchased from ticket machines and at ticket counters at subway station.

Congress Public Transport Tickets

Public Transport tickets at a special Congress rate will be for sale at the Congress Centre Messe München as from Friday 29 August 2008.

Companies can pre-order transport tickets (minimum order 10 tickets for 5 days) by sending a request to transportticket@escardio.org
Price: Season tickets for 5 days: € 20 (7% VAT included).

These tickets are valid on all public transport within the shaded area opposite, excluding the Airport. You can download the map of the entire public transport network on the ESC Web Site.

By Shuttle Bus

Shuttle buses provide service between the airport and the Messe München. Buses depart every 30 minutes and travel non-stop to the Congress Centre.

The trip takes approximately 45 minutes. Unless otherwise posted, tickets cost € 7.00 one-way and €12.00 round trip.

By Taxi

Taking one of Munich's 3,500 taxis is a convenient way to travel from the airport to the Messe München and back. The one-way trip takes approximately 35 minutes, depending on traffic. Messe München and the Munich taxi-owners' association have agreed to a fixed rate of € 51. This offer applies only to the most direct route between the airport and the Messe München in kilometers.





General information

*Participating airlines for this event



Official Airline Network

Star Alliance™ Members are pleased to be appointed as the Official Airline Network for the ESC Congress 2008. The participating Star Alliance Members* are pleased to offer eligible pre-registered delegates and one accompanying person special convention discounts between 10% and 20% off applicable published Business or Economy class fares, excluding website/internet fares, senior and youth fares, group fares, agency discount and Round the World fares.

All rules of the published fare must be adhered to. To obtain the Star Alliance™ Conventions Plus discount, please contact your local Star Alliance Member quote the following **Event Code OS04A01** and submit proof of attending the Event. When making your travel plans please ensure that the Event Code is listed on your ticket. For further information about Star Alliance Members please visit: www.staralliance.com/conventionsplus

Language

The official language of the Congress is English. Unless specified in the title, all lectures and presentations will be held in English only. No translation is provided. The official language in Munich is German but English is widely spoken.

Programme on the go



Session details will be made available onsite for your mobile phone and other handheld devices.

Supported exclusively by Otsuka Pharmaceutical Europe Ltd in the form of an unrestricted Educational Grant.  Otsuka

Official Agent for Italian Companies

OIC S.r.l. has been appointed to coordinate and assist pharmaceutical companies in organising the participation of Italian Physicians, Scientists, and other healthcare professionals.

OIC S.r.l. is the sole Italian agency appointed to collect and handle the documentation requested by the Italian Health Ministry.

The contact information:

OIC S.r.l.

Att: Mrs. Gabriella De Feo

Via Matteotti, 7

50121 Florence - Italy

Tel: +39 05 550 351

Fax: +39 05 5570 227 or 05 5500 1912 - E-mail: g.defeo@oic.it

Restaurant & Bars

There are many restaurants and snack bars throughout the building. For restaurants in Munich, you can find recommendations and book a table through the following website: www.messerrestaurantfuehrer.de

Technolounge

Without leaving the Congress Centre, you will find the perfect place to work, chat or simply relax. In addition to a quiet and comfortable atmosphere, this fully equipped business style lounge offers internet corners with online Scientific Programme access, PC work stations and printers. The technolounge is located in Zone B4.

Supported exclusively by Servier in the form of an unrestricted Educational Grant. 



Registration

Registration Fees

Fees apply only upon receipt of registration and payment before the respective deadlines.

Registration fees in Euro (19% VAT included)	Up to 31.05.2008	From 01.06.2008 to 31.07.2008	On-Site
Fee types	Early Fee	Late Fee	On-Site Fee
1 - Standard	€ 530	€ 700	€ 780
2 - Fellow & Nurse Fellow ESC	<i>included in the Fellowship fee 2008</i>		
3 - Nurse and Medical Technician* (Please enclose an official letter signed by your director confirming your status)	€ 265	€ 350	€ 400
4 - Emeritus Fellow ESC	€ 260	€ 260	€ 260
5 - Accompanying person (one only)	€ 75	€ 75	€ 75

Day Tickets

One day ticket in Euro (19% VAT included)	Up to 31.05.08	From 01.06.08 to 31.07.08	On-Site
Fee types	Early Fee	Late Fee	On-site Fee
Saturday 30 August	€ 180	€ 210	€ 245
Sunday 31 Aug. – Monday 1 or Tuesday 2 Sept.	€ 350	€ 420	€ 500
Wednesday 3 September	€ 180	€ 210	€ 245

Accommodation, lunches, coffee breaks and transport are NOT included in the above prices.

Fee includes:

Fee types 1 to 4 and Day Tickets include:

- Access to all scientific sessions.
- Access to the exhibition, ETSA and Technolounge.
- Admission to the official opening ceremony & reception.
- One copy of the Final Programme + abstract CD-Rom.

— 2009 subscription to the European Heart Journal or Cardiovascular Research (Does not apply to fees 2, 5 and day tickets).

Fee type 5

- Admission to the official opening ceremony & reception.
- Access to the exhibition, excluding access to the scientific sessions.

General Registration information

Full conditions can be found in the registration section of the Web Site www.escardio.org/esc-congress and on the registration form.

• Individual registration

We recommend that participants register via My ESC on myesc.escardio.org

Registrations will be acknowledged by email upon receipt of payment and a valid personal address.

• Group Registration

Only group registrations submitted on myesc.escardio.org will be taken into consideration. Contact us at groups@escardio.org

Registration Deadlines

31 May 2008: deadline for Early Fee.

31 July 2008: deadline for Pre-registration.

After 31 July 2008: Register on-site in Munich.

Invitation letter

A customised invitation letter for visa purposes may be downloaded from the Web Site myesc.escardio.org

This document is intended to help potential delegates raise travel funds or obtain a visa.

Please note, however, that it is not a commitment on the ESC's behalf to provide any financial support.

German Visa Requirements

Most participants will not require a visa to come to the ESC Congress 2008.

We nevertheless strongly urge you to consult the "visa information" on the ESC Web Site in the Registration section. Here you will find out whether or not you do require a Visa.

We advise you to make those inquiries immediately: application processes tend to take a long time.

Press Registration

Registration is possible via myesc.escardio.org

Please note that you must submit your Press ID or appropriate letter of assignment by email, fax or surface mail. Industry officials and their communications agents are not eligible for press registration.

Contact: press@escardio.org

Hotel Accommodation

Requests for accommodation are handled on a "first come – first served" basis. We highly recommend participants to send their request well in advance due to the limited number of rooms available.

Group Bookings (+10 rooms)

Please send your request by e-mail to escgroup-hotels@escardio.org or by fax to +33 (0)4 92 94 76 16.

Individual Booking Procedure

Hotel reservation requests can only be made online through myesc.escardio.org

List of the main available hotels

An indicative list of Hotels, constantly updated can be found on the ESC Web Site, www.escardio.org/esc-congress

This list only shows some of the hotels available in Munich. Not all the hotels for individual booking are mentioned. The list will be updated regularly as soon as availability changes.

Payment and General Conditions

All hotel prices are quoted in Euro and include 19% VAT and breakfast. Payment and general conditions can be found in the hotel section on the Web Site www.escardio.org/esc-congress and on the hotel booking form.



Social Events

OPENING CEREMONY

Saturday 30 August 2008,
16:30-20:00

The official inauguration will take place at the Messe München in room Munich (Zone A4).

The ceremony will be followed by a reception in the exhibition halls:

Opening Ceremony 16:30 - 18:00

Opening Reception 18:00 - 20:00

Free access for registered participants and accompanying persons with congress badges (limited number of seats)

C O N C E R T

Sunday 31 August 2008

The concert will start at 20:00 and will be held in the famous Residenz München Palace in room "Herculesaal".

The programme can be found on the Web Site www.escardio.org/esc-congress

Tickets: Cat. 1: € 72 - Cat. 2: € 60
(rates include VAT)

Seating is limited. Advance booking is highly recommended.

Please use the registration form for advance booking.



Meet the ESC

The European Society of Cardiology offers you a multitude of different services and activities, not only during this Congress, but all year. Use this opportunity to meet us:

On the new ESC Stand (Zone B2):

Discover our new Stand, with its central information desk, product shop and interactive area. Find information on the ESC and Associations' activities, products, events, publications and courses. Purchase the latest educational products or souvenirs. Come to the ESC Stand to check if you are entitled to a **complementary subscription** to the European Heart Journal or the European Journal on Cardiovascular Research. Get a demonstration on the latest online learning tools, check your details and journal delivery address or sign up directly for one of our subspecialty groups in our interactive area.

In the Membership (Zone C):

If you are a Member of the ESC or one of its communities, do not miss the opportunity to come to the Membership Zone. You are entitled to a **free set of ESC Pocket Guidelines**, which you can pick up near the central Membership Stand. Here you can ask any questions regarding your membership of the ESC, the Associations, Working Groups or Councils. Or meet up with your peers at the dedicated table of your community.

If you are not a member yet, our staff on the Membership Stand will be pleased to assist you in selecting the right ESC community for you, answer your questions and even help you making an online application directly.

Activities for ESC Members

As a Member you might be interested in the following meetings:

■ ESC General Assembly - Tuesday 2 September

Meet the different Communities and the ESC Board - includes the attribution of the ESC Fellowship and of other awards.

■ European Forum on CVD Prevention - Saturday 30 August

Annual forum gathering prevention experts, partner organisations and national coordinators; learn about experiences and strategies for CVD prevention.

■ ESC Associations - Monday 1 September

Meet one of the five Associations of the ESC by attending their General Assembly to get the latest news on their activities and meet their Boards and other Members in your field.

■ Working Groups - Monday 1 September

Meet one of the 19 ESC Working Groups at their General Assemblies and find out about their scientific activities. Use this opportunity to find out more or, exchange knowledge.

■ Councils - Monday 1 September

Interested in Basic Science? Meet the young generation of basic scientists at the Poster Reception of the Council on Basic Cardiovascular Science.

If you are a cardiologist in private practice, the Council for Cardiology Practice will have information for you at the Take Home Message Session for Practitioners.

Nursing professionals are welcome to meet the Council on Cardiovascular Nursing and Allied Professions at its General Assembly.


Exact dates and locations will be announced in due time on www.escardio.org and in the Final Programme.

Exclusive Advantages for ESC Fellows (FESC)

As a Fellow of the ESC (FESC) you have the following exclusive advantages at the Congress:

- Exclusive FESC registration and FESC Congress Bag for fast track access,
- Fellows Lounge (in Zone C) fully equipped with work facilities, internet connections, printers, catering and more, to help you networking with your peers, or simply to relax between your talks.

Come to the Membership Stand if you have any questions regarding your Fellowship or if you would like to join this prestigious community.



Excursions

HALF-DAY TOURS

1) Munich Orientation Tour



© FVAmuc - picture Jochen Müller

This tour gives you a comprehensive overview of Munich. It crosses Königplatz, and passes the renowned art galleries Lenbachhaus, Old and New Pinakothek. In the ancient part of town you will discover the medieval gates, the well-known Hofbräuhaus and the colourful open air market. € 23/pers.

Munich Orientation Tour 1 :
Sun. 31 August 10.30-12.30
Munich Orientation Tour 2 :
Mon. 1 September 10.00-12.00

2) Walking Tour Through the Old City of Munich



© FVAmuc - picture Christl Reiter

Away from the main streets you will see parts of Munich unfamiliar to even local residents with special attention to details that you cannot see by bus. € 16.50/pers.

Walking Tour 1:
Mon. 1 September 10.30-12.30
Walking Tour 2:
Tue. 2 September 09.30-11.30

3) Visit of Munich and the Nymphenburg Palace



© FVAmuc - picture Wilfried Hölzl

This tour will show you the main highlights of Munich and includes a comprehensive visit of the Nymphenburg Palace. € 37.50/pers.

Nymphenburg Palace Tour 1:
Tue. 2 September 09.00-12.00
Nymphenburg Palace Tour 2:
Wed. 3 September 09.30-12.30

4) Visit of Munich and the Residence Palace



© FVAmuc - picture Fritz Mader

After a panorama-tour of the city, you will discover what has been the seat of the Bavarian rulers until the 20th Century, the Residence Palace. € 37.50/pers.

Residence Palace Tour 1:
Sun. 31 August 10.00-13.00
Residence Palace Tour 2:
Wed. 3 September 09.00-12.00

5) Brewery Tour




© FVAmuc - picture Wilfried Hölzl

After a tour of the city with the theme of breweries, you will discover what makes Munich so famous all over

the world: the Oktoberfest and the beer breweries! € 43/pers.
Brewery Tour:
Tue. 2 September 14.00-18.00

FULL-DAY TOURS

1) Visit of Neuschwanstein Palace




© Bayerische Verwaltung der staatlichen Schlösser

Neuschwanstein, built by Ludwig II in 1884 has become the symbol of the fairytale castles. After a lunch at nearby Hohenschwangau, you will visit the world-famous Wieskirche Church and the village of Oberammergau, famous for its Passion Play, arts and handicrafts. € 109/pers.

Neuschwanstein Palace Tour:
Mon. 1 September 08.00-17.00

2) The Romantic Road and Rothenburg ob der Tauber



© Rothenburg Tourismus Service

After a tour of the city with the theme of breweries, you will discover what makes Munich so famous all over

From the Main Valley to the foot of the Alps, the so-called "Romantic Road" is an idyllic itinerary through the rolling countryside, castles and medieval towns of Bavaria. You will visit Rothenburg, the most perfectly preserved medieval town in Europe. € 85/pers.

The Romantic Road Tour:
Wed. 3 September 08.00-19.00

3) Salzburg



© Tourismus Salzburg

Salzburg is set in the beautiful Alpine region of Austria. Its old town with its world famous baroque architecture has been listed as a UNESCO World Heritage Site since 1997 but the fame of Salzburg is above all due to Mozart who was born there. After a visit of the old town, you will visit the Residence of Salzburg, an extensive complex of baroque buildings built to accommodate the prince archbishops of Salzburg up to the 19th Century.

€ 122/pers.
Salzburg Tour:
Tue. 2 September 08.30-18.30

Concerning the excursions, please contact K.I.T. GmbH
Contact person:
Stephanie Kiewitz
Email: skiewitz@kit-group.org
Tel: +49 (0)30/ 24 60 3-216
Fax: +49 (0)30/ 24 60 3-200

Please check the excursion section of escardio.org/esc-congress for more detailed descriptions of the tours, full conditions and bookings.

Important dates 2008

- 1 May** Deadline Hot Line/ Clinical Trial Update Submission
- 15 May** Deadline Science Hot Line Submission
- Mid-May** Results of Abstract Selection
- 31 May** Early fee registration deadline
- July** Final Programme online
- 31 July** Pre-registration deadline

How to contact us



European Society of Cardiology

2035, Route des Colles
Les Templiers, BP 179
06903 Sophia Antipolis
Cedex France
Tel: +33 (0)4 92 94 76 00
Fax: +33 (0)4 92 94 76 01
email: congress@escardio.org
Web Site: www.escardio.org

Registration

Tel: +33 (0)4 92 94 76 12
Fax: +33 (0)4 92 94 76 10
email: registration@escardio.org

Press Registration and Information

Tel: +33 (0)4 92 94 86 27
Fax: +33 (0)4 92 94 86 69
email: press@escardio.org

Group Registration

Tel: +33 (0)4 92 94 86 63
Fax: +33 (0)4 92 94 76 10
email: groups@escardio.org

Scientific Programme

Tel: +33 (0)4 92 94 76 22
Fax: +33 (0)4 92 94 76 20
email: scientific@escardio.org

Hotels and Social Events

Tel: +33 (0)4 92 94 76 23
Fax: +33 (0)4 92 94 76 16
email: hotels@escardio.org

Exhibition

Tel: +33 (0)4 92 94 86 68
Fax: +33 (0)4 92 94 76 26
email: exhibition@escardio.org

Satellite Symposia

Tel: +33 (0)4 92 94 18 25
Fax: +33 (0)4 92 94 76 20
email: satellite@escardio.org

Sponsorship

Tel: +33 (0)4 92 94 86 78
Fax: +33 (0)4 92 94 76 26
email: sponsorship@escardio.org

Everything you need to know about the ESC Congress 2008 is online

Consult the latest information & prepare your attendance

- General: Venue, Transport, Social Events...
- Scientific: All about the Sessions, Programme...
- Details on exhibition, Satellite Sessions...
- All online procedures using your My ESC Account

www.escardio.org/esc-congress

myesc.escardio.org

My ESC, the central point for all your online procedures:

- Register online, book your Hotel
- Choose your Journal Subscription
- Submit and follow your Abstracts
- Create and print your personal invitation letter



Otsuka - people creating new products for better health worldwide



INDIVIDUALITY: INSPIRATION: INNOVATION

Otsuka is committed to discovering and developing innovative medicines and devices that address unmet medical needs, particularly in our specialist areas of cardiovascular disease, central nervous system and gastro-intestinal.

MAJOR MILESTONES

Research in heart failure is the latest milestone in Otsuka's cardiovascular heritage.

OTSUKA'S UNIQUE CULTURE

Through our unique blend of Japanese and European values, creative spirit and personalised customer service, Otsuka continues to strive for excellence in innovation, to provide medicines of real therapeutic value to patients and healthcare professionals.

OTSUKA SPONSORED "Programme on the go"

Otsuka is proud to be supporting the ESC Congress 2008 **"Programme on the go"** specially designed for use on hand-held devices such as telephones and PDAs.

For more information and to download the programme visit the ESC website: www.escardio.org

Make sure you bring your telephone or PDA to Munich and pick up the very latest guides at the **"Programme on the go"** area in Registration.

www.otsuka-europe.com

Otsuka wishes all delegates a successful congress.



Otsuka Pharmaceutical Europe Ltd., Hunton House, Highbridge Estate, Oxford Road, Uxbridge, Middlesex UB8 3HU United Kingdom

Otsuka - people creating new products for better health worldwide