



**Pres. Number :771004**  
**Session title: Clinical Trial Update III**  
**Discussant**  
**September 3, 2008**



## **The Euro CardioVascular Healthcare Index 2008**



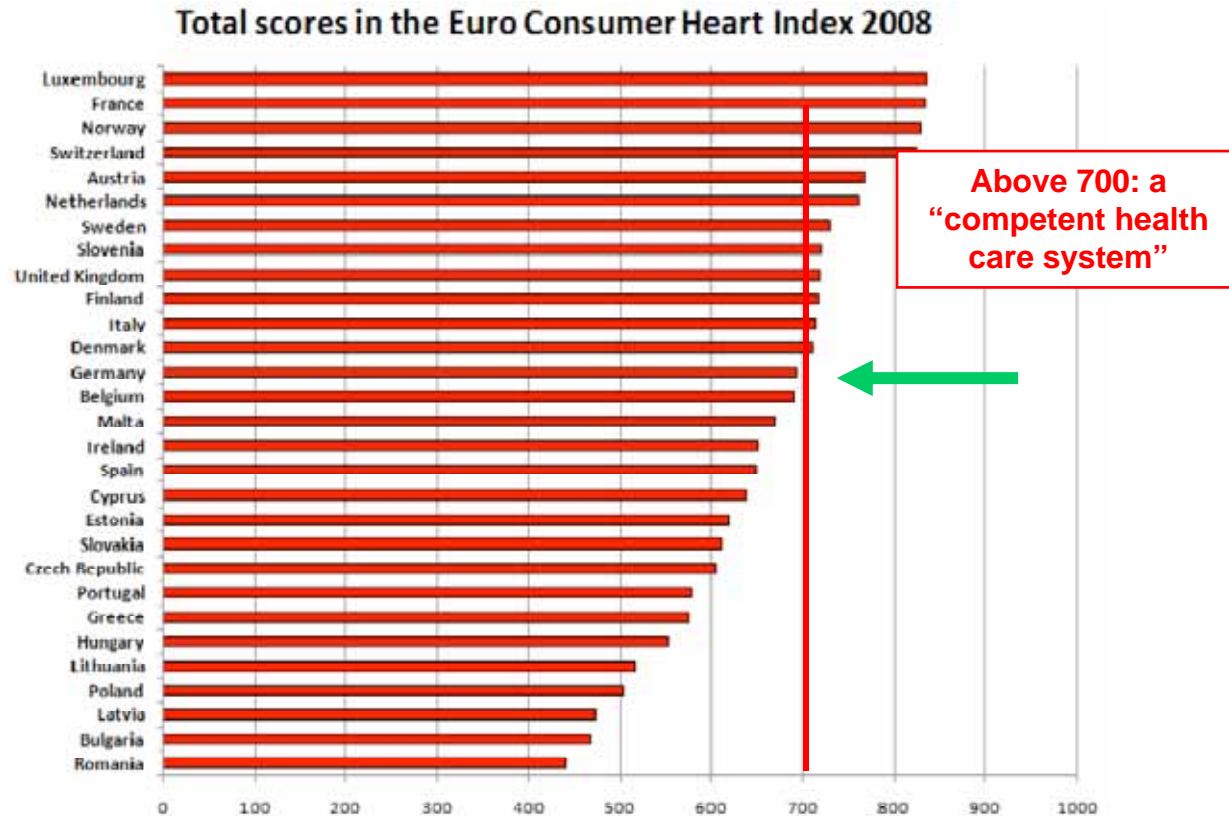
Westfälische  
Wilhelms-Universität  
Münster

**Günter Breithardt, MD, FESC, FACC, FHRS**  
Universitätsklinikum Münster  
Department of Cardiology and Angiology  
Münster / Germany

- **The evaluation of the structure and the processes in health care is receiving increasing attention and recognition in many countries**
- **Comparing data concerning a single type of unit, e.g. of various hospital departments, is already quite difficult since in many instances, the necessary data are simply not available or of poor quality (e.g., since they were collected for other purposes)**
- **The more ambitious is a comparison of quite different health care systems on a continent with major differences in the type of financing and structure**

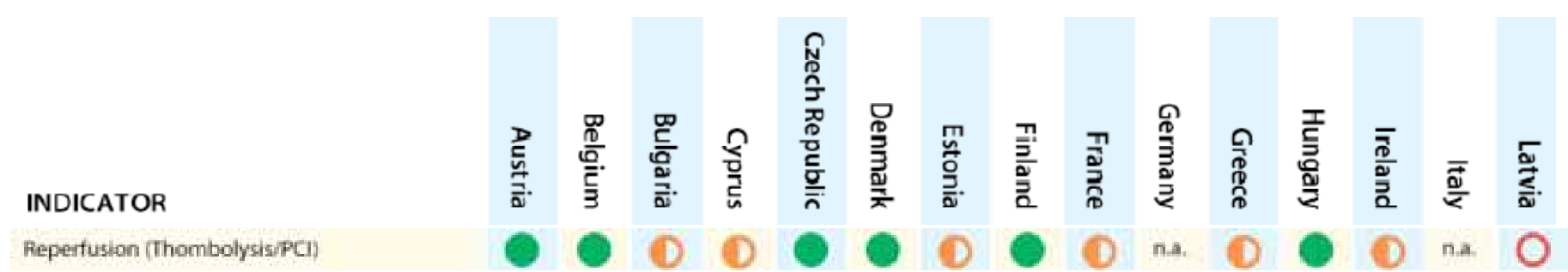
- **This excellent report has yielded important and interesting results**
- **As always, there is still room for improvement**
  - **For instance, for about half of all items presented, no “CUTS” data (Comprehensive Uniform Trustworthy Source, like WHO databases) were available which means that in these instances, a more subjective assessment had to be accepted**

- Due to these weaknesses which the group is well aware of, one might debate the ranking of individual countries



- However, the overall picture is more important as it shows that there still is room and a need for improvement in many countries.

<b>Reperfusion (Thombolysis/PCI)</b>	% of patients admitted for ACS/MI who get PCI/thrombolysis	≥ 60 %	59 - 30 %	< 30 %
--------------------------------------	--	--------	-----------	--------

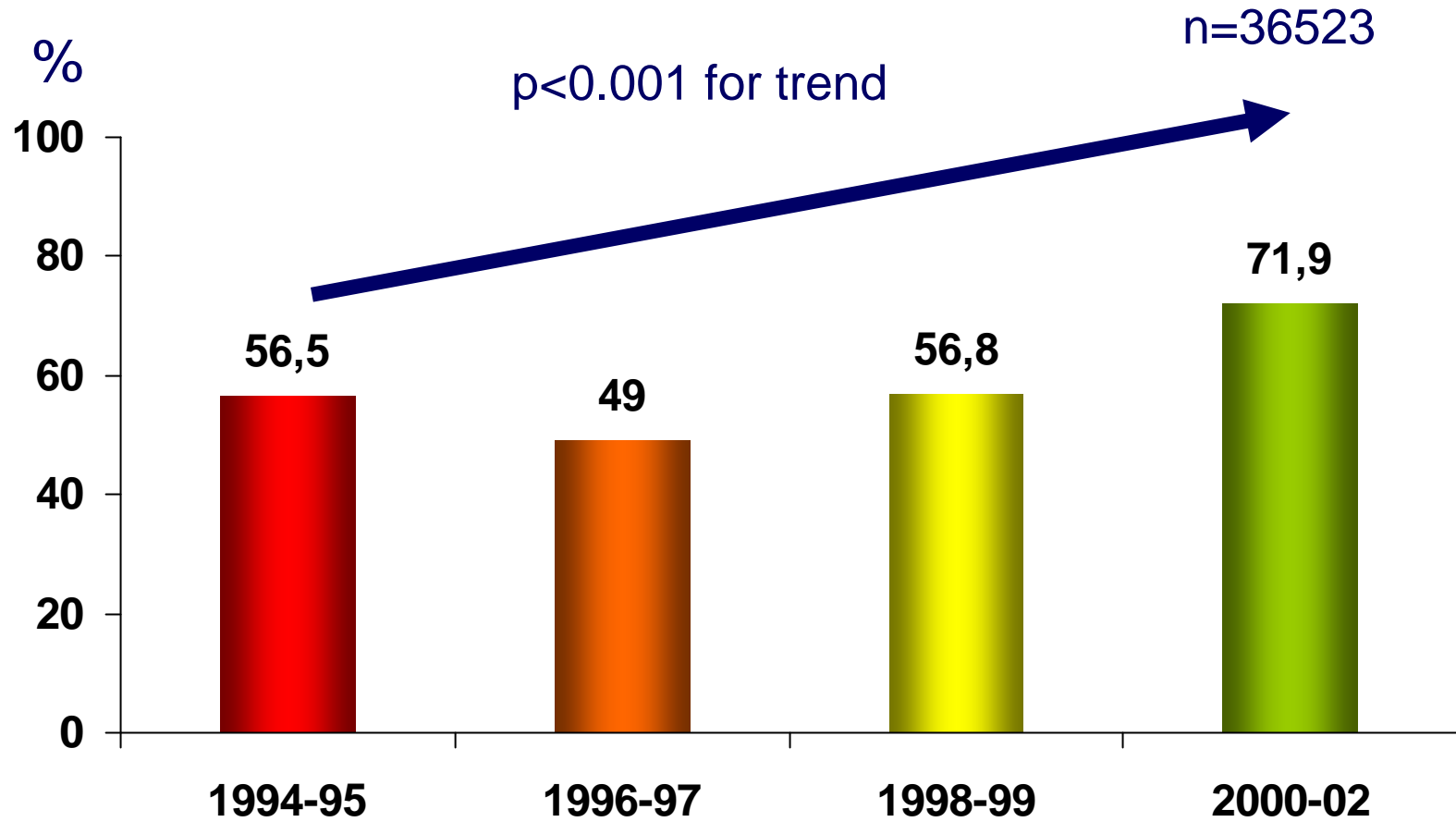


**OPTAMI: Reperfusion in STEMI 2006: 90% (Gitt A, et al.)**



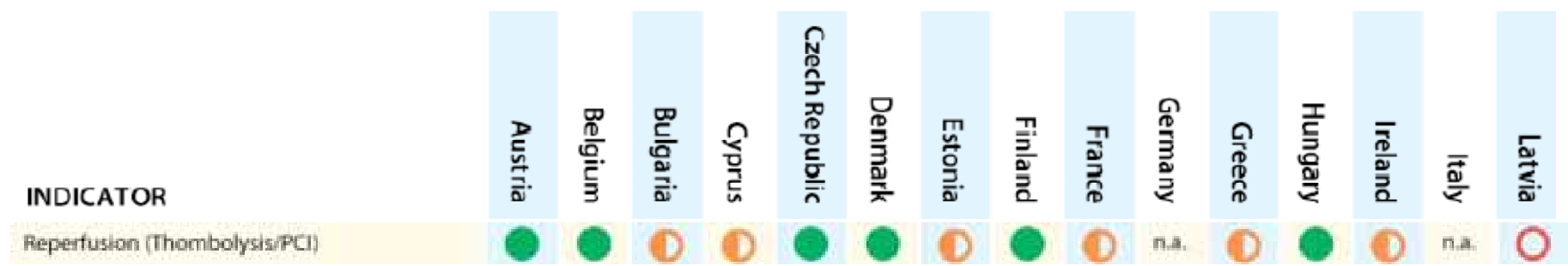
# Reperfusion in STEMI

## - Germany 1994-2002 -





<b>Reperfusion (Thombolysis/PCI)</b>	% of patients admitted for ACS/MI who get PCI/thrombolysis	≥ 60 %	59 - 30 %	< 30 %
--------------------------------------	--	--------	-----------	--------



**OPTAMI: Reperfusion in STEMI 2006: 90% (Gitt A, et al.)**

- **My personal re-ranking of the data for Germany would lead to the following results**

➤ <b>Quality information</b>	<b>1 point &gt; 2 points plus 10,41 points</b>
➤ <b>Right to choose the provider</b>	<b>1 point &gt; 2 points plus 10.41 points</b>
➤ <b>Waiting time for non-acute PCI/CABG</b>	<b>2 points &gt; 3 points plus 10.41 points</b>
➤ <b>Incentives for preventive measures</b>	<b>1 point &gt; 2 points plus 10.41 points</b>
➤ <b>Reperfusion (Thrombolysis / PCI)</b>	<b>1 point &gt; 3 points plus 14.18 points</b>

- **Total sum of additional points** **56**

- **Present TOTAL SCORE** **693**

- **Modified TOTAL SCORE** **plus 56 = 749**

- **... from position 13 to position 6 (between SWE and NL)**



One of the drawbacks obviously was that not all representatives of all countries finally responded when the data were distributed for review. This lack of feedback may have had some influence on the ranking of a given country.



Euro Consumer Heart Index 2008

Country	Responded in forms of feedback on the preliminary score sheet in 2008	Country	Responded in forms of feedback on the preliminary score sheet in 2008
Austria	--	Lithuania	√
Belgium	√	Luxembourg	--
Bulgaria	√	Malta	√
Cyprus	√	Netherlands	√
Czech Republic	--	Norway	--
Denmark	√	Poland	--
Estonia	√	Portugal	--
Finland	--	Romania	--
France	--	Slovakia	√
Germany	--	Slovenia	√
Greece	√	Spain	√
Hungary	--	Sweden	--
Ireland	√	Switzerland	--
Italy	--	United Kingdom	√
Latvia	√		

In addition to these score sheets, feedback was provided in several ways, both written and oral, from all 29 countries except five.

- **Even if not perfect, the Cardiovascular Healthcare Index 2008 is an important step into the right direction**
- **Sometimes, it is better to do something even if not perfect instead of merely discussing what one might do**
- **Overall, the organizers and the contributors should be congratulated to have accomplished this huge task which, hopefully, will not remain a single event and should receive long-term support by all**

- **This endeavor should be taken more seriously by those who are asked for advice on data and on ranking**
- **We need more reliable data on the performance of our health care systems**
- **This report is a strong message to all responsible actors in the European health care systems**
- **It holds the mirror up to all of us involved**