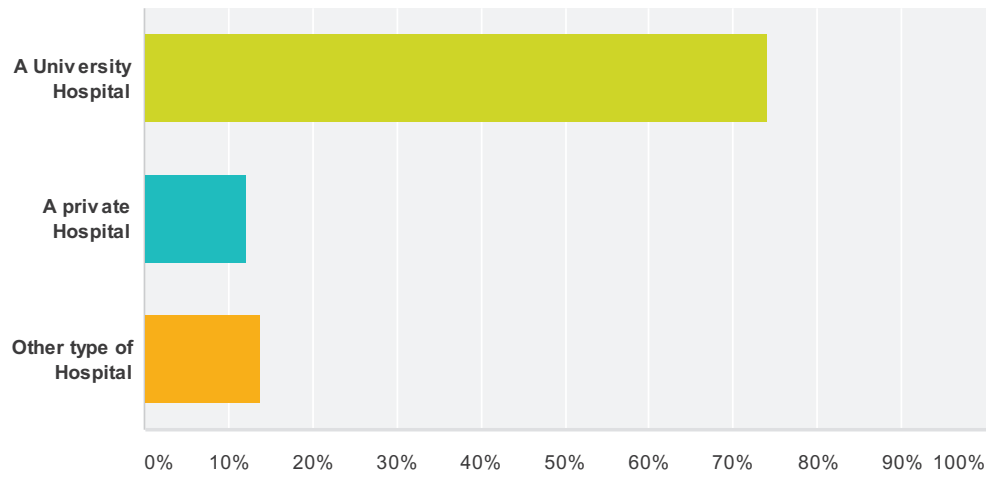


Q1 Is your Institution

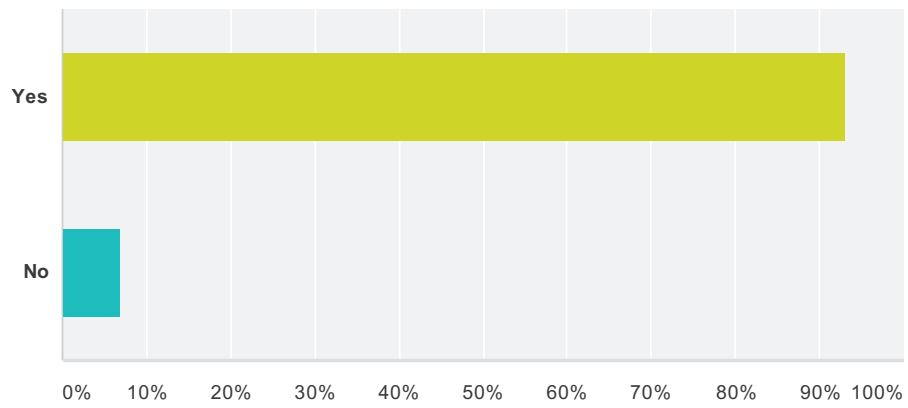
Répondues : 58 Ignorées : 1



| Choix de réponses | Réponses |
|------------------------|-----------|
| A University Hospital | 74,14% 43 |
| A private Hospital | 12,07% 7 |
| Other type of Hospital | 13,79% 8 |
| Total | 58 |

Q2 Would you be comfortable if we acknowledge your center in the Europace Journal and on the Website?

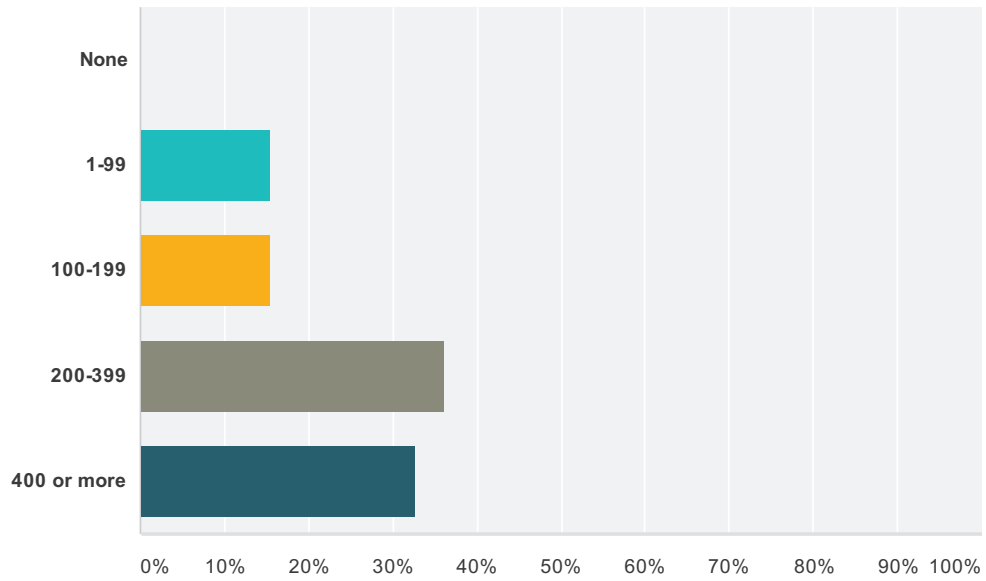
Répondues : 58 Ignorées : 1



| Choix de réponses | Réponses | |
|-------------------|----------|-----------|
| Yes | 93,10% | 54 |
| No | 6,90% | 4 |
| Total | | 58 |

Q4 Total Number of catheter ablations (all types of arrhythmia) at your institution last calendar year:

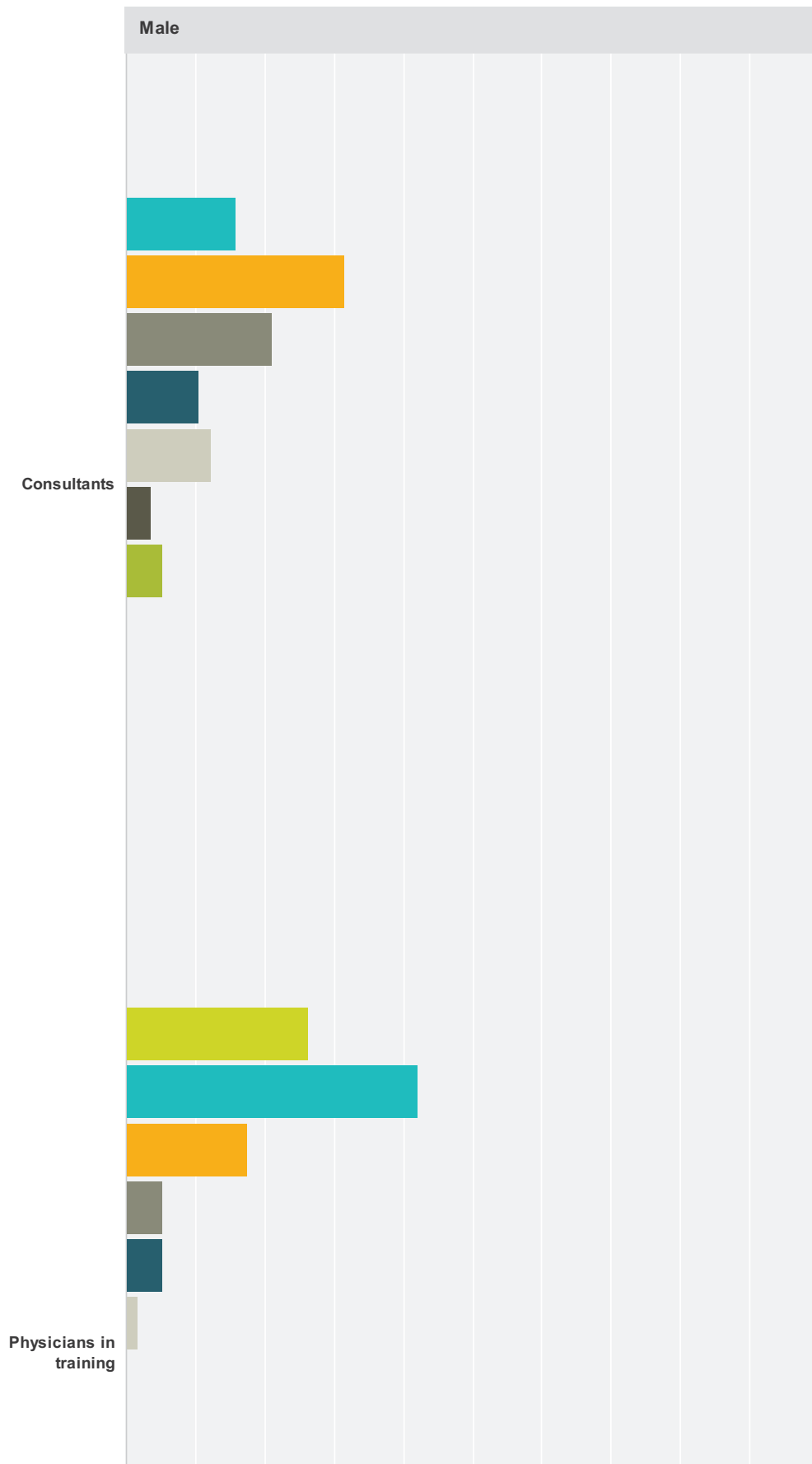
Répondues : 58 Ignorées : 1



| Choix de réponses | Réponses |
|---|-----------|
| None | 0,00% 0 |
| 1-99 | 15,52% 9 |
| 100-199 | 15,52% 9 |
| 200-399 | 36,21% 21 |
| 400 or more | 32,76% 19 |
| Nombre total de personnes interrogées : 58 | |

Q5 Staffing of EP department/section: What is the balance between males/females?

Répondues : 57 Ignorées : 2

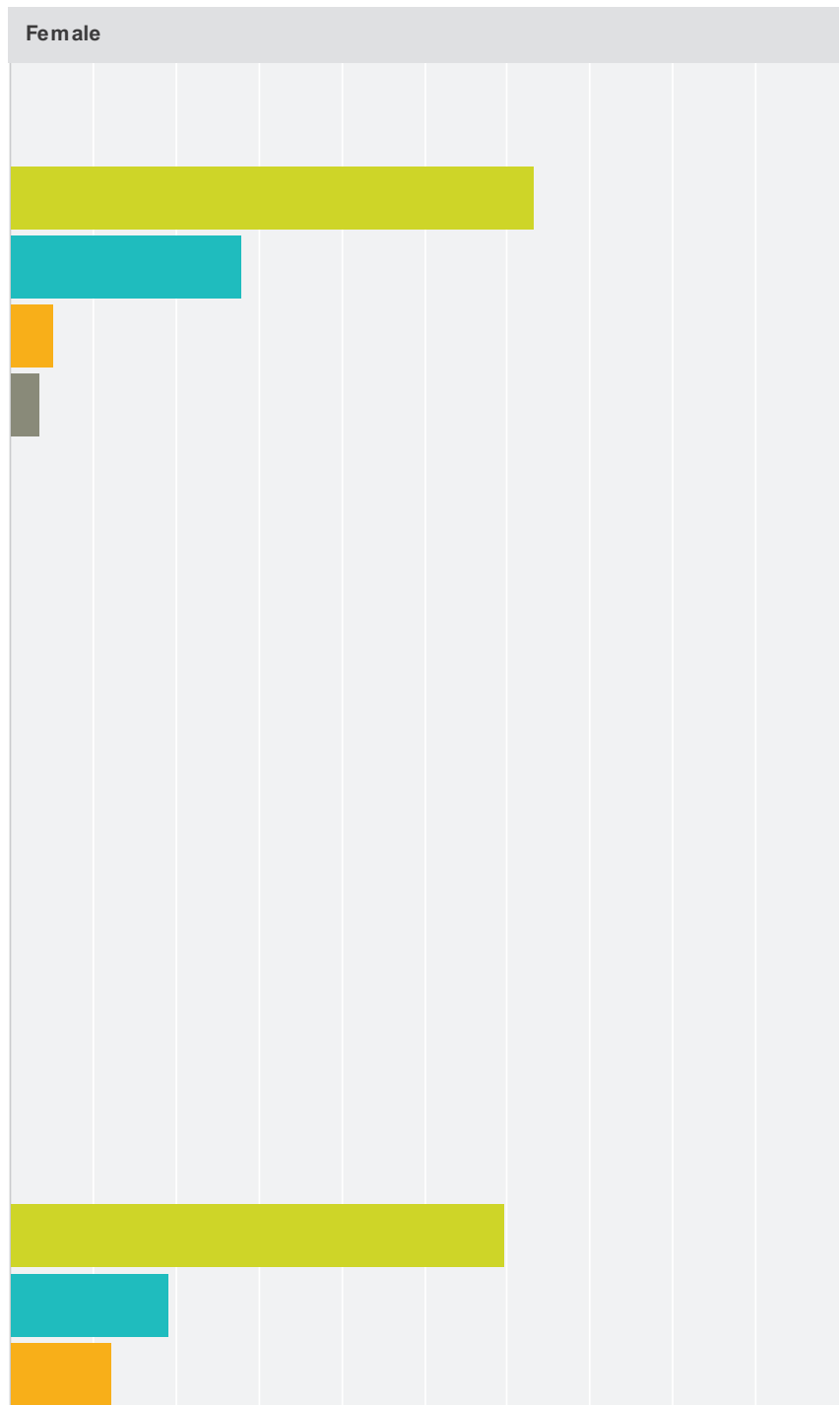


EP WIRE on Electrophysiological and catheter ablation procedures in Europe:Personnel,



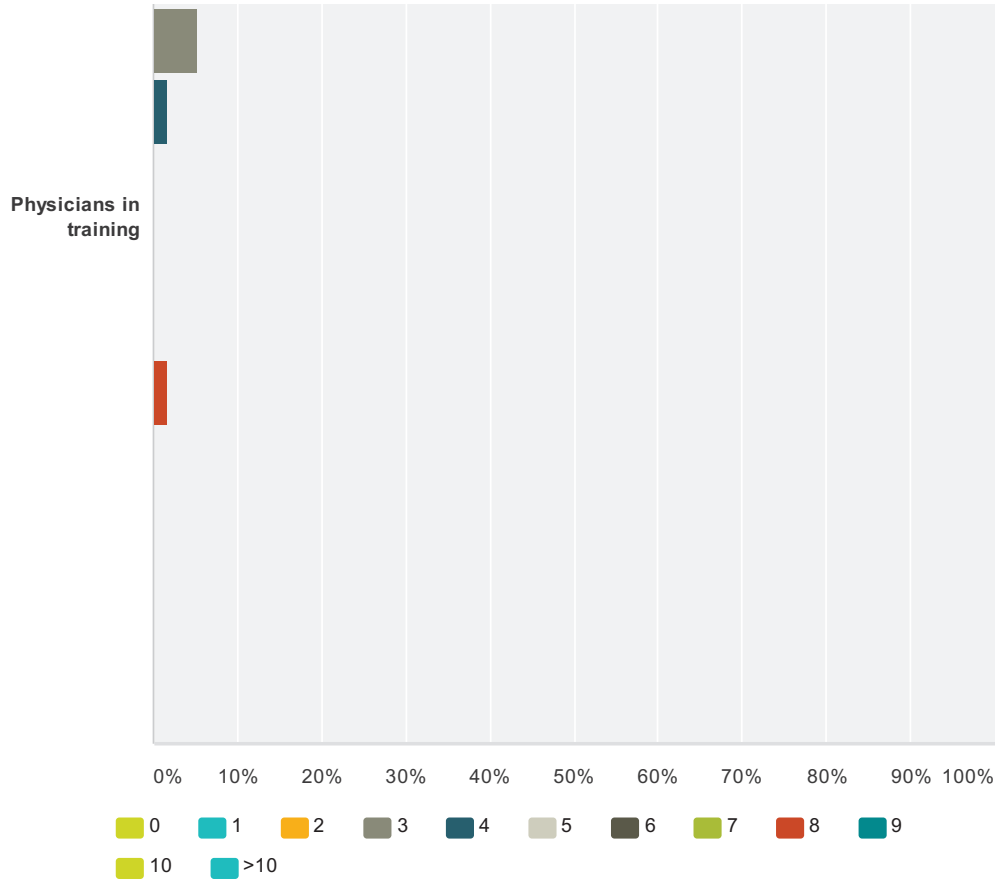
0% 10% 20% 30% 40% 50% 60% 70% 80% 90% 100%

- 0
- 1
- 2
- 3
- 4
- 5
- 6
- 7
- 8
- 9
- 10
- >10



Consultants

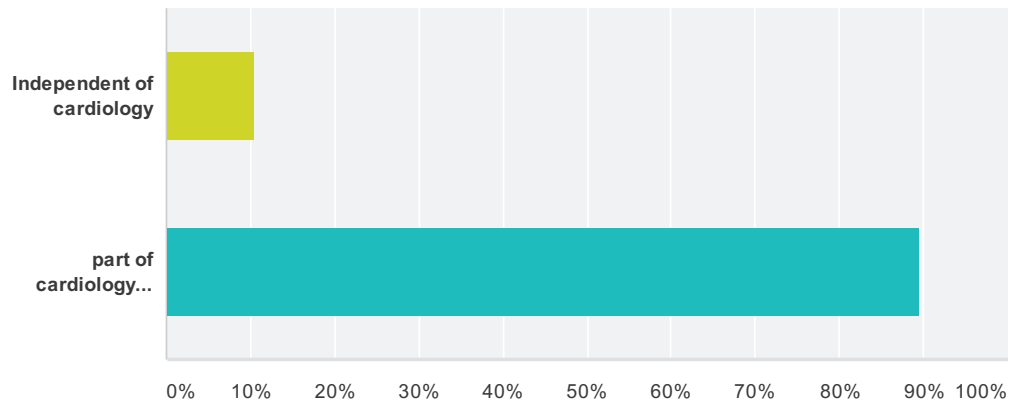
EP WIRE on Electrophysiological and catheter ablation procedures in Europe: Personnel,



| Male | | | | | | | | | | | | | |
|------------------------|--------------|--------------|--------------|--------------|-------------|-------------|------------|------------|------------|------------|------------|------------|-------|
| | 0 | 1 | 2 | 3 | 4 | 5 | 6 | 7 | 8 | 9 | 10 | >10 | Total |
| Consultants | 0,00% 0 | 15,79% 9 | 31,58% 18 | 21,05% 12 | 10,53% 6 | 12,28% 7 | 3,51% 2 | 5,26% 3 | 0,00% 0 | 0,00% 0 | 0,00% 0 | 0,00% 0 | 57 |
| Physicians in training | 26,32% 15 | 42,11% 24 | 17,54% 10 | 5,26% 3 | 5,26% 3 | 1,75% 1 | 0,00% 0 | 0,00% 0 | 0,00% 0 | 0,00% 0 | 0,00% 0 | 1,75% 1 | 57 |
| Female | | | | | | | | | | | | | |
| | 0 | 1 | 2 | 3 | 4 | 5 | 6 | 7 | 8 | 9 | 10 | >10 | Total |
| Consultants | 63,16% 36 | 28,07% 16 | 5,26% 3 | 3,51% 2 | 0,00% 0 | 0,00% 0 | 0,00% 0 | 0,00% 0 | 0,00% 0 | 0,00% 0 | 0,00% 0 | 0,00% 0 | 57 |
| Physicians in training | 59,65% 34 | 19,30% 11 | 12,28% 7 | 5,26% 3 | 1,75% 1 | 0,00% 0 | 0,00% 0 | 0,00% 0 | 1,75% 1 | 0,00% 0 | 0,00% 0 | 0,00% 0 | 57 |

Q6 What is the structure of the EP department in your hospital ?

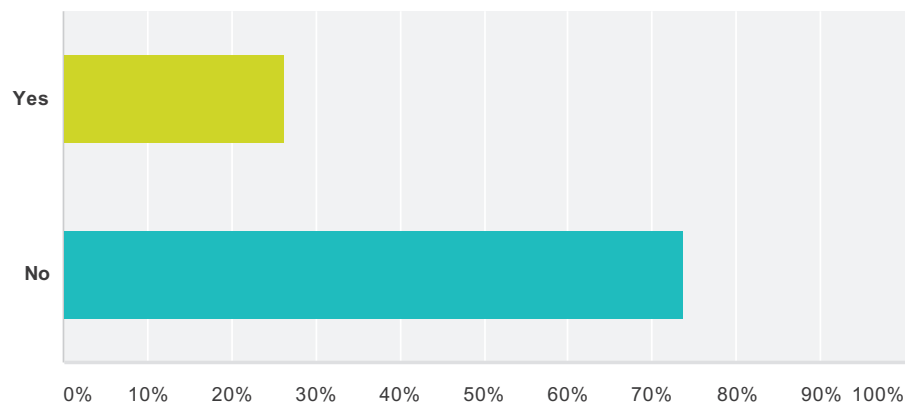
Répondues : 57 Ignorées : 2



| Choix de réponses | Réponses | |
|-------------------------------|----------|-----------|
| Independent of cardiology | 10,53% | 6 |
| part of cardiology department | 89,47% | 51 |
| Total | | 57 |

Q7 Is the head of cardiology a heart rhythm specialist?

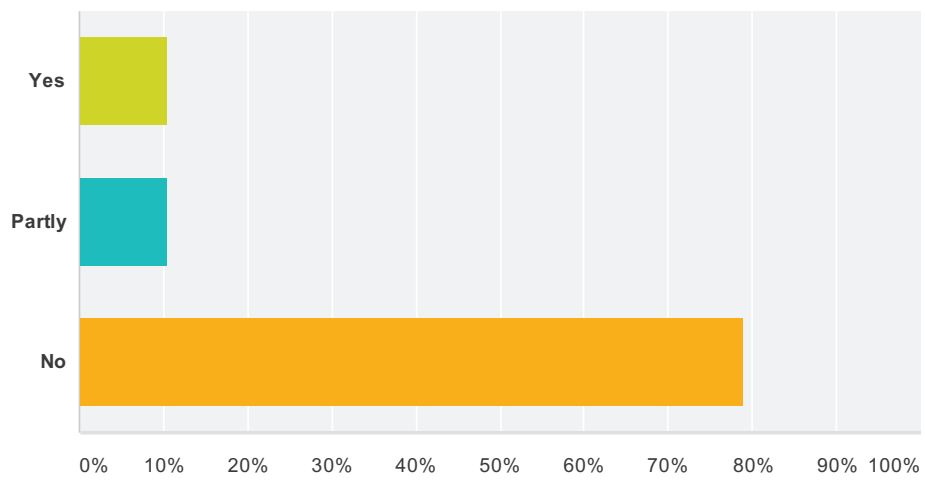
Répondues : 57 Ignorées : 2



| Choix de réponses | Réponses | |
|-------------------|----------|-----------|
| Yes | 26,32% | 15 |
| No | 73,68% | 42 |
| Total | | 57 |

Q8 Does heart rhythm specialists perform PCI as well?

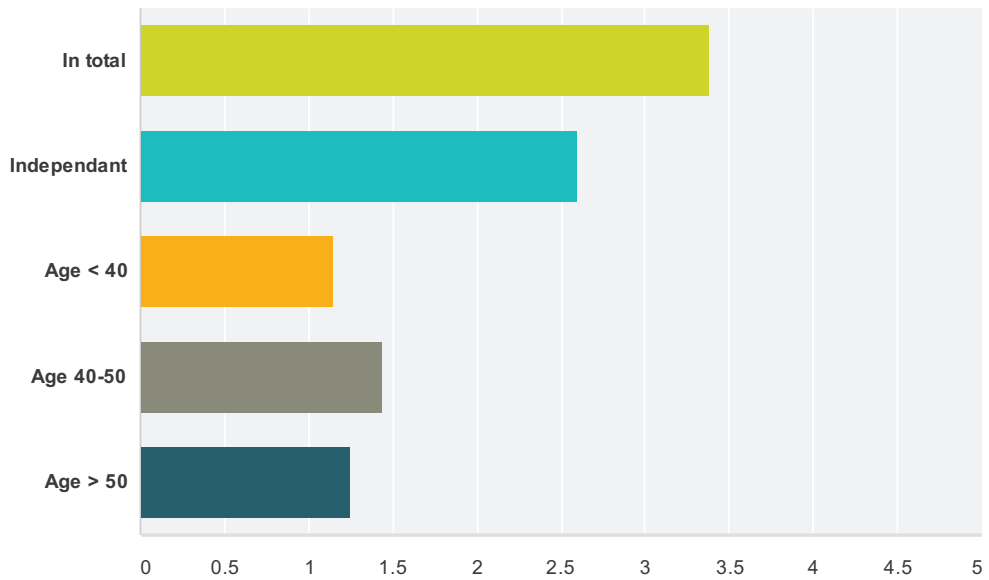
Répondues : 57 Ignorées : 2



| Choix de réponses | Réponses | |
|-------------------|----------|-----------|
| Yes | 10,53% | 6 |
| Partly | 10,53% | 6 |
| No | 78,95% | 45 |
| Total | | 57 |

Q9 How many male physicians are performing ablations ?

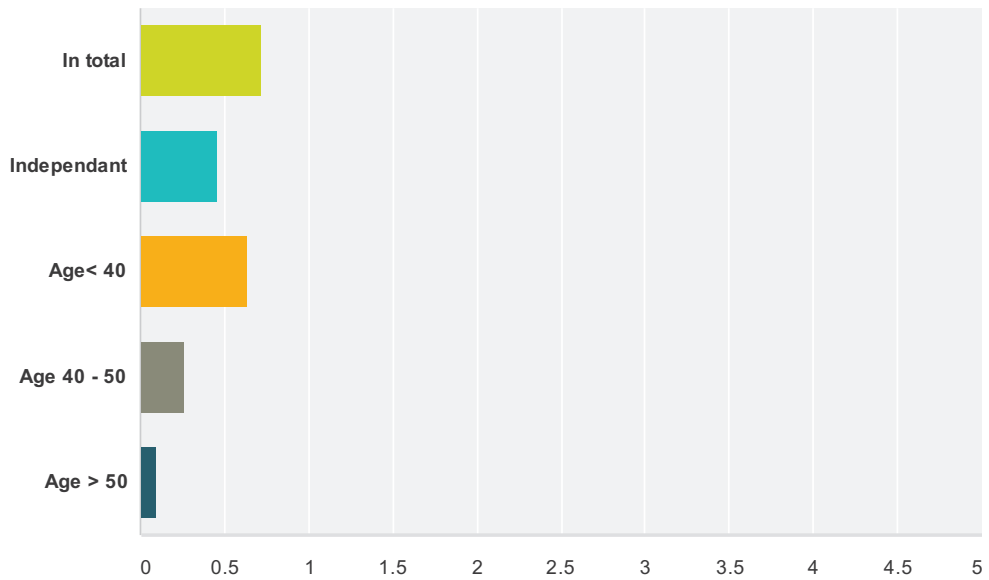
Répondues : 57 Ignorées : 2



| Choix de réponses | Moyenne | Total | Réponses |
|---|---------|-------|----------|
| In total | 3 | 193 | 57 |
| Independant | 3 | 125 | 48 |
| Age < 40 | 1 | 54 | 47 |
| Age 40-50 | 1 | 75 | 52 |
| Age > 50 | 1 | 59 | 47 |
| Nombre total de personnes interrogées : 57 | | | |

Q10 How many female physicians are performing ablations ?

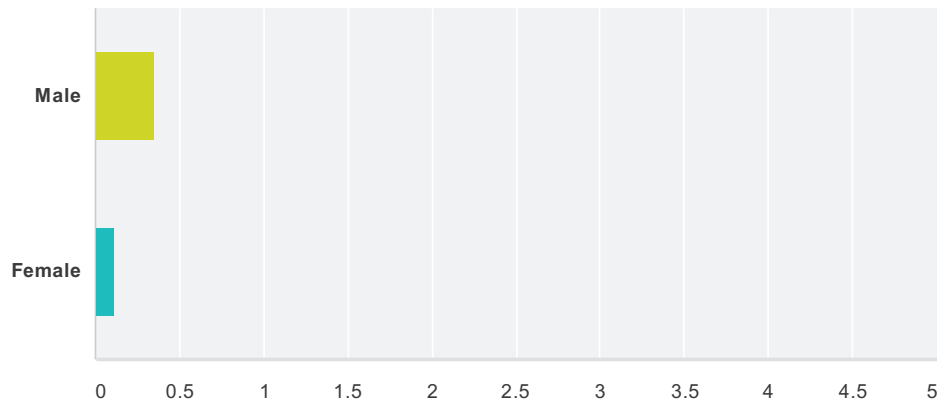
Répondues : 57 Ignorées : 2



| Choix de réponses | Moyenne | Total | Réponses |
|---|---------|-------|----------|
| In total | 1 | 41 | 57 |
| Independant | 0 | 18 | 39 |
| Age < 40 | 1 | 24 | 38 |
| Age 40 - 50 | 0 | 9 | 34 |
| Age > 50 | 0 | 3 | 32 |
| Nombre total de personnes interrogées : 57 | | | |

Q11 How many EP Physicians work Part-time?

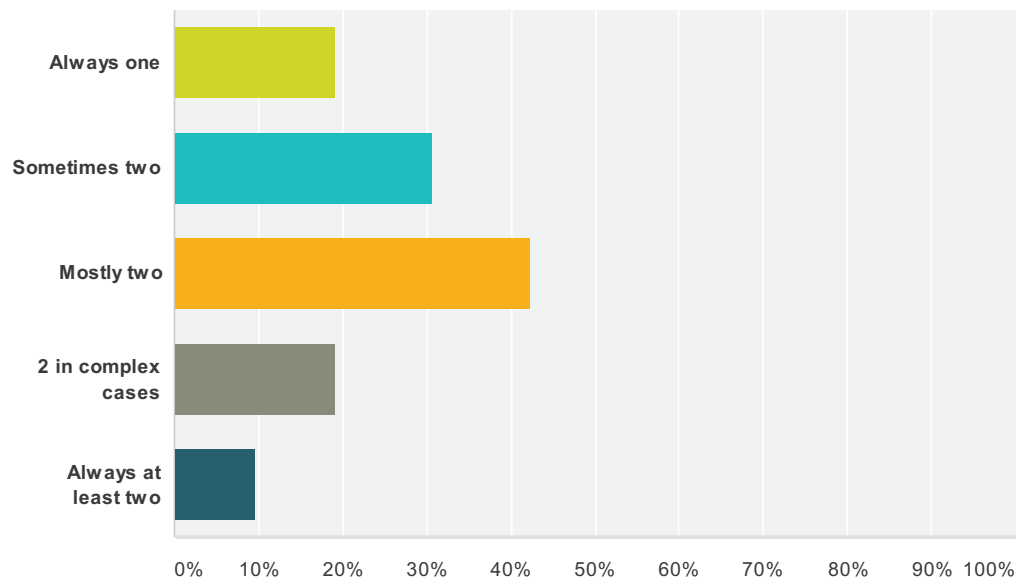
Répondues : 57 Ignorées : 2



| Choix de réponses | Moyenne | Total | Réponses |
|---|---------|-------|----------|
| Male | 0 | 20 | 57 |
| Female | 0 | 6 | 53 |
| Nombre total de personnes interrogées : 57 | | | |

Q12 Physicians present during ablation:

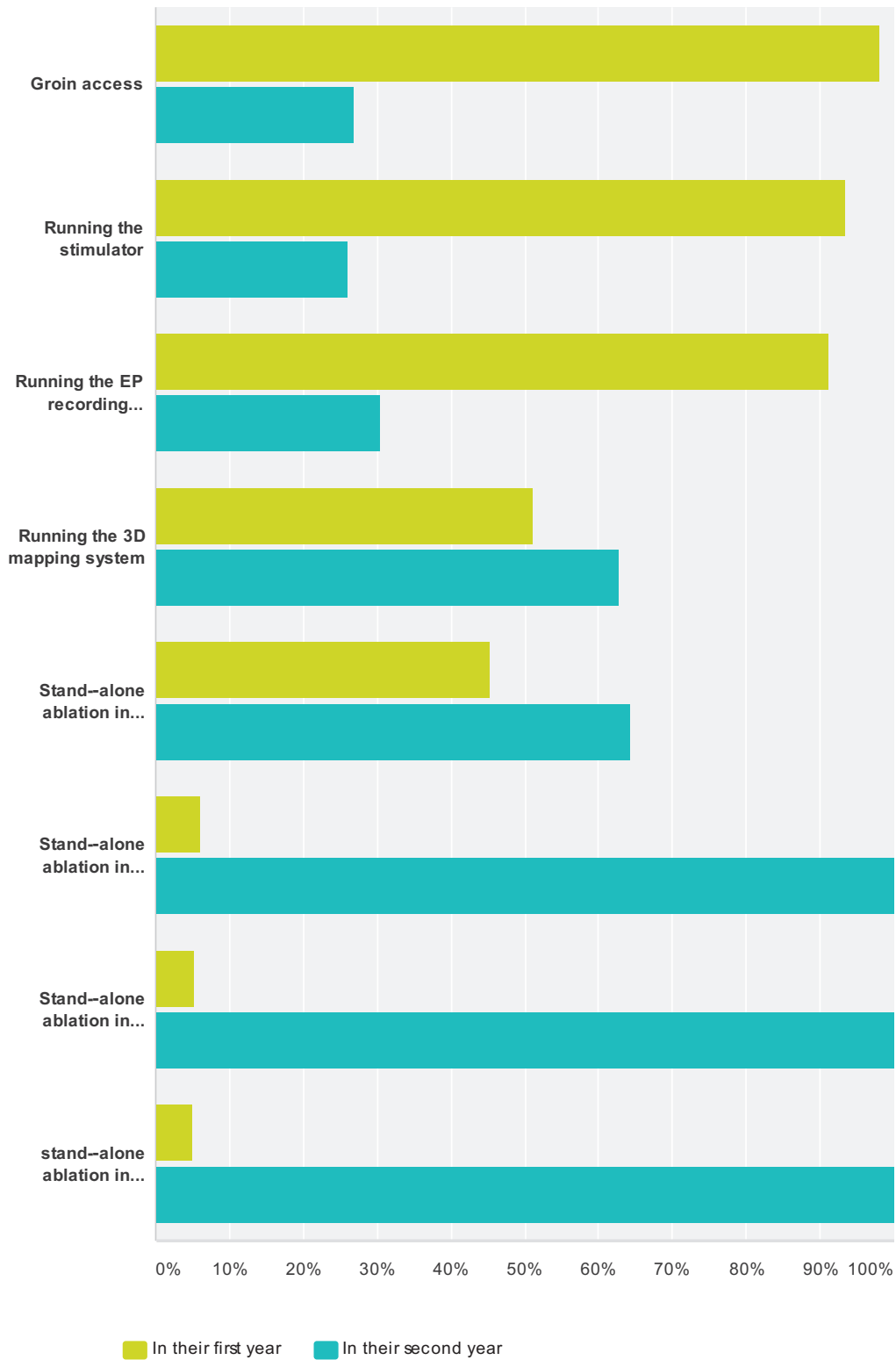
Répondues : 52 Ignorées : 7



| Choix de réponses | Réponses |
|---|-----------|
| Always one | 19,23% 10 |
| Sometimes two | 30,77% 16 |
| Mostly two | 42,31% 22 |
| 2 in complex cases | 19,23% 10 |
| Always at least two | 9,62% 5 |
| Nombre total de personnes interrogées : 52 | |

Q13 Role of fellows in the EP lab

Répondues : 52 Ignorées : 7



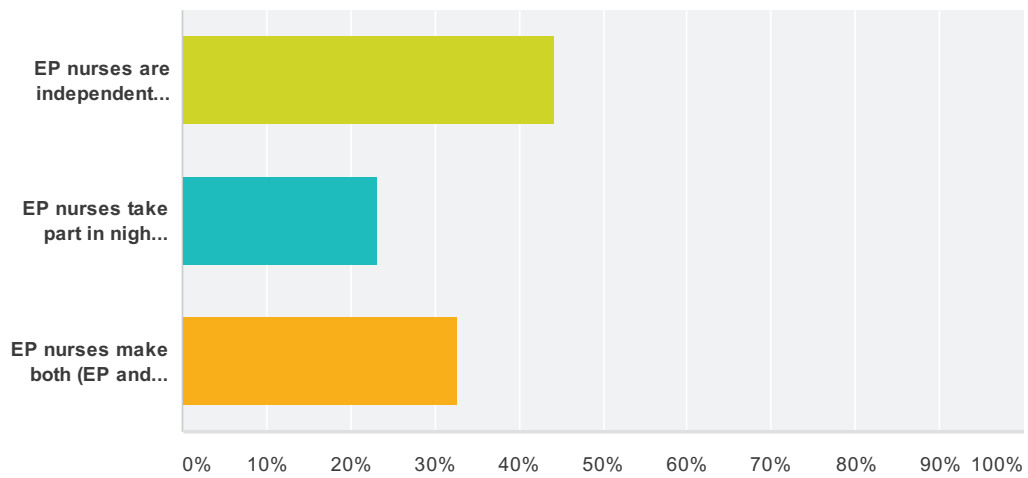
| | In their first year | In their second year | Nombre total de personnes interrogées |
|------------------------|---------------------|----------------------|---------------------------------------|
| Groin access | 98,08% 51 | 26,92% 14 | 52 |
| Running the stimulator | 93,48% 43 | 26,09% 12 | 46 |

EP WIRE on Electrophysiological and catheter ablation procedures in Europe:Personnel,

| | | | |
|---|---------------------|----------------------|----|
| Running the EP recording system | 91,30% 42 | 30,43% 14 | 46 |
| Running the 3D mapping system | 51,16% 22 | 62,79% 27 | 43 |
| Stand--alone ablation in simple procedures | 45,24% 19 | 64,29% 27 | 42 |
| Stand--alone ablation in complex procedures | 6,06% 2 | 100,00% 33 | 33 |
| Stand--alone ablation in children | 5,26% 1 | 100,00% 19 | 19 |
| stand--alone ablation in congenital heart disease | 5,00% 1 | 100,00% 20 | 20 |

Q14 Training of EP nurses :

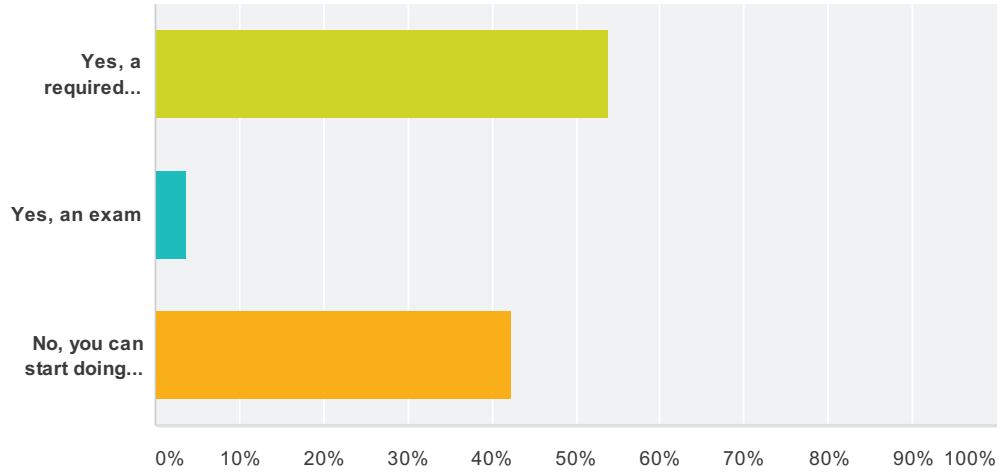
Répondues : 52 Ignorées : 7



| Choix de réponses | Réponses | |
|--|----------|-----------|
| EP nurses are independent from cardiac interventional department | 44,23% | 23 |
| EP nurses take part in night shifts at the cardiac interventional department | 23,08% | 12 |
| EP nurses make both (EP and interventions) in daily practice. | 32,69% | 17 |
| Total | | 52 |

Q15 Required training before performing invasive EP or ablations. Is there any kind of required training/ exam before you do ablations?

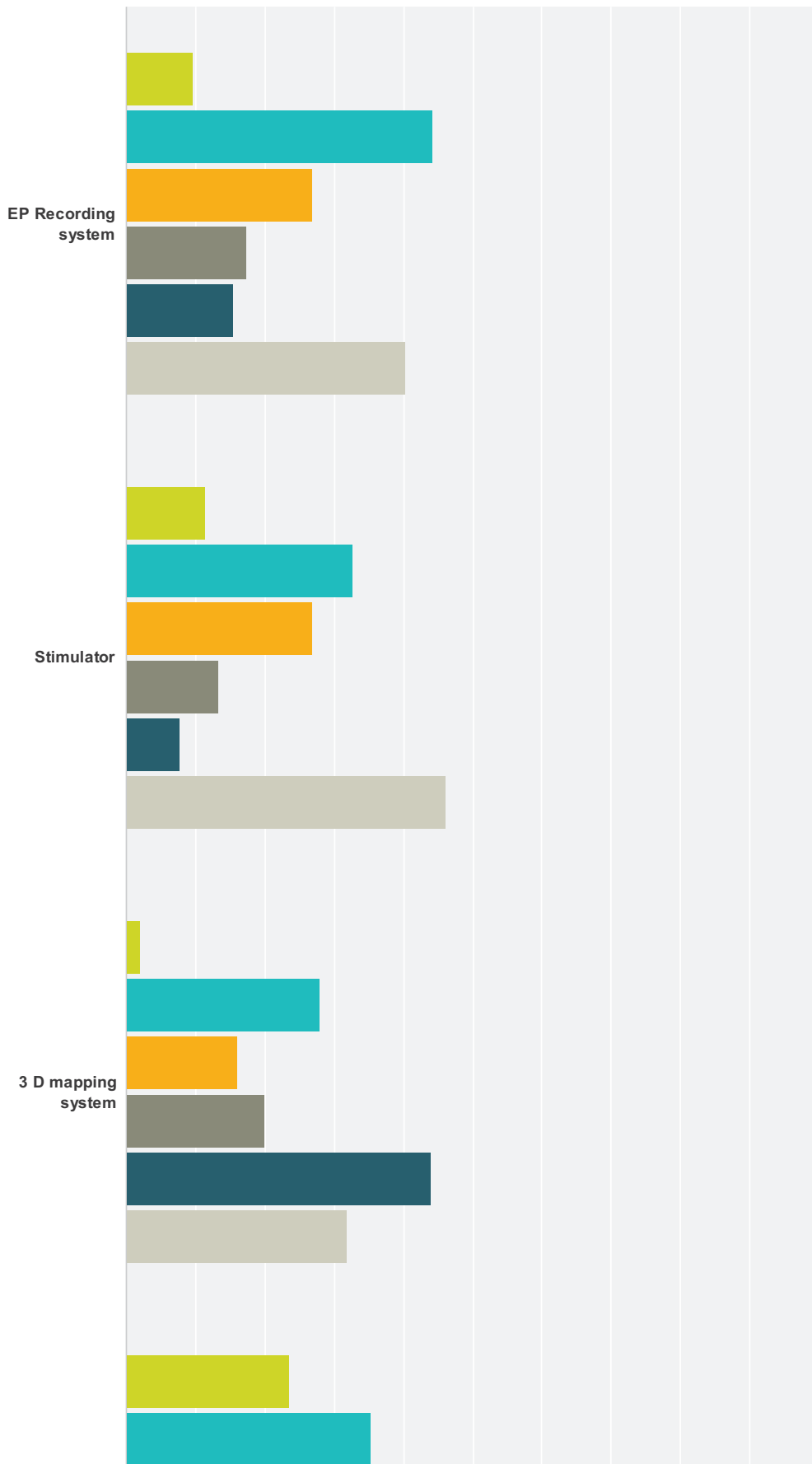
Répondues : 52 Ignorées : 7



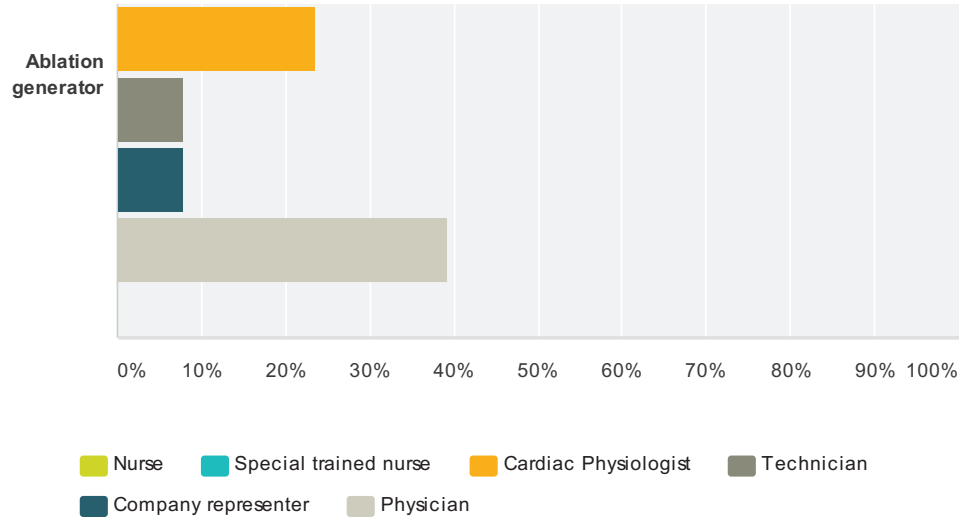
| Choix de réponses | Réponses |
|---|-----------|
| Yes, a required training/course | 53,85% 28 |
| Yes, an exam | 3,85% 2 |
| No, you can start doing ablations at any time | 42,31% 22 |
| Total | 52 |

Q16 EP Personal during ablations. Who is routinely responsible for the :

Répondues : 52 Ignorées : 7



EP WIRE on Electrophysiological and catheter ablation procedures in Europe: Personnel,



| | Nurse | Special trained nurse | Cardiac Physiologist | Technician | Company representer | Physician | Nombre total de personnes interrogées |
|---------------------|--------------|-----------------------|----------------------|--------------|---------------------|--------------|---------------------------------------|
| EP Recording system | 9,62% 5 | 44,23% 23 | 26,92% 14 | 17,31% 9 | 15,38% 8 | 40,38% 21 | 52 |
| Stimulator | 11,54% 6 | 32,69% 17 | 26,92% 14 | 13,46% 7 | 7,69% 4 | 46,15% 24 | 52 |
| 3 D mapping system | 2,00% 1 | 28,00% 14 | 16,00% 8 | 20,00% 10 | 44,00% 22 | 32,00% 16 | 50 |
| Ablation generator | 23,53% 12 | 35,29% 18 | 23,53% 12 | 7,84% 4 | 7,84% 4 | 39,22% 20 | 51 |

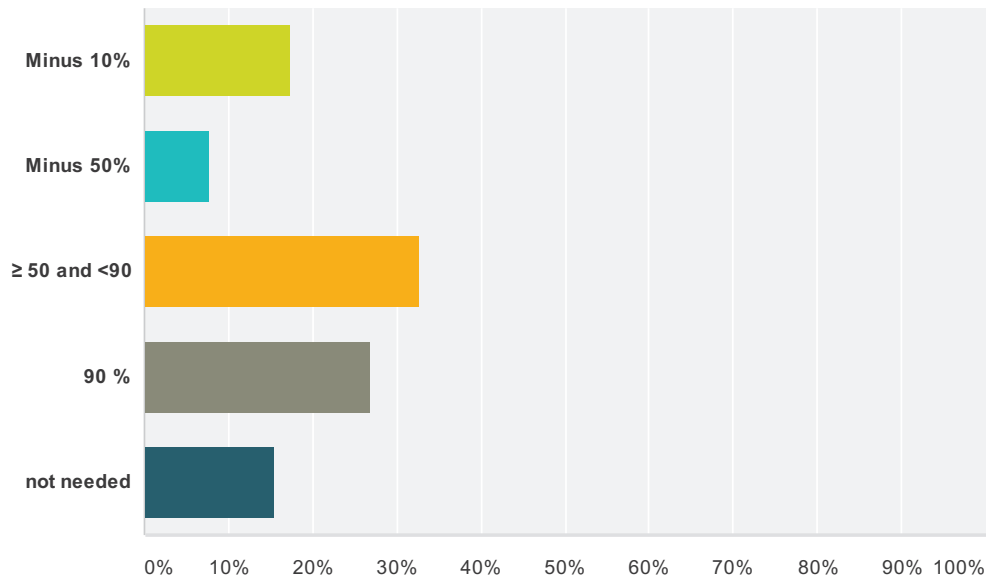
Q17 What is your current equipment in the electrophysiology department?

Répondues : 52 Ignorées : 7

| Choix de réponses | Réponses | |
|-----------------------------|----------|----|
| No of EP recording systems | 100,00% | 52 |
| Cath.Labs > 90% used for EP | 98,08% | 51 |
| No of 3D mapping systems | 100,00% | 52 |
| No of Stereotaxis system | 96,15% | 50 |
| No of Hansen system | 96,15% | 50 |
| Other robotic system | 94,23% | 49 |

Q18 What is the percentage of patient consent obtained ambulatory?

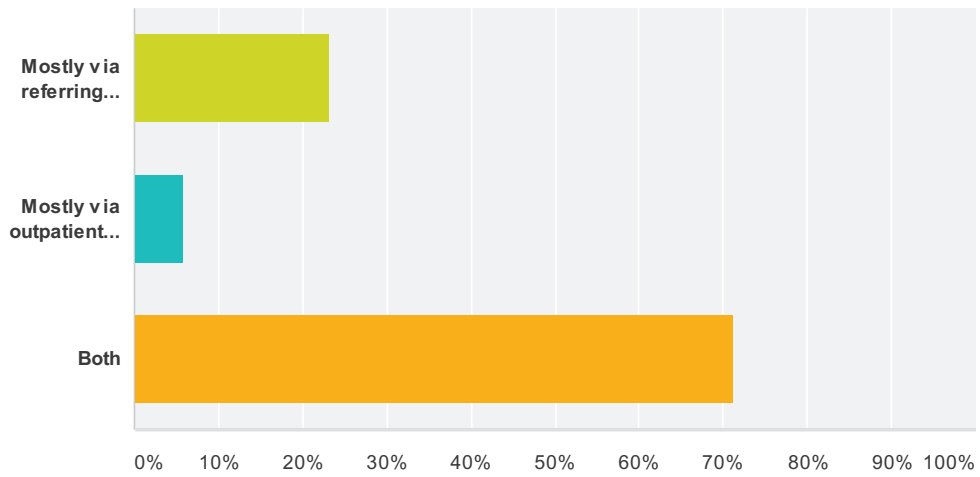
Répondues : 52 Ignorées : 7



| Choix de réponses | Réponses |
|-------------------|-----------|
| Minus 10% | 17,31% 9 |
| Minus 50% | 7,69% 4 |
| ≥ 50 and <90 | 32,69% 17 |
| 90 % | 26,92% 14 |
| not needed | 15,38% 8 |
| Total | 52 |

Q19 How does the recruitment of patients occur?

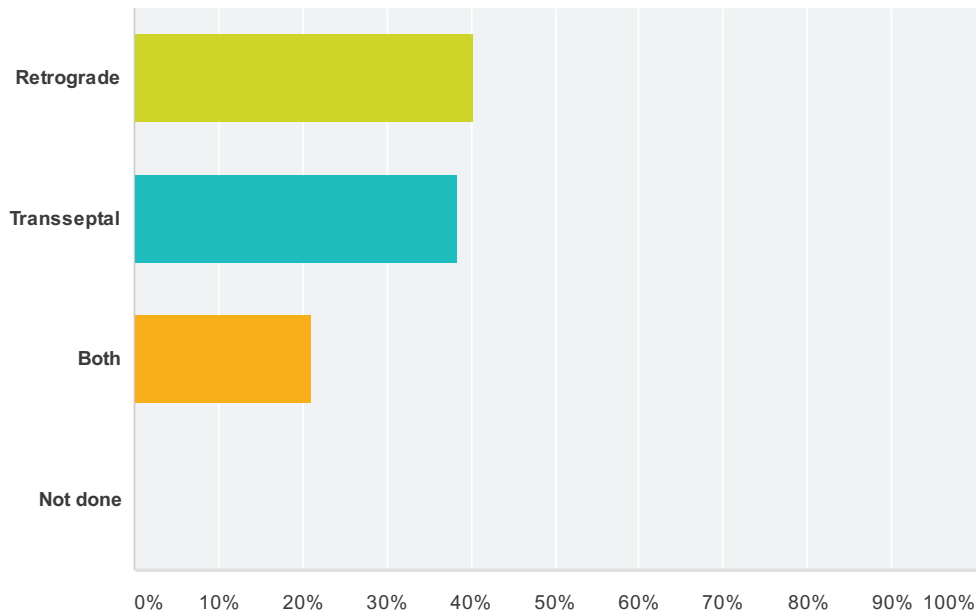
Répondues : 52 Ignorées : 7



| Choix de réponses | Réponses | |
|--------------------------------|----------|-----------|
| Mostly via referring physician | 23,08% | 12 |
| Mostly via outpatient clinic | 5,77% | 3 |
| Both | 71,15% | 37 |
| Total | | 52 |

Q20 What is your preferred access for left lateral WPW?

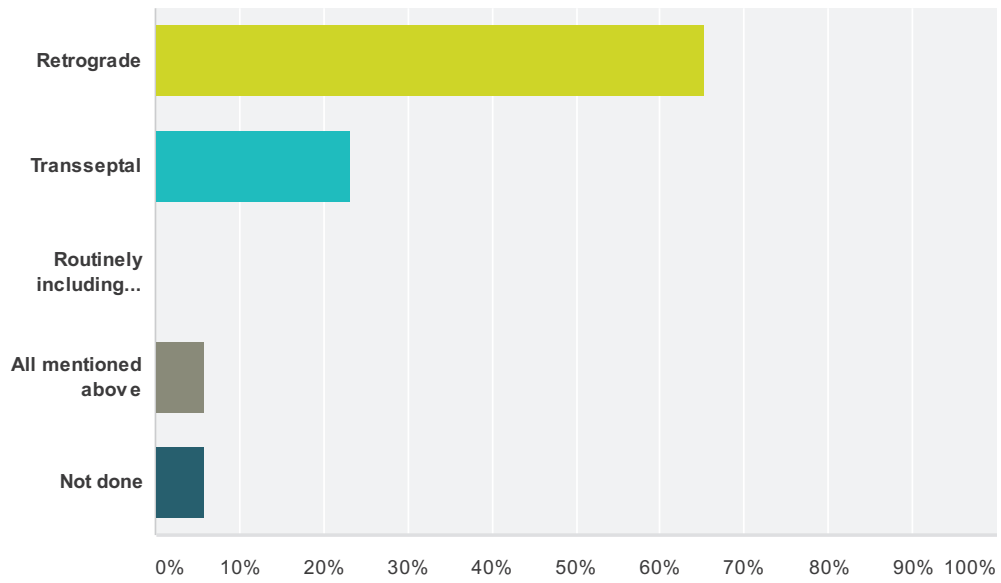
Répondues : 52 Ignorées : 7



| Choix de réponses | Réponses | |
|-------------------|----------|-----------|
| Retrograde | 40,38% | 21 |
| Transseptal | 38,46% | 20 |
| Both | 21,15% | 11 |
| Not done | 0,00% | 0 |
| Total | | 52 |

Q21 What is your preferred access for left ventricular VTs in normal hearts?

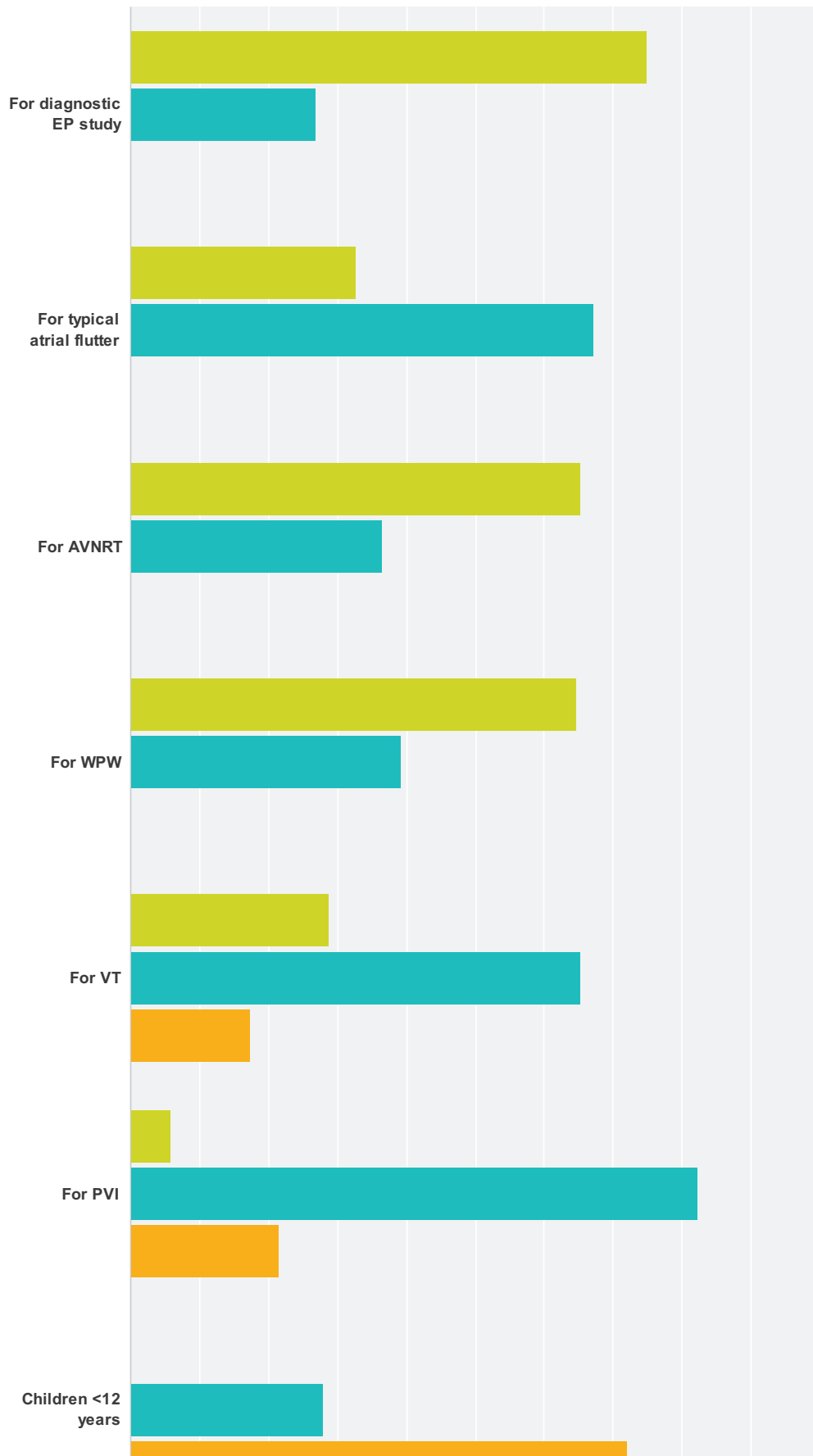
Répondues : 52 Ignorées : 7



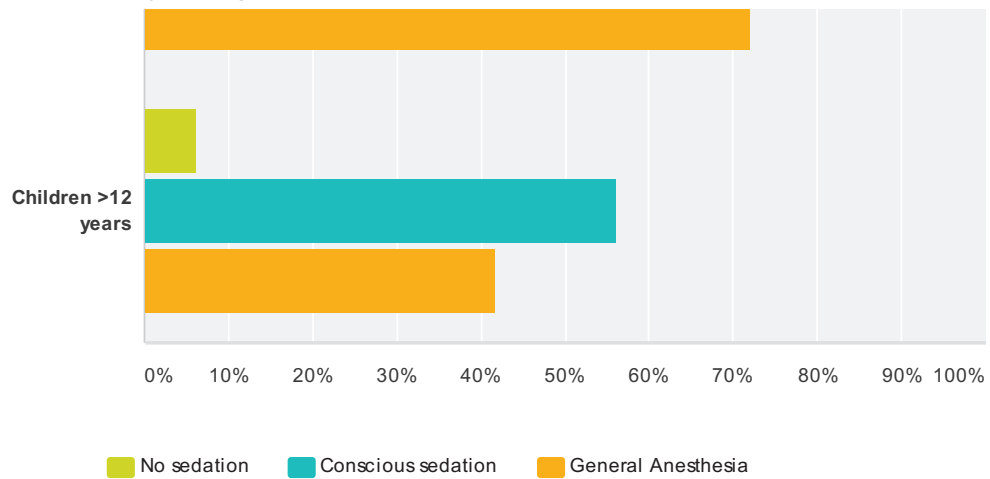
| Choix de réponses | Réponses |
|---------------------------------------|-----------|
| Retrograde | 65,38% 34 |
| Transseptal | 23,08% 12 |
| Routinely including epicardial access | 0,00% 0 |
| All mentioned above | 5,77% 3 |
| Not done | 5,77% 3 |
| Total | 52 |

Q22 Do you routinely sedate your patients?

Répondues : 52 Ignorées : 7



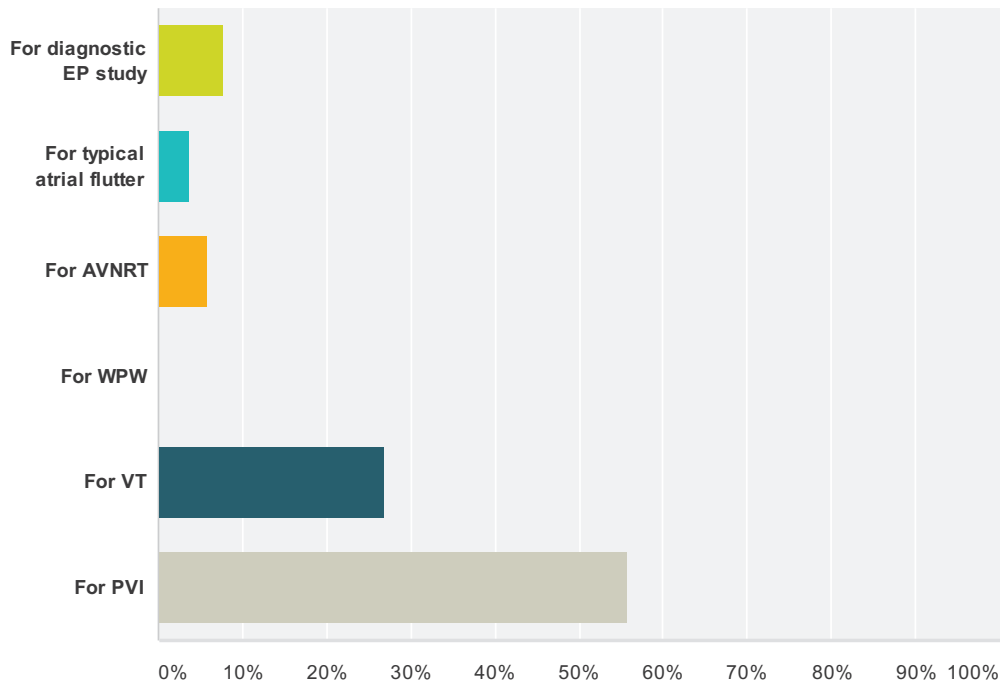
EP WIRE on Electrophysiological and catheter ablation procedures in Europe: Personnel,



| | No sedation | Conscious sedation | General Anesthesia | Nombre total de personnes interrogées |
|----------------------------|---------------------|---------------------|---------------------|---------------------------------------|
| For diagnostic EP study | 75,00% 39 | 26,92% 14 | 0,00% 0 | 52 |
| For typical atrial flutter | 32,69% 17 | 67,31% 35 | 0,00% 0 | 52 |
| For AVNRT | 65,38% 34 | 36,54% 19 | 0,00% 0 | 52 |
| For WPW | 64,71% 33 | 39,22% 20 | 0,00% 0 | 51 |
| For VT | 28,85% 15 | 65,38% 34 | 17,31% 9 | 52 |
| For PVI | 5,88% 3 | 82,35% 42 | 21,57% 11 | 51 |
| Children <12 years | 0,00% 0 | 27,91% 12 | 72,09% 31 | 43 |
| Children >12 years | 6,25% 3 | 56,25% 27 | 41,67% 20 | 48 |

Q23 Who is usually running the analgo--sedation/intubation?

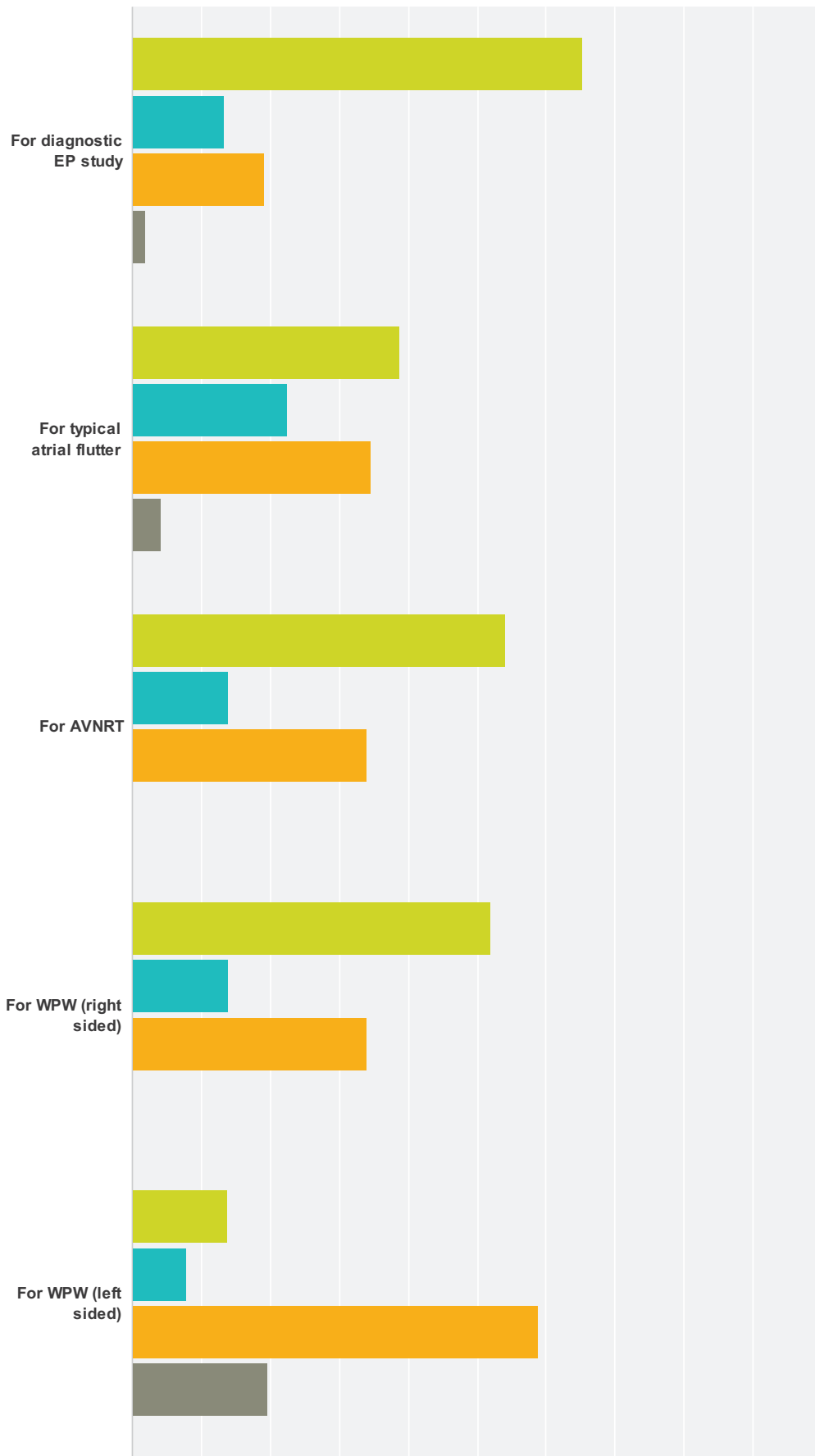
Répondues : 52 Ignorées : 7



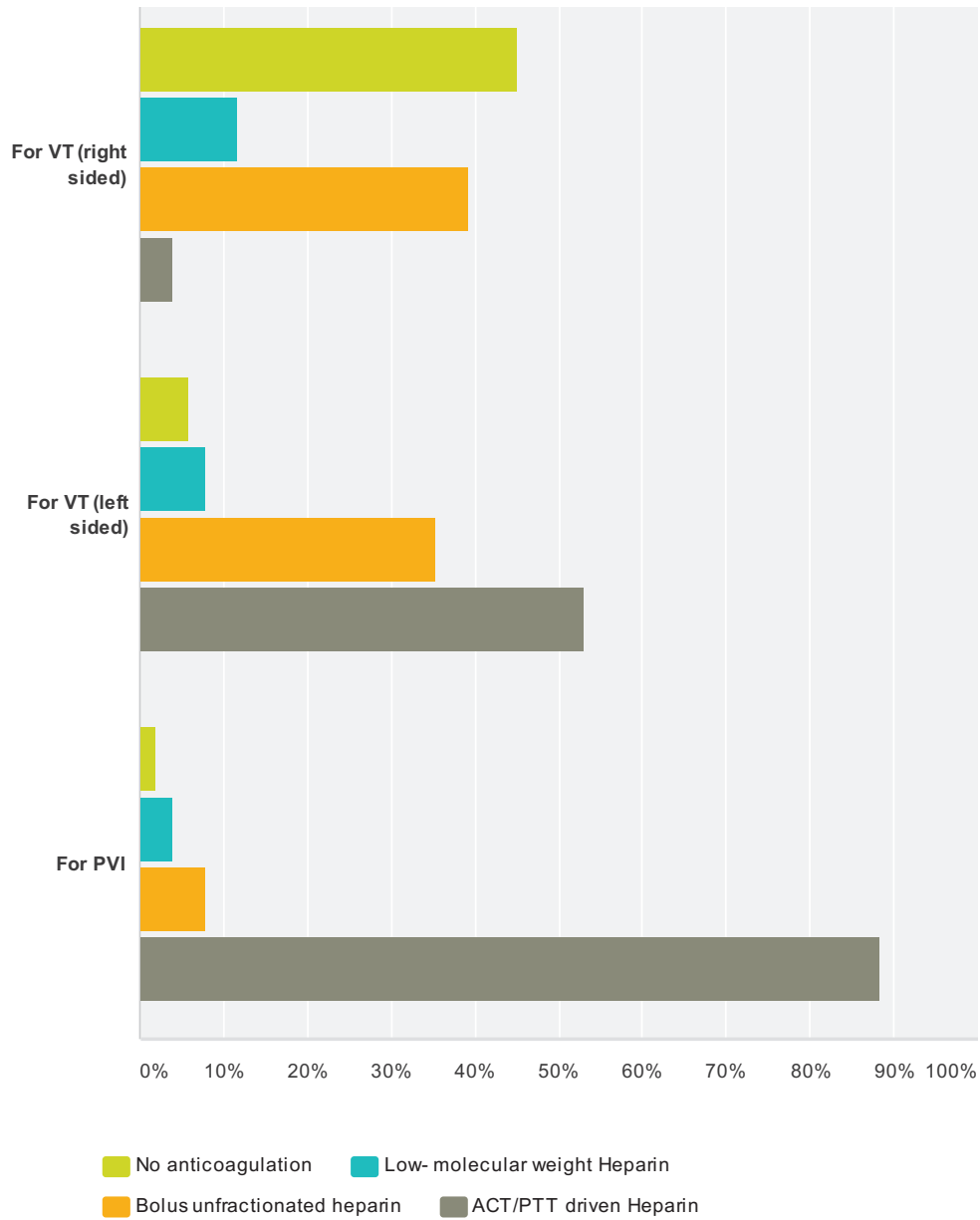
| Choix de réponses | Réponses | |
|----------------------------|----------|-----------|
| For diagnostic EP study | 7,69% | 4 |
| For typical atrial flutter | 3,85% | 2 |
| For AVNRT | 5,77% | 3 |
| For WPW | 0,00% | 0 |
| For VT | 26,92% | 14 |
| For PVI | 55,77% | 29 |
| Total | | 52 |

Q24 What is your usual periprocedural anticoagulation regime?

Répondues : 52 Ignorées : 7



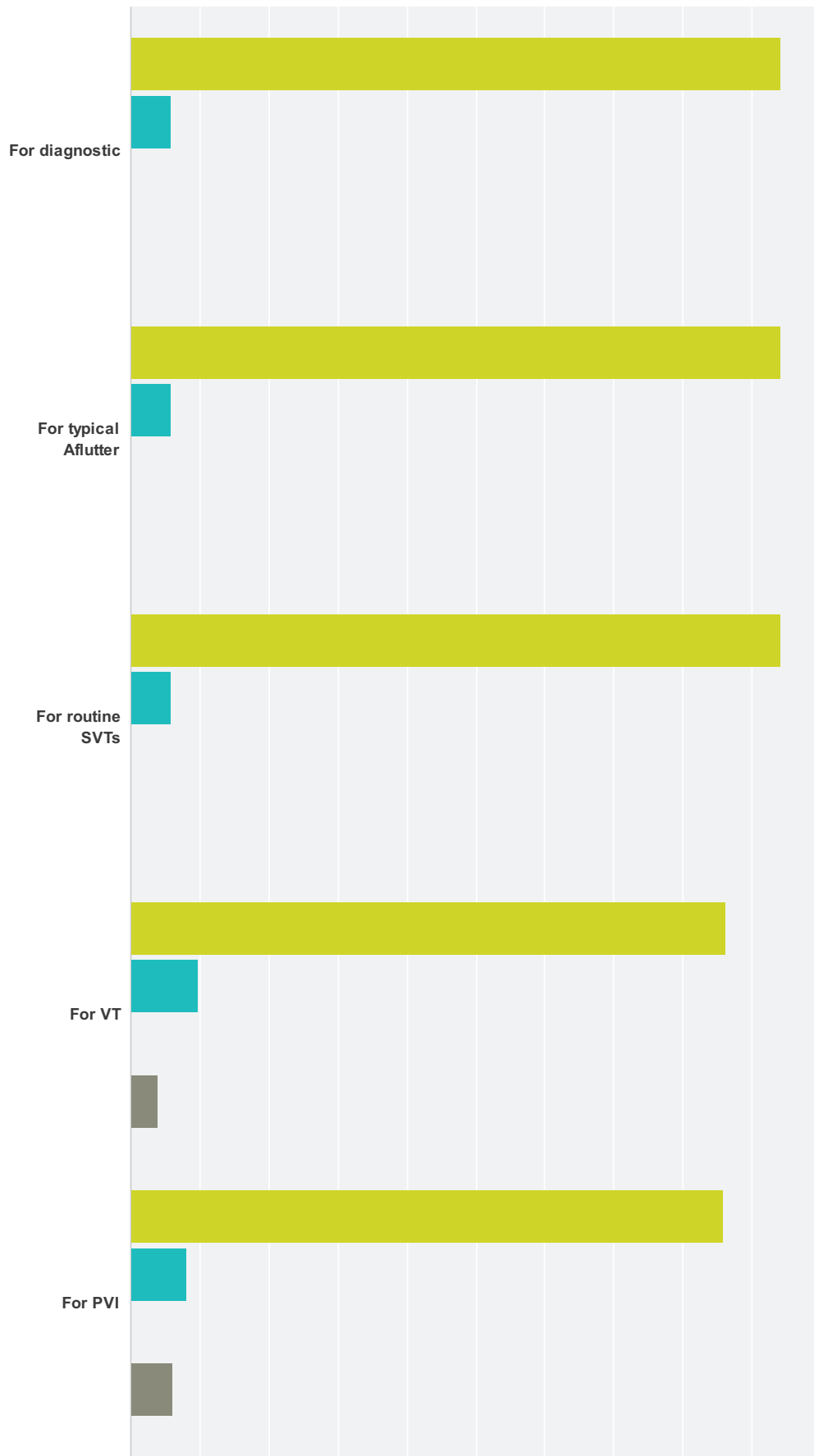
EP WIRE on Electrophysiological and catheter ablation procedures in Europe: Personnel,



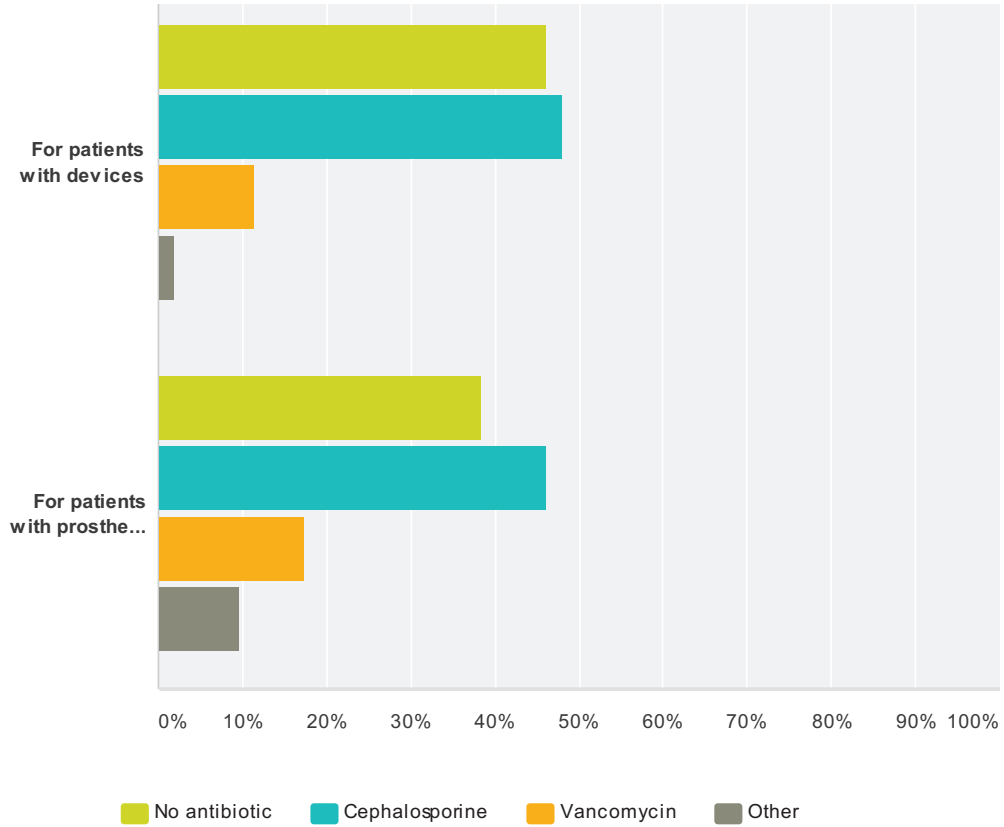
| | No anticoagulation | Low-molecular weight Heparin | Bolus unfractionated heparin | ACT/PTT driven Heparin | Nombre total de personnes interrogées |
|----------------------------|--------------------|------------------------------|------------------------------|------------------------|---------------------------------------|
| For diagnostic EP study | 65,38% 34 | 13,46% 7 | 19,23% 10 | 1,92% 1 | 52 |
| For typical atrial flutter | 38,78% 19 | 22,45% 11 | 34,69% 17 | 4,08% 2 | 49 |
| For AVNRT | 54,00% 27 | 14,00% 7 | 34,00% 17 | 0,00% 0 | 50 |
| For WPW (right sided) | 52,00% 26 | 14,00% 7 | 34,00% 17 | 0,00% 0 | 50 |
| For WPW (left sided) | 13,73% 7 | 7,84% 4 | 58,82% 30 | 19,61% 10 | 51 |
| For VT (right sided) | 45,10% 23 | 11,76% 6 | 39,22% 20 | 3,92% 2 | 51 |
| For VT (left sided) | 5,88% 3 | 7,84% 4 | 35,29% 18 | 52,94% 27 | 51 |
| For PVI | 1,96% 1 | 3,92% 2 | 7,84% 4 | 88,24% 45 | 51 |

Q25 What is your usual periprocedural antibiotic regime?

Répondues : 52 Ignorées : 7



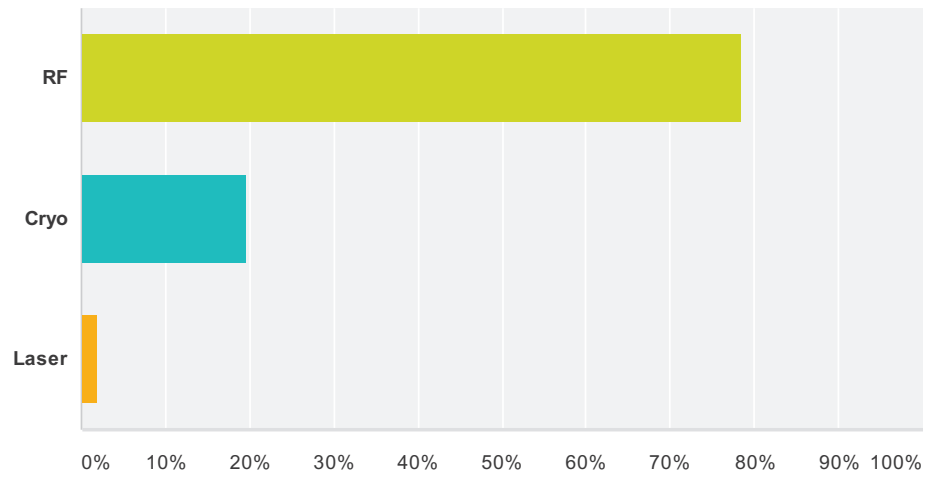
EP WIRE on Electrophysiological and catheter ablation procedures in Europe: Personnel,



| | No antibiotic | Cephalosporine | Vancomycin | Other | Nombre total de personnes interrogées |
|-------------------------------------|---------------|----------------|-------------|------------|---------------------------------------|
| For diagnostic | 94,23% 49 | 5,77% 3 | 0,00% 0 | 0,00% 0 | 52 |
| For typical Aflutter | 94,23% 49 | 5,77% 3 | 0,00% 0 | 0,00% 0 | 52 |
| For routine SVTs | 94,23% 49 | 5,77% 3 | 0,00% 0 | 0,00% 0 | 52 |
| For VT | 86,27% 44 | 9,80% 5 | 0,00% 0 | 3,92% 2 | 51 |
| For PVI | 85,71% 42 | 8,16% 4 | 0,00% 0 | 6,12% 3 | 49 |
| For patients with devices | 46,15% 24 | 48,08% 25 | 11,54% 6 | 1,92% 1 | 52 |
| For patients with prosthetic valves | 38,46% 20 | 46,15% 24 | 17,31% 9 | 9,62% 5 | 52 |

Q26 What are your preferred energy sources used for Afib procedures?

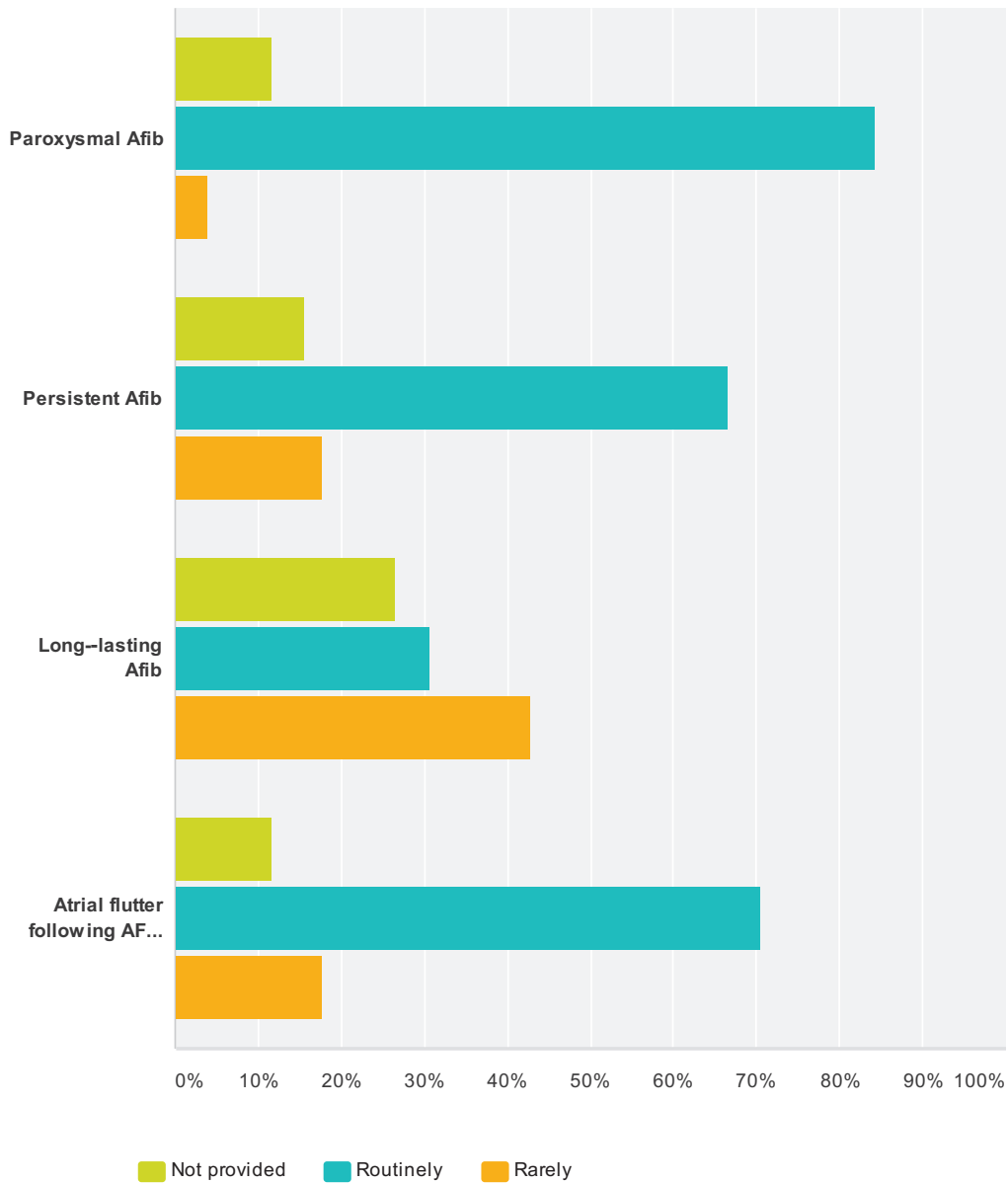
Répondues : 51 Ignorées : 8



| Choix de réponses | Réponses | |
|-------------------|----------|-----------|
| RF | 78,43% | 40 |
| Cryo | 19,61% | 10 |
| Laser | 1,96% | 1 |
| Total | | 51 |

Q27 Are the following procedures routinely provided in your institution?

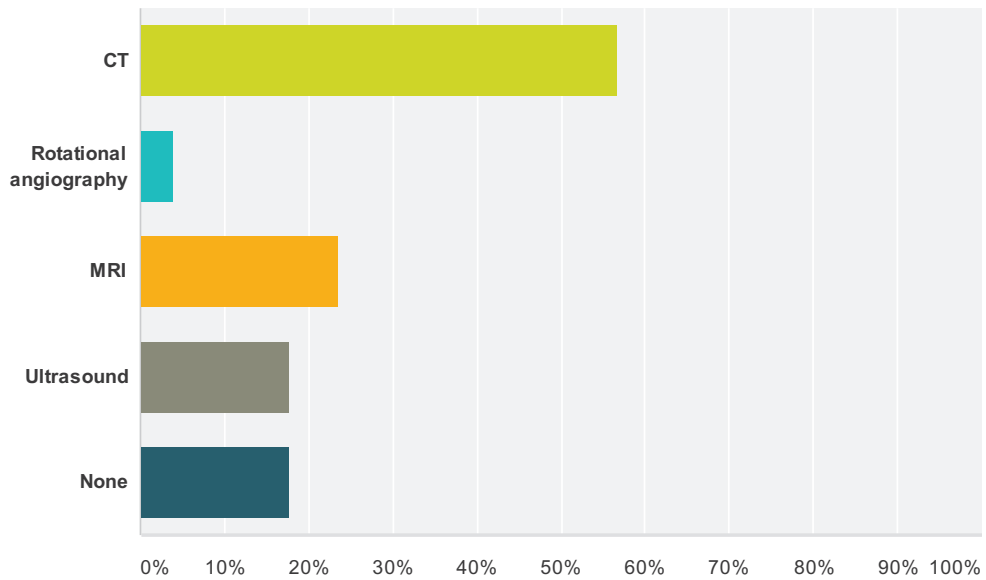
Répondues : 51 Ignorées : 8



| | Not provided | Routinely | Rarely | Nombre total de personnes interrogées |
|---|--------------|--------------|--------------|---------------------------------------|
| Paroxysmal Afib | 11,76% 6 | 84,31% 43 | 3,92% 2 | 51 |
| Persistent Afib | 15,69% 8 | 66,67% 34 | 17,65% 9 | 51 |
| Long--lasting Afib | 26,53% 13 | 30,61% 15 | 42,86% 21 | 49 |
| Atrial flutter following AFIB ablation procedures | 11,76% 6 | 70,59% 36 | 17,65% 9 | 51 |

Q28 What is your preferred imaging method pre Afib ablation (mainly)?

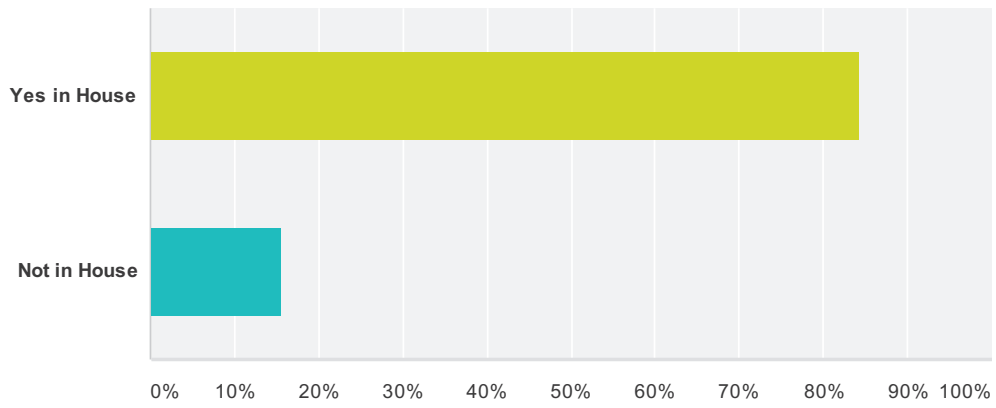
Répondues : 51 Ignorées : 8



| Choix de réponses | Réponses |
|---|-----------|
| CT | 56,86% 29 |
| Rotational angiography | 3,92% 2 |
| MRI | 23,53% 12 |
| Ultrasound | 17,65% 9 |
| None | 17,65% 9 |
| Nombre total de personnes interrogées : 51 | |

Q29 Cardio surgery backup

Répondues : 51 Ignorées : 8



| Choix de réponses | Réponses | |
|-------------------|----------|-----------|
| Yes in House | 84,31% | 43 |
| Not in House | 15,69% | 8 |
| Total | | 51 |