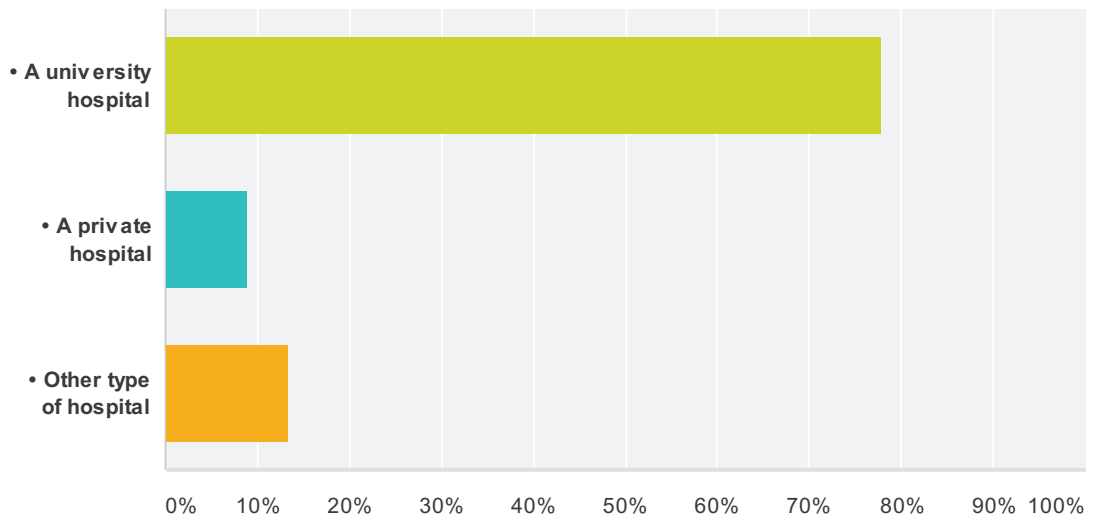


### Q1 Is your institution :

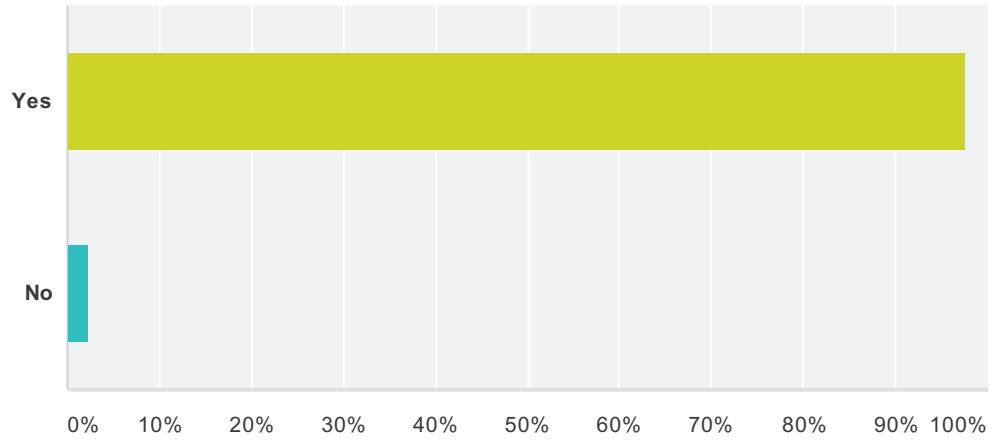
Répondues : 45 Ignorées : 2



Choix de réponses	Réponses
• A university hospital	77,78% 35
• A private hospital	8,89% 4
• Other type of hospital	13,33% 6
<b>Total</b>	<b>45</b>

### Q4 Would you be comfortable if we acknowledge your centre in the Europace Journal and/ or on the website?

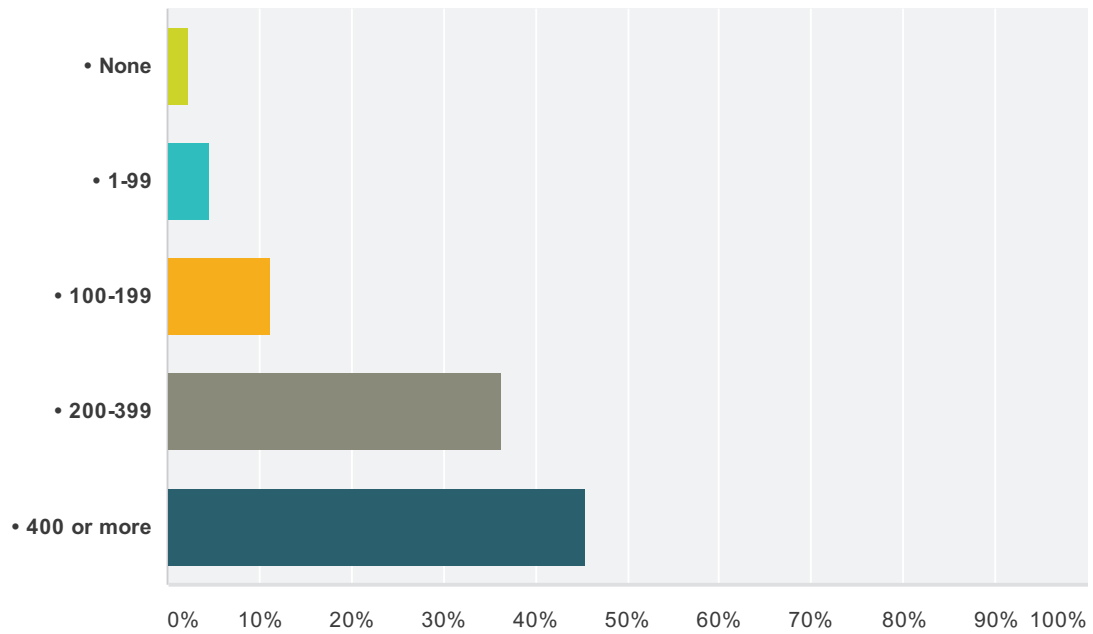
Répondues : 45 Ignorées : 2



Choix de réponses	Réponses	
Yes	97,78%	44
No	2,22%	1
<b>Total</b>		<b>45</b>

### Q5 Total number of device implants (pacemakers, ICD, CRT) at your institution last calendar year:

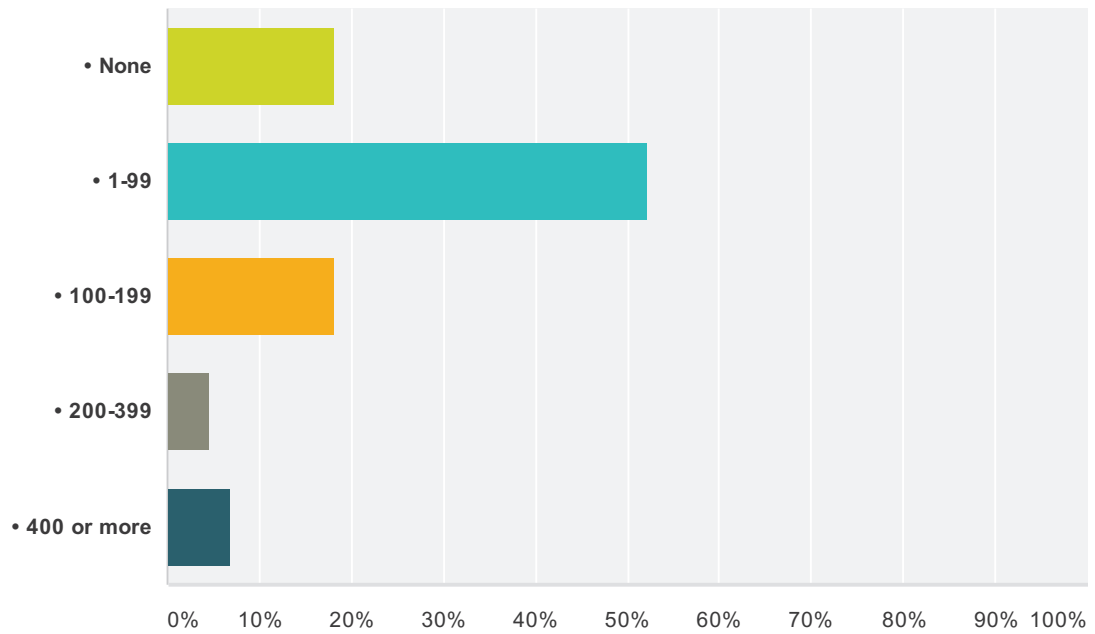
Répondues : 44 Ignorées : 3



Choix de réponses	Réponses	
• None	2,27%	1
• 1-99	4,55%	2
• 100-199	11,36%	5
• 200-399	36,36%	16
• 400 or more	45,45%	20
<b>Total</b>		<b>44</b>

### Q6 Total number of external loop recorders (event recorders) evaluation at your institution last calendar year:

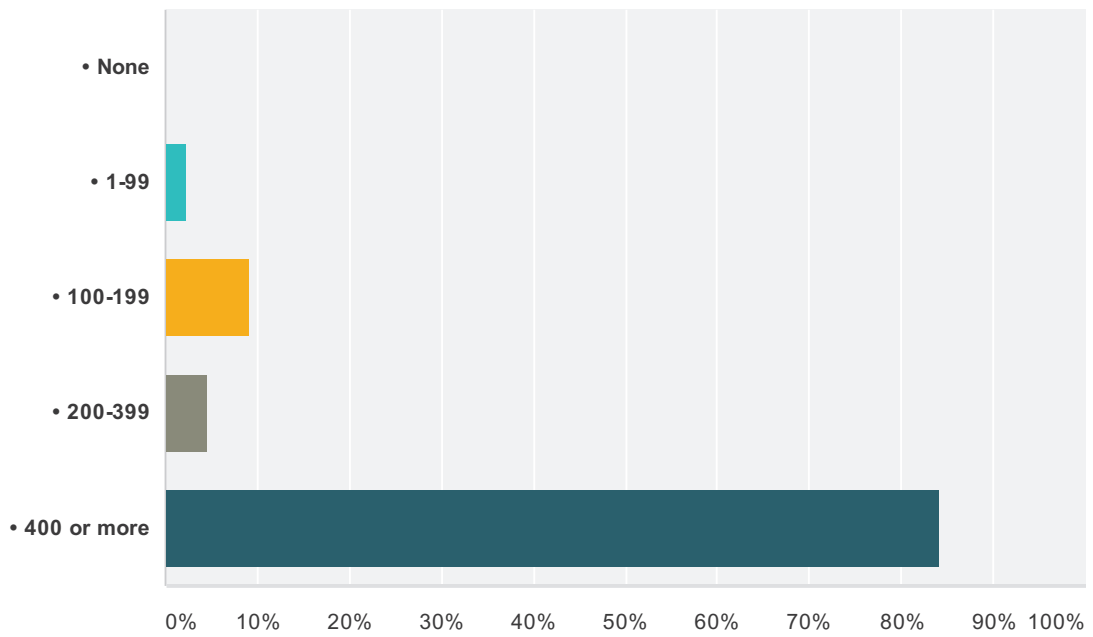
Répondues : 44 Ignorées : 3



Choix de réponses	Réponses
• None	18,18% 8
• 1-99	52,27% 23
• 100-199	18,18% 8
• 200-399	4,55% 2
• 400 or more	6,82% 3
<b>Total</b>	<b>44</b>

### Q7 Total number of Holter recordings (24 or 48h) at your institution last calendar year:

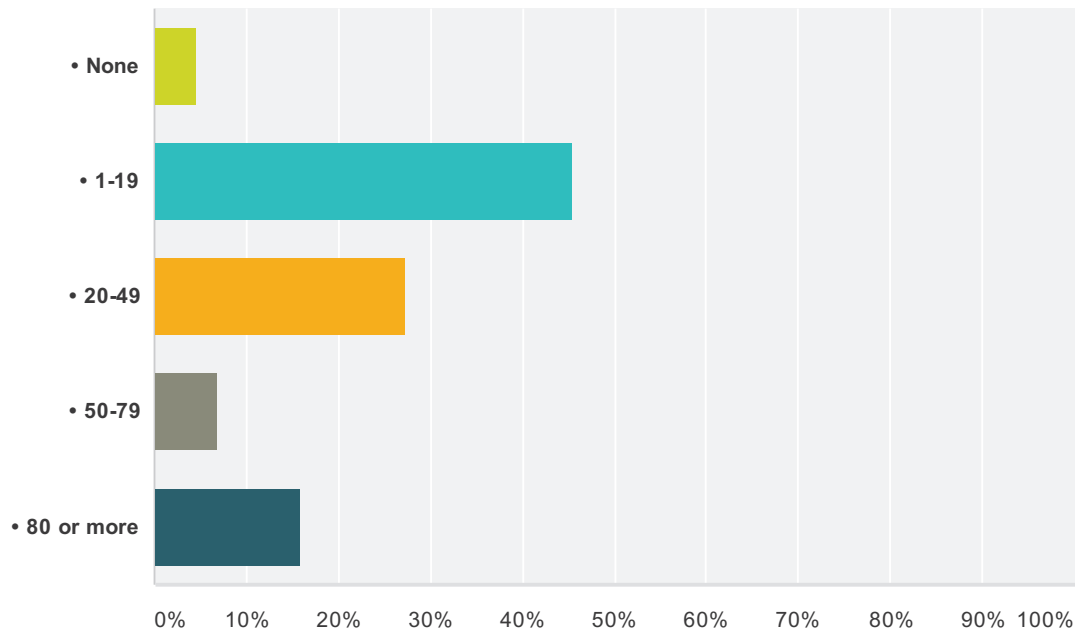
Répondues : 44 Ignorées : 3



Choix de réponses	Réponses
• None	0,00% 0
• 1-99	2,27% 1
• 100-199	9,09% 4
• 200-399	4,55% 2
• 400 or more	84,09% 37
<b>Total</b>	<b>44</b>

### Q8 Total number of implantable loop recorders at your institution last calendar year:

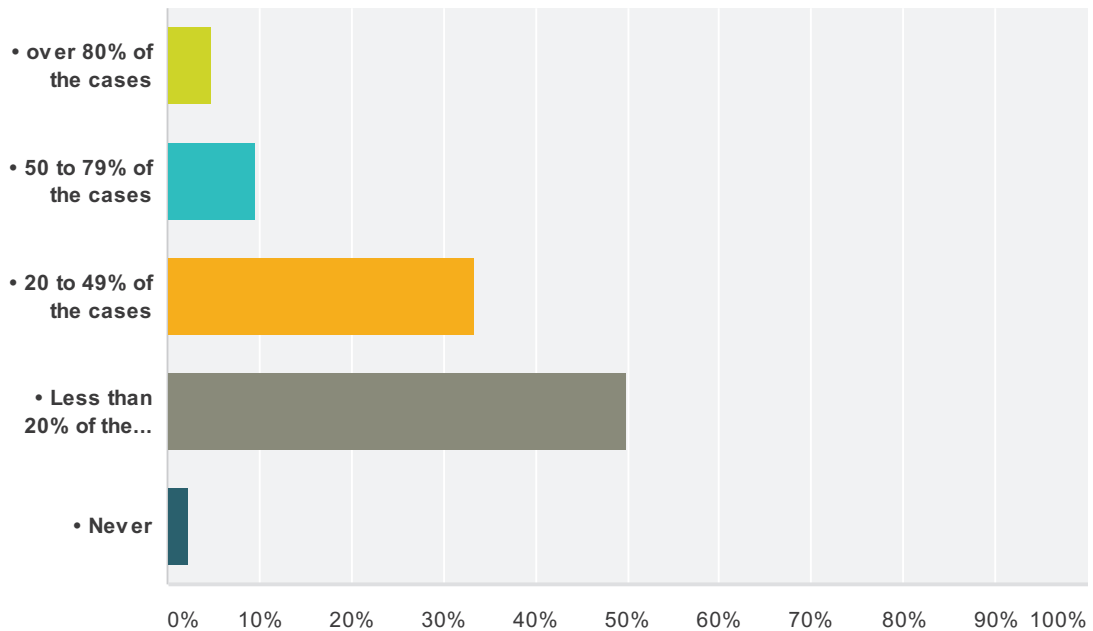
Répondues : 44 Ignorées : 3



Choix de réponses	Réponses
• None	4,55% 2
• 1-19	45,45% 20
• 20-49	27,27% 12
• 50-79	6,82% 3
• 80 or more	15,91% 7
<b>Total</b>	<b>44</b>

**Q9 At your institution how frequently are implantable loop recorders (ILR) used in patients with no structural cardiovascular disease including coronary disease presenting with recurrent syncope?**

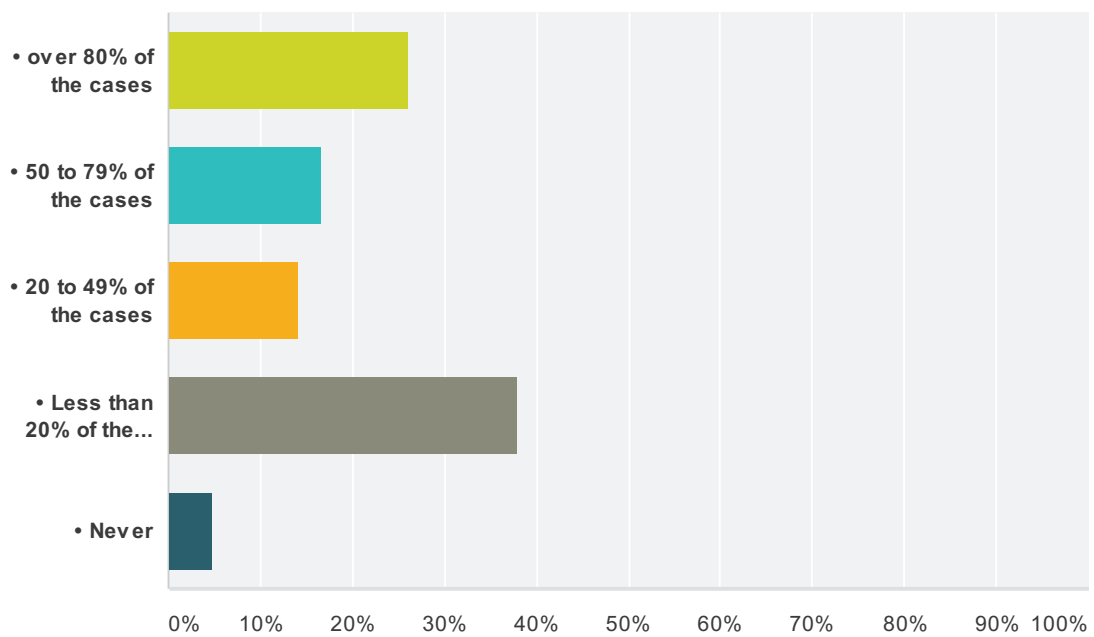
Répondues : 42 Ignorées : 5



Choix de réponses	Réponses
• over 80% of the cases	4,76% 2
• 50 to 79% of the cases	9,52% 4
• 20 to 49% of the cases	33,33% 14
• Less than 20% of the cases	50,00% 21
• Never	2,38% 1
<b>Total</b>	<b>42</b>

**Q10 At your institution how frequently are implantable loop recorders (ILR) used in high-risk patients (i.e. coronary artery disease, heart failure, syncope with exercise, family history of sudden death) in whom a comprehensive evaluation could not clarify the cause of recurrent syncope?**

Répondues : 42 Ignorées : 5

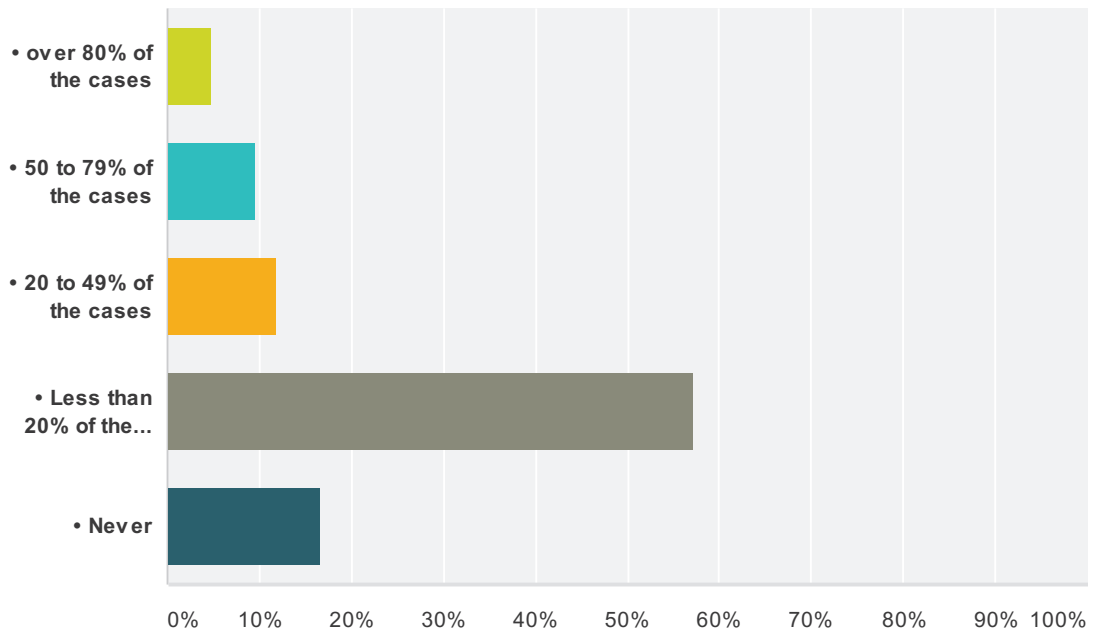


Choix de réponses	Réponses
• over 80% of the cases	26,19% 11
• 50 to 79% of the cases	16,67% 7
• 20 to 49% of the cases	14,29% 6
• Less than 20% of the cases	38,10% 16
• Never	4,76% 2
<b>Total</b>	<b>42</b>



### Q11 At your institution how frequently are ILR used in suspected neurally mediated syncope to assess the role played by bradycardia?

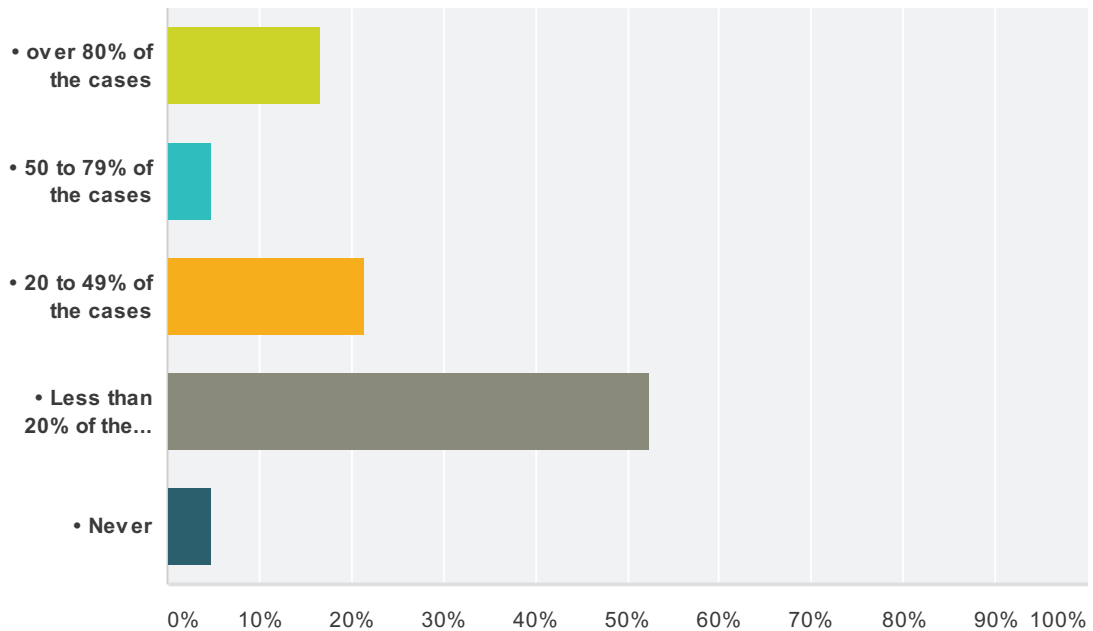
Répondues : 42 Ignorées : 5



Choix de réponses	Réponses
• over 80% of the cases	4,76% 2
• 50 to 79% of the cases	9,52% 4
• 20 to 49% of the cases	11,90% 5
• Less than 20% of the cases	57,14% 24
• Never	16,67% 7
<b>Total</b>	<b>42</b>

**Q12 At your institution how frequently are ILR used to exclude arrhythmic mechanism in patients experiencing episodes of transient loss of consciousness on a monthly basis?**

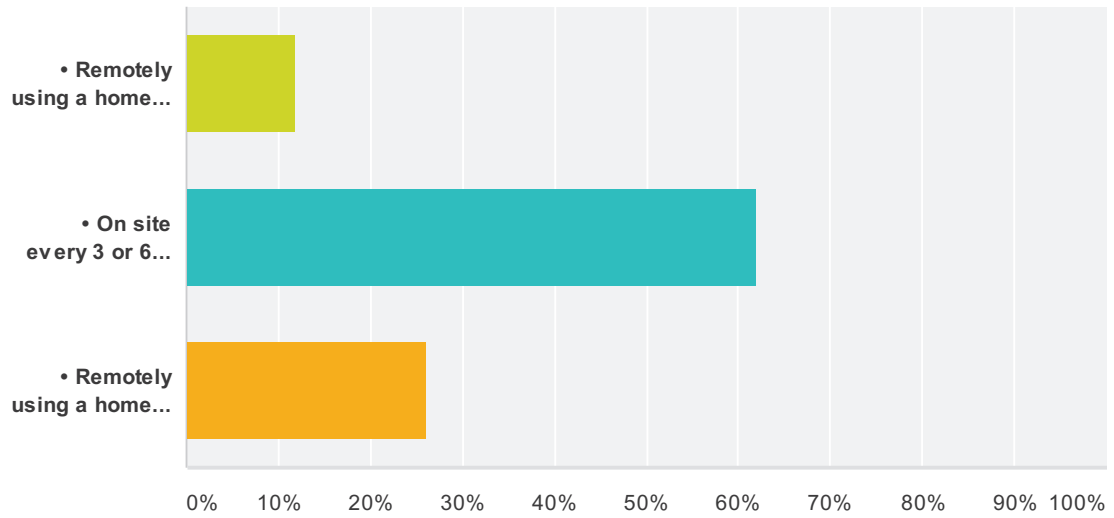
Répondues : 42 Ignorées : 5



Choix de réponses	Réponses
• over 80% of the cases	16,67% 7
• 50 to 79% of the cases	4,76% 2
• 20 to 49% of the cases	21,43% 9
• Less than 20% of the cases	52,38% 22
• Never	4,76% 2
<b>Total</b>	<b>42</b>

### Q13 At your institution how are patients receiving an ILR followed?

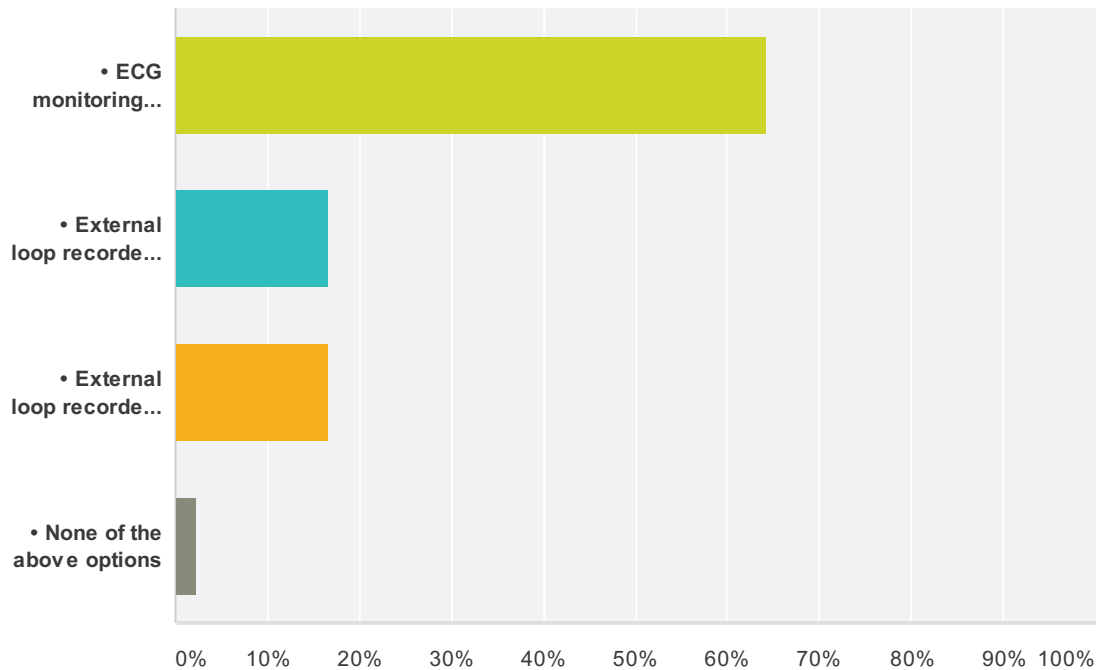
Répondues : 42 Ignorées : 5



Choix de réponses	Réponses	
• Remotely using a home monitoring system only	11,90%	5
• On site every 3 or 6 months	61,90%	26
• Remotely using a home monitoring system and on site at specified intervals	26,19%	11
<b>Total</b>		<b>42</b>

### Q14 At your institution how are patients with undocumented palpitations occurring on a weekly basis or more often evaluated?

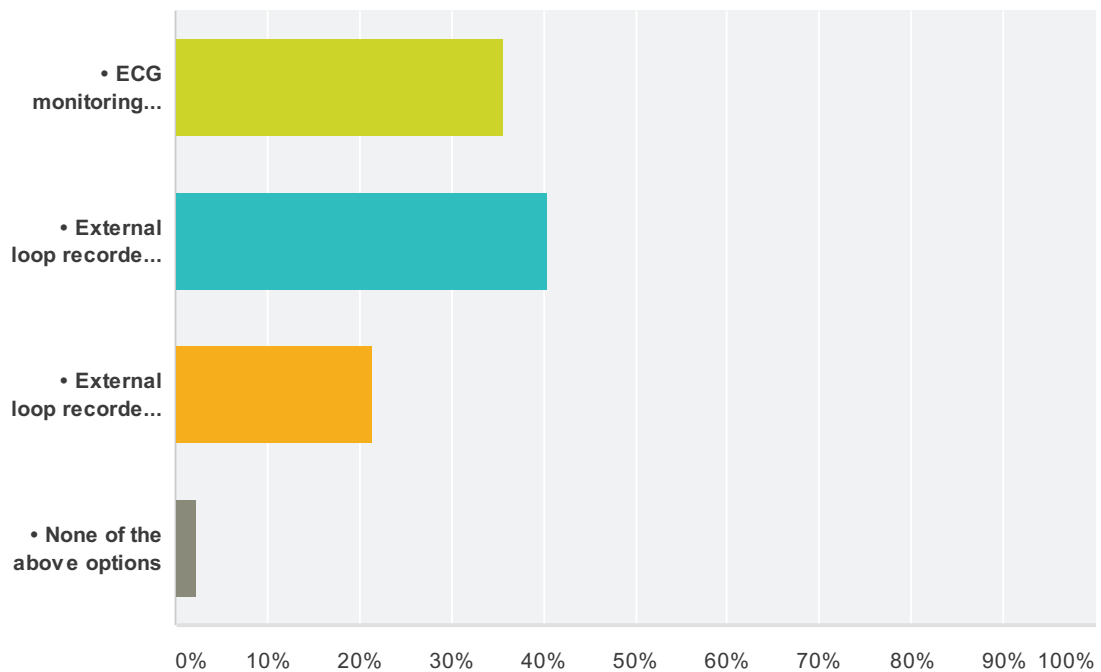
Répondues : 42 Ignorées : 5



Choix de réponses	Réponses
• ECG monitoring systems (Holter) over 24 or 48h as primary choice	64,29% 27
• External loop recorder (ELR) as primary choice	16,67% 7
• External loop recorder (ELR) if Holter failed to document the cause of palpitation	16,67% 7
• None of the above options	2,38% 1
<b>Total</b>	<b>42</b>

### Q15 At your institution how are patients with undocumented palpitations occurring less often than once a week evaluated?

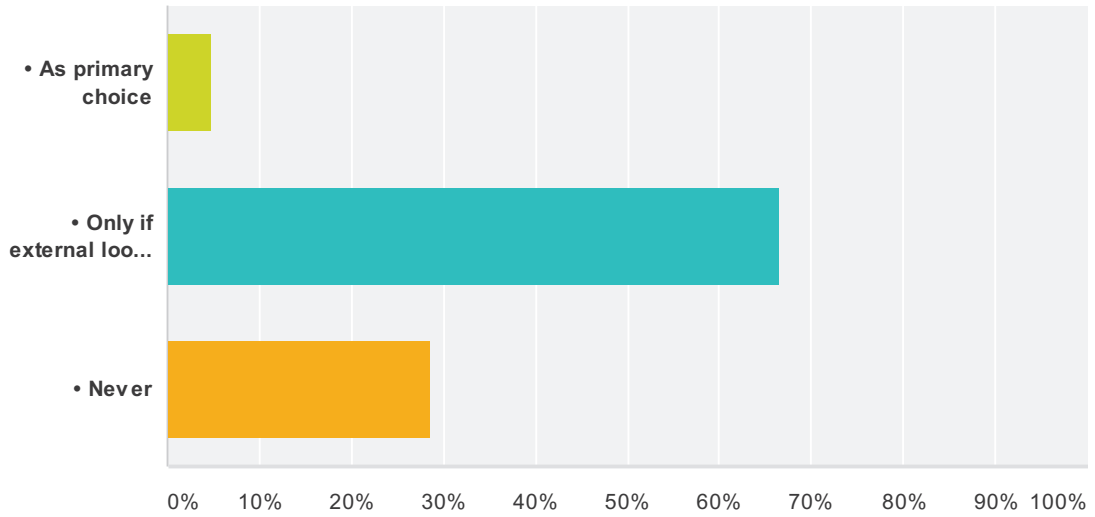
Répondues : 42 Ignorées : 5



Choix de réponses	Réponses
• ECG monitoring systems (Holter) over 24 or 48h as primary choice	35,71% 15
• External loop recorder (ELR) as primary choice	40,48% 17
• External loop recorder (ELR) if Holter failed to document the cause of palpitation	21,43% 9
• None of the above options	2,38% 1
<b>Total</b>	<b>42</b>

**Q16 At your institution ILR are implanted in patients with undocumented palpitations occurring less often than once a week:**

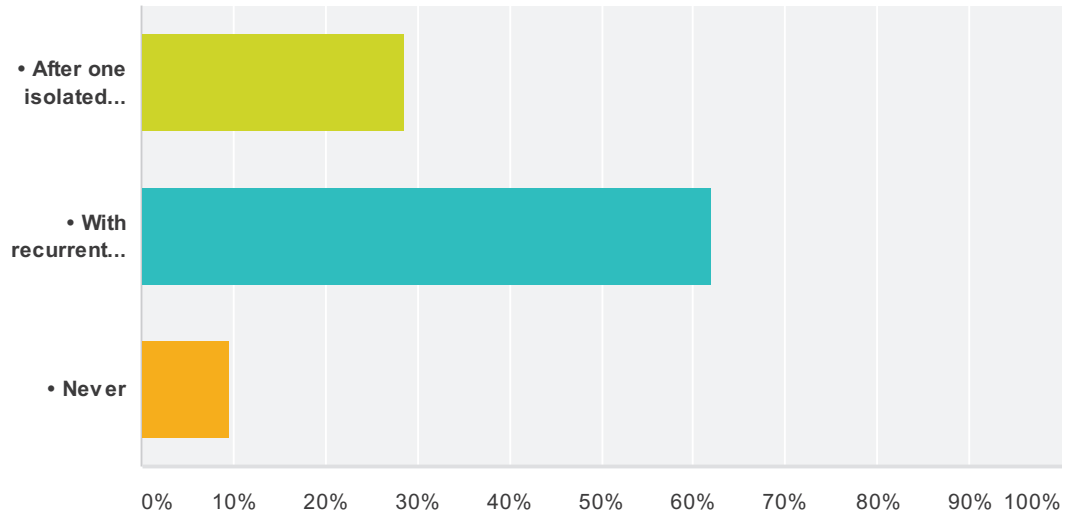
Répondues : 42 Ignorées : 5



Choix de réponses	Réponses
• As primary choice	4,76% 2
• Only if external loop recorders (ELR) and other ECG monitoring systems (Holter) have failed to document the cause	66,67% 28
• Never	28,57% 12
<b>Total</b>	<b>42</b>

### Q17 At your institution external loop recorder (ELR) and Holter are used to evaluate patients with syncope:

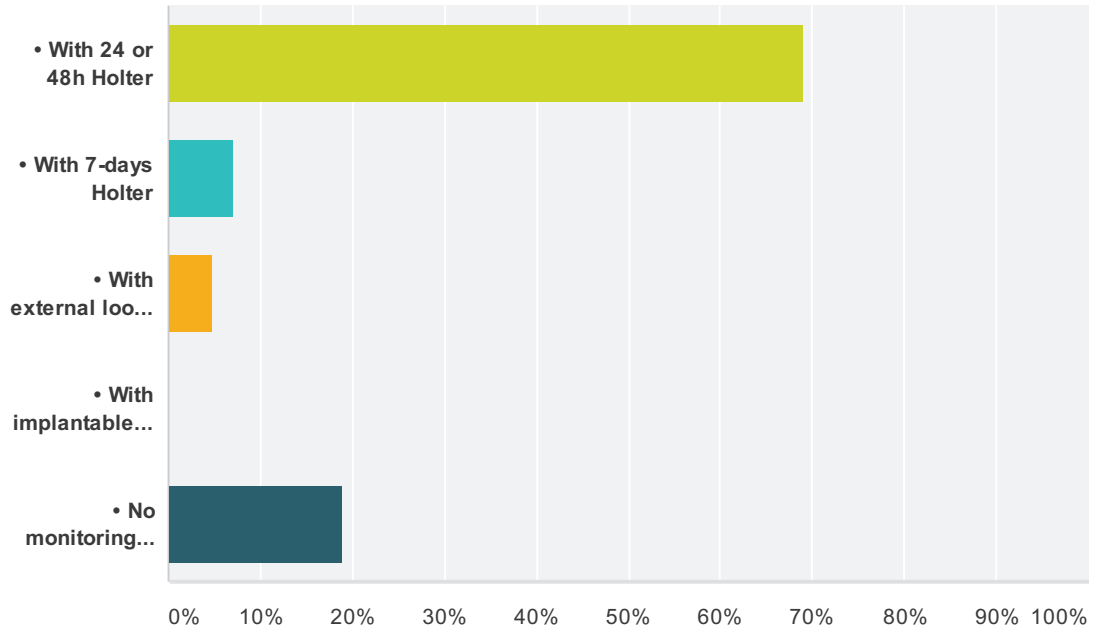
Répondues : 42 Ignorées : 5



Choix de réponses	Réponses
• After one isolated episode	28,57% 12
• With recurrent episodes	61,90% 26
• Never	9,52% 4
<b>Total</b>	<b>42</b>

### Q18 At your institution how are patients with atrial fibrillation (AF) evaluated for adequate rate control?

Répondues : 42 Ignorées : 5

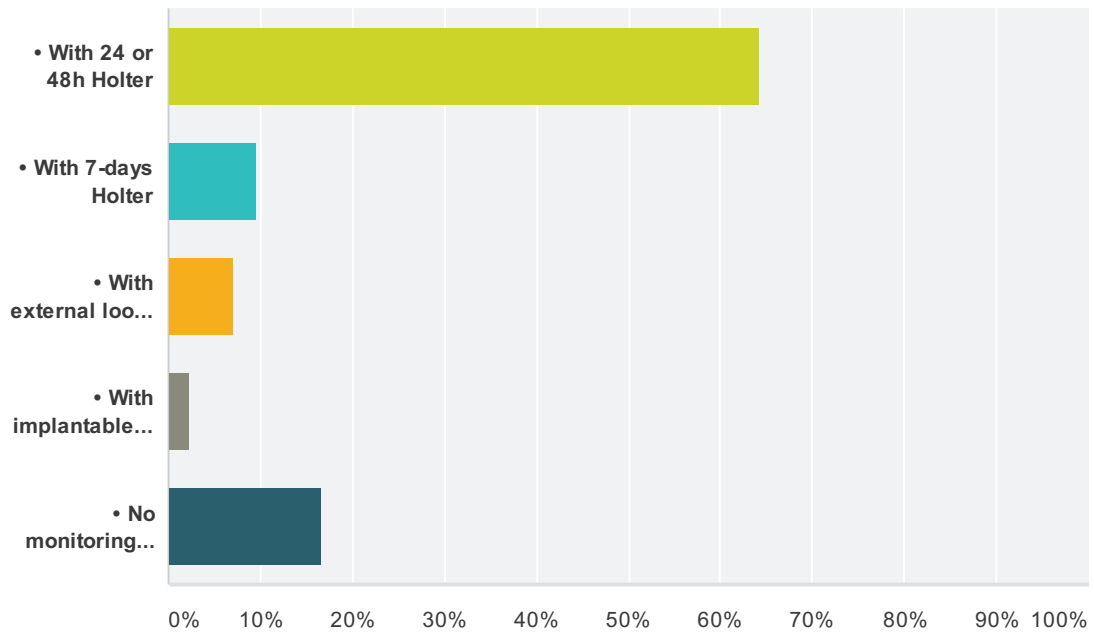


Choix de réponses	Réponses
• With 24 or 48h Holter	69,05% 29
• With 7-days Holter	7,14% 3
• With external loop recorder (ELR)	4,76% 2
• With implantable loop recorder (ILR)	0,00% 0
• No monitoring system used	19,05% 8
<b>Total</b>	<b>42</b>



### Q19 At your institution how are patients with atrial fibrillation (AF) evaluated for adequate rhythm control during treatment with antiarrhythmic drugs?

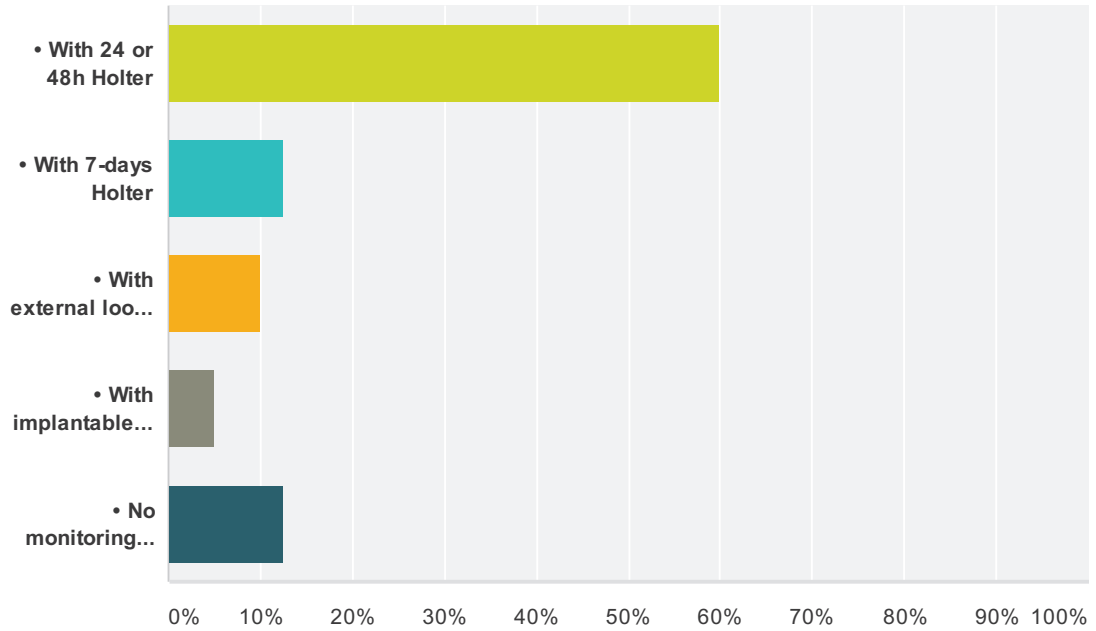
Répondues : 42 Ignorées : 5



Choix de réponses	Réponses
• With 24 or 48h Holter	64,29% 27
• With 7-days Holter	9,52% 4
• With external loop recorder (ELR)	7,14% 3
• With implantable loop recorder (ILR)	2,38% 1
• No monitoring system used	16,67% 7
<b>Total</b>	<b>42</b>

### Q20 At your institution how are patients with atrial fibrillation (AF) evaluated for adequate rhythm control after AF ablation?

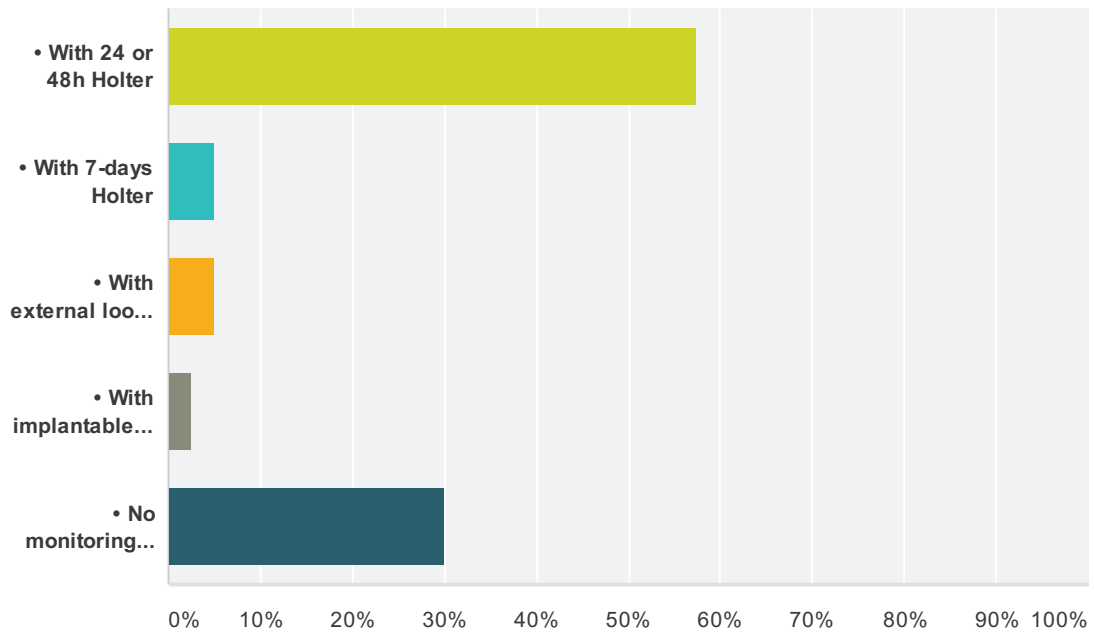
Répondues : 40 Ignorées : 7



Choix de réponses	Réponses
• With 24 or 48h Holter	60,00% 24
• With 7-days Holter	12,50% 5
• With external loop recoder (ELR)	10,00% 4
• With implantable loop recoder (ILR)	5,00% 2
• No monitoring system used	12,50% 5
<b>Total</b>	<b>40</b>

### Q21 At your institution how are patients with CHA2DS2-VASc score 2 or higher evaluated for asymptomatic atrial fibrillation?

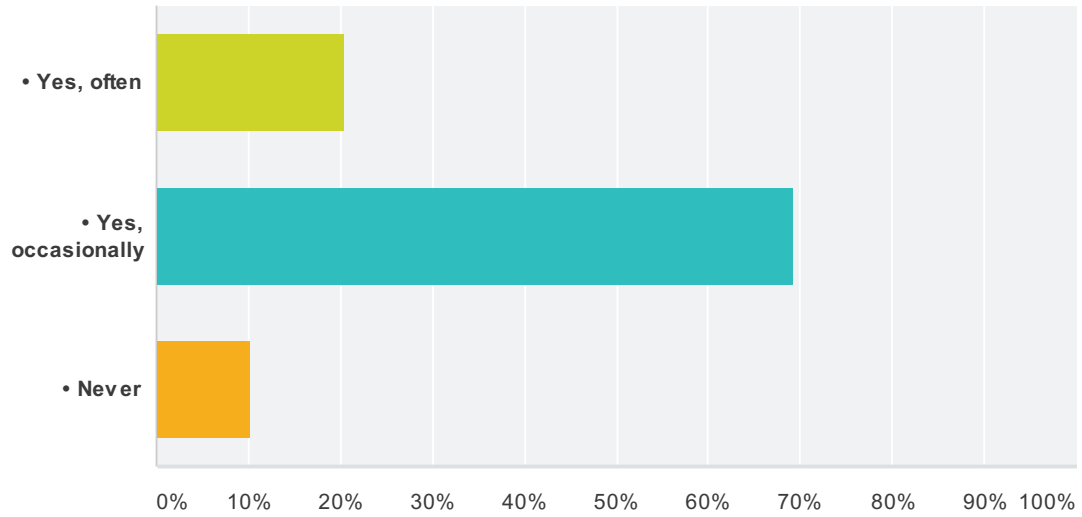
Répondues : 40 Ignorées : 7



Choix de réponses	Réponses
• With 24 or 48h Holter	57,50% 23
• With 7-days Holter	5,00% 2
• With external loop recorder (ELR)	5,00% 2
• With implantable loop recorder (ILR)	2,50% 1
• No monitoring system used	30,00% 12
<b>Total</b>	<b>40</b>

### Q22 At your institution are ILR used to document arrhythmic cause of syncope in inherited cardiomyopathies?

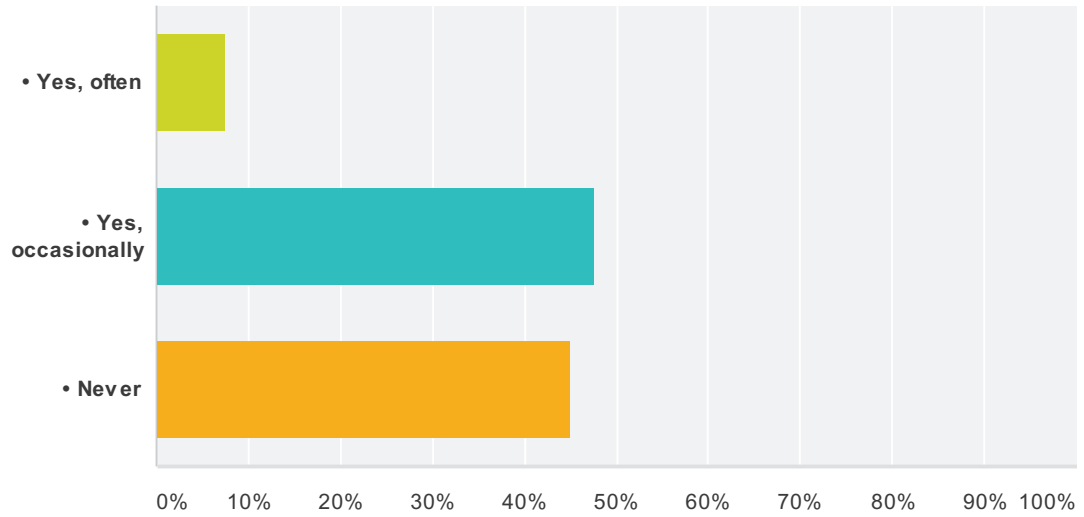
Répondues : 39 Ignorées : 8



Choix de réponses	Réponses
• Yes, often	20,51% 8
• Yes, occasionally	69,23% 27
• Never	10,26% 4
<b>Total</b>	<b>39</b>

### Q23 At your institution are Holter and/or ELR used to evaluate palpitations in patients with pacemaker or ICD?

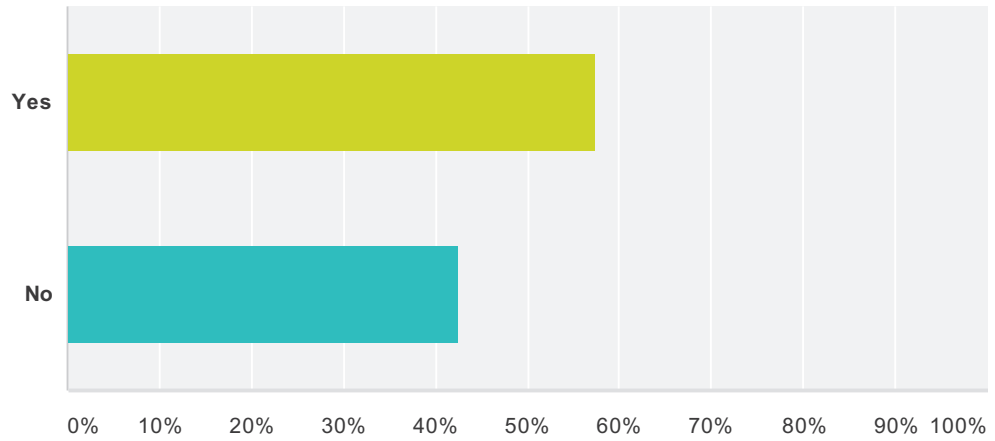
Répondues : 40 Ignorées : 7



Choix de réponses	Réponses
• Yes, often	7,50% 3
• Yes, occasionally	47,50% 19
• Never	45,00% 18
<b>Total</b>	<b>40</b>

**Q24 An insertable cardiac monitor (Medtronic Reveal Linq) has recently become available. Is this type of monitor used in your institution?**

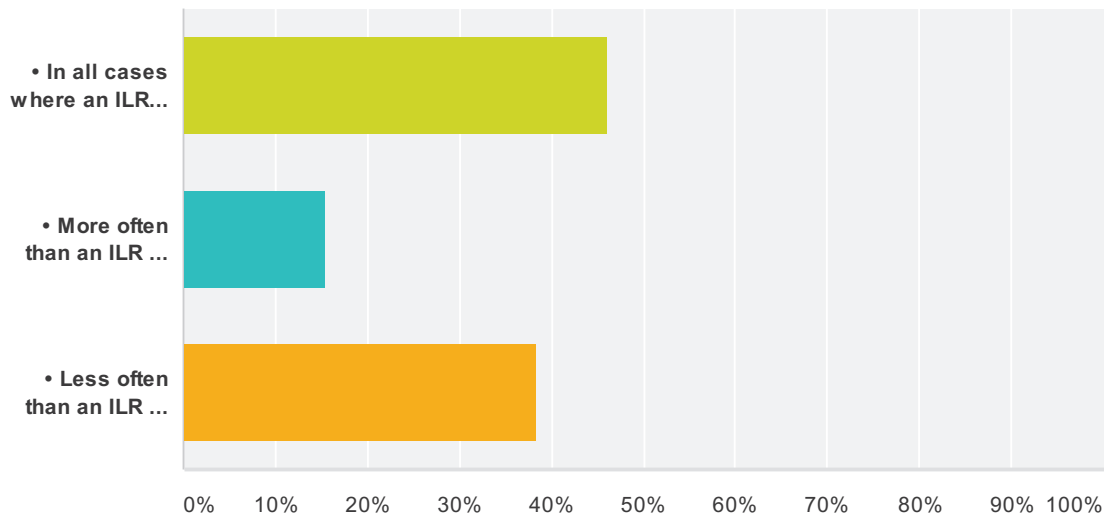
Répondues : 40 Ignorées : 7



Choix de réponses	Réponses	
Yes	57,50%	23
No	42,50%	17
<b>Total</b>		<b>40</b>

**Q25 If the answer to the previous question was “yes”, in which cases is the insertable cardiac monitor used?**

Répondues : 26 Ignorées : 21



Choix de réponses	Réponses
• In all cases where an ILR would be used	46,15% 12
• More often than an ILR → please specify	15,38% 4
• Less often than an ILR → please specify	38,46% 10
<b>Total</b>	<b>26</b>