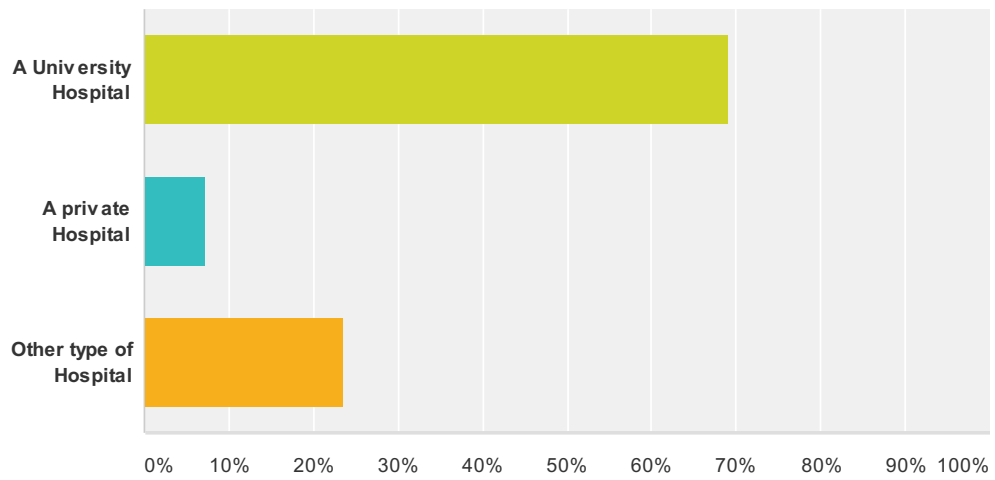


Q1 Is Your institution :

Répondues : 68 Ignorées : 0



Choix de réponses	Réponses
A University Hospital	69,12% 47
A private Hospital	7,35% 5
Other type of Hospital	23,53% 16
Total	68

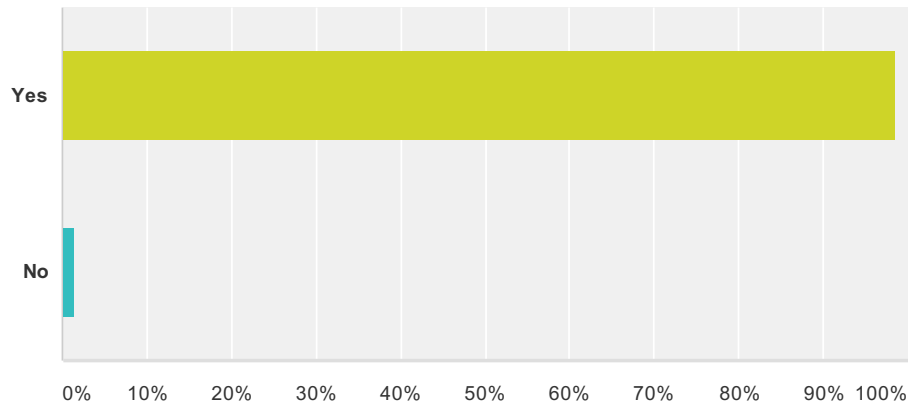
Q2 Institution:

Répondues : 66 Ignorées : 2

Choix de réponses	Réponses	
Institution name	100,00%	66
Your email address (Non mandatory answer)	66,67%	44

Q3 Would you be comfortable if we acknowledge your center in the Europe Journal and on the Website?

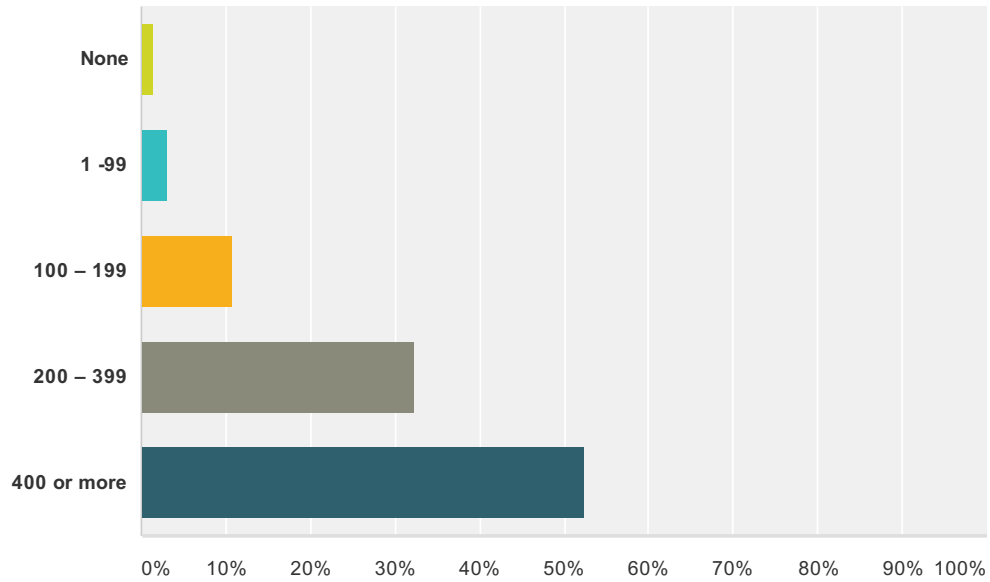
Répondues : 68 Ignorées : 0



Choix de réponses	Réponses	
Yes	98,53%	67
No	1,47%	1
Total		68

Q4 Total Number of device implants at your institution last calendar year:

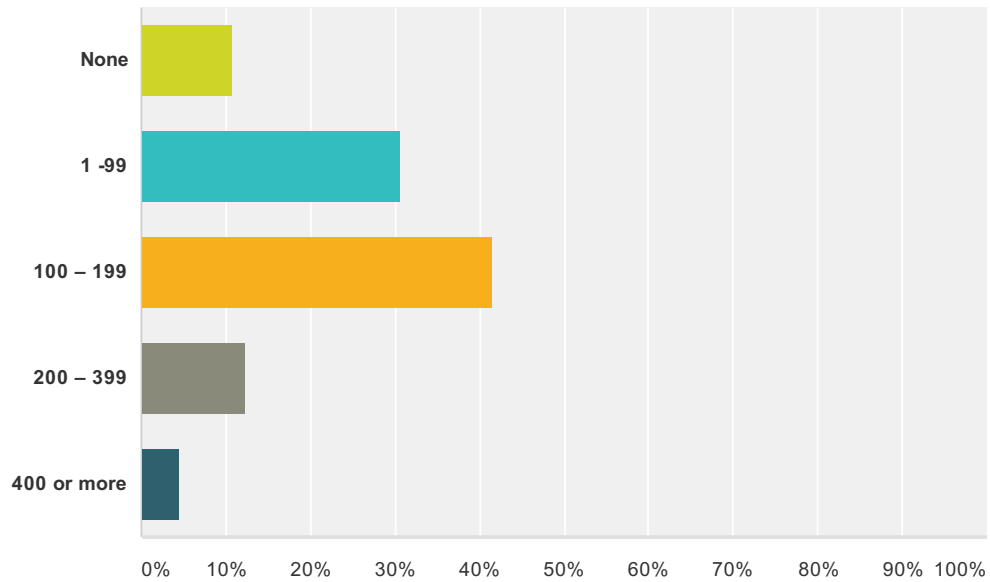
Répondues : 65 Ignorées : 3



Choix de réponses	Réponses
None	1,54% 1
1 -99	3,08% 2
100 – 199	10,77% 7
200 – 399	32,31% 21
400 or more	52,31% 34
Total	65

Q5 Number of all ICD (single, dual and CRT) implants at your institution last calendar year

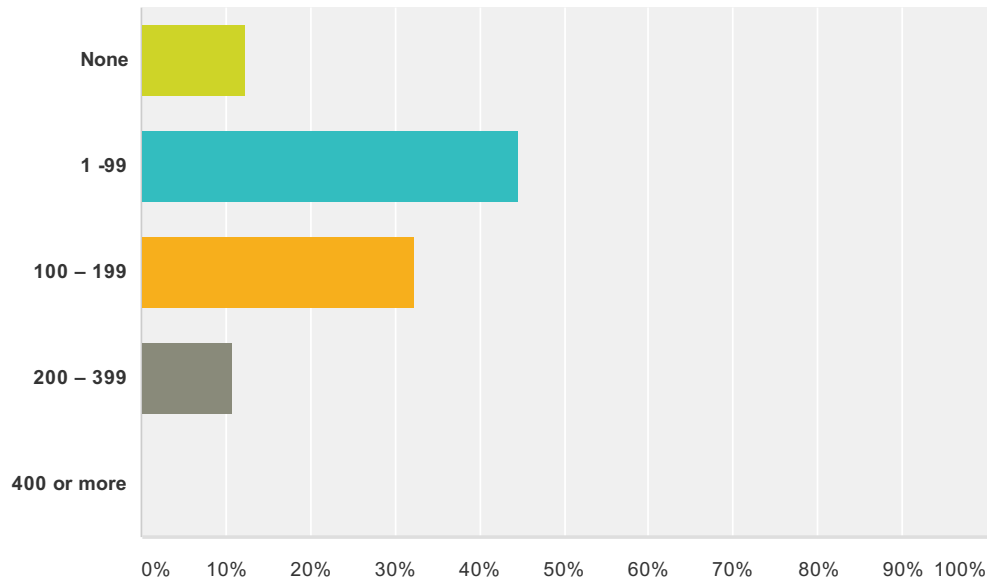
Répondues : 65 Ignorées : 3



Choix de réponses	Réponses	
None	10,77%	7
1 -99	30,77%	20
100 – 199	41,54%	27
200 – 399	12,31%	8
400 or more	4,62%	3
Total		65

Q6 Total Number of CRT implants (pacemaker and ICD) at your institution last calendar year:

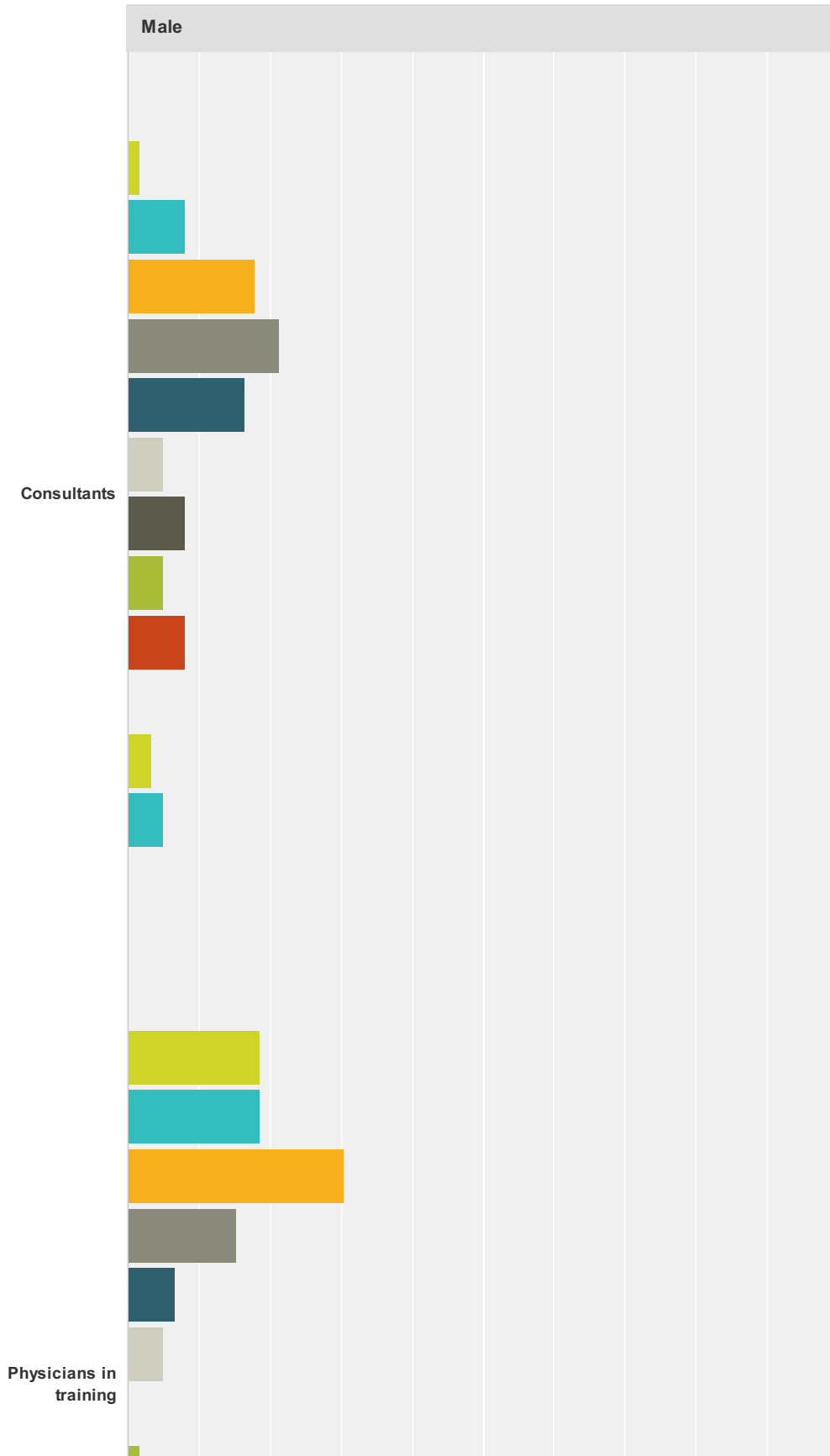
Répondues : 65 Ignorées : 3



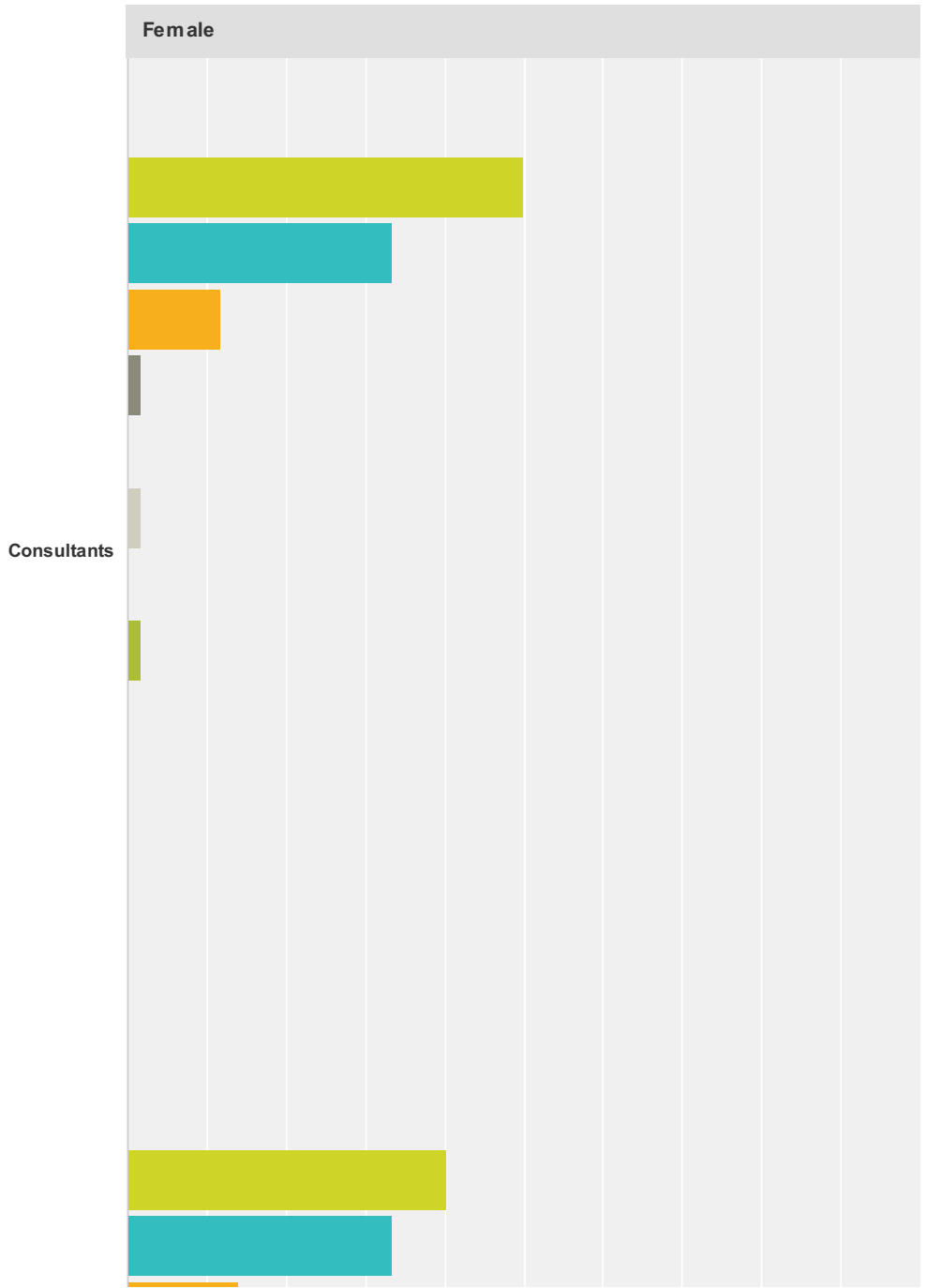
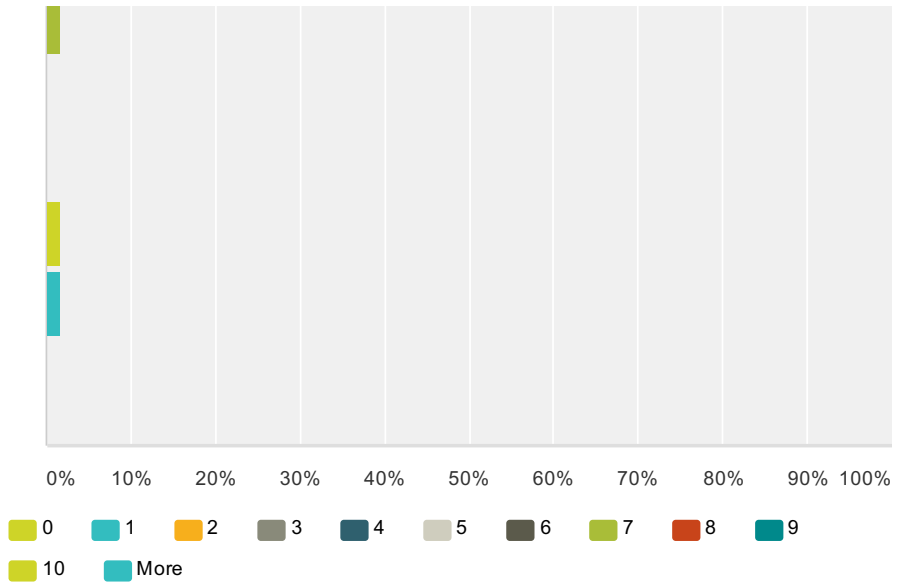
Choix de réponses	Réponses
None	12,31% 8
1 -99	44,62% 29
100 – 199	32,31% 21
200 – 399	10,77% 7
400 or more	0,00% 0
Total	65

Q7 Staffing of cardiac device department/section: what is the balance between males/females?

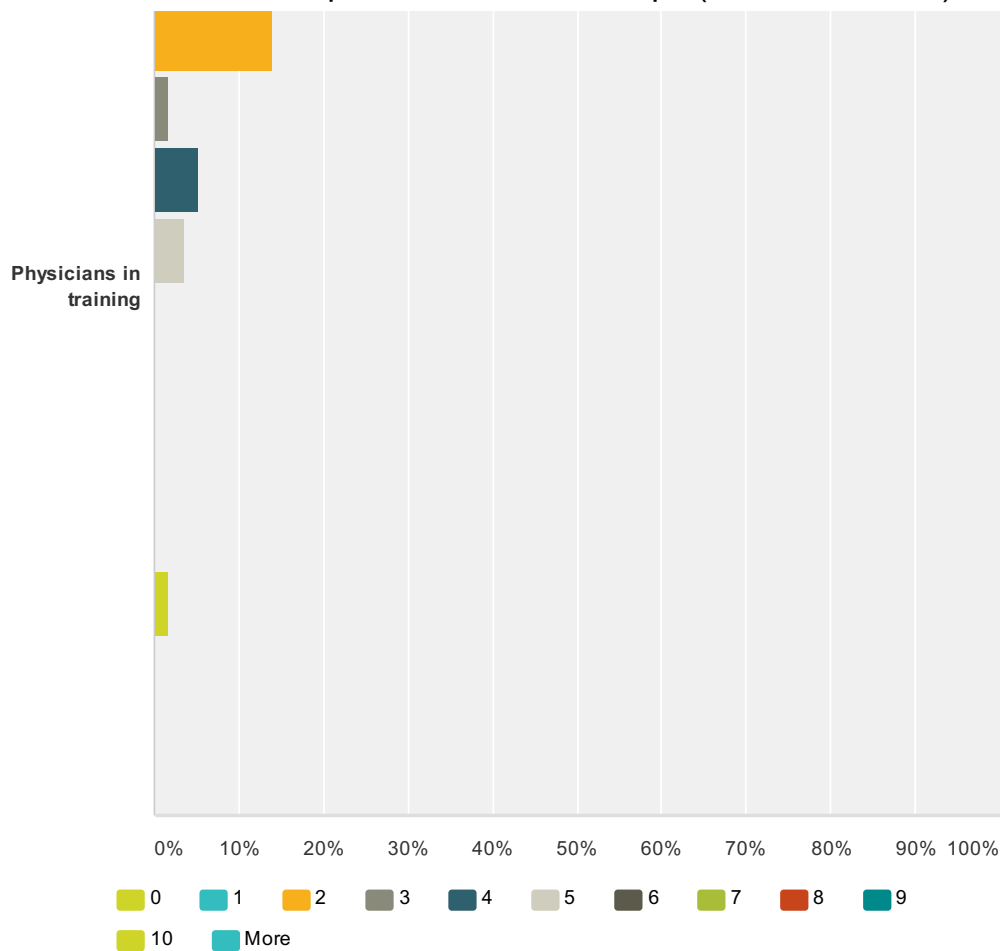
Répondues : 62 Ignorées : 6



EP WIRE on "Standards for device implantation and follow ups (PPM, ICD, CRT): Personnel and



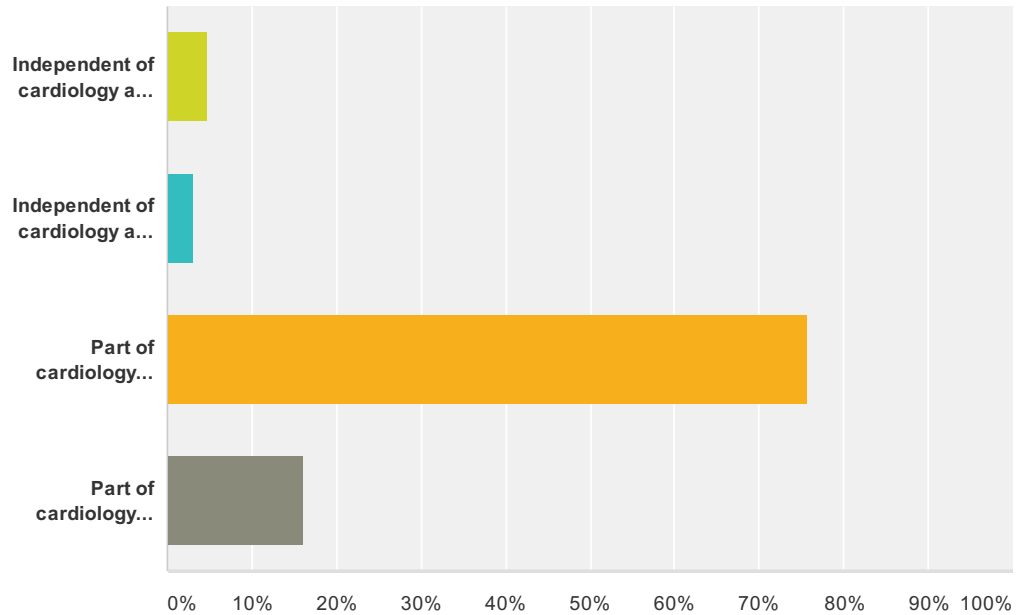
EP WIRE on "Standards for device implantation and follow ups (PPM, ICD, CRT): Personnel and



Male													
	0	1	2	3	4	5	6	7	8	9	10	More	Total
Consultants	1,64% 1	8,20% 5	18,03% 11	21,31% 13	16,39% 10	4,92% 3	8,20% 5	4,92% 3	8,20% 5	0,00% 0	3,28% 2	4,92% 3	61
Physicians in training	18,64% 11	18,64% 11	30,51% 18	15,25% 9	6,78% 4	5,08% 3	0,00% 0	1,69% 1	0,00% 0	0,00% 0	1,69% 1	1,69% 1	59
Female													
	0	1	2	3	4	5	6	7	8	9	10	More	Total
Consultants	50,00% 30	33,33% 20	11,67% 7	1,67% 1	0,00% 0	1,67% 1	0,00% 0	1,67% 1	0,00% 0	0,00% 0	0,00% 0	0,00% 0	60
Physicians in training	40,35% 23	33,33% 19	14,04% 8	1,75% 1	5,26% 3	3,51% 2	0,00% 0	0,00% 0	0,00% 0	0,00% 0	1,75% 1	0,00% 0	57

Q8 What is the structure of the cardiac device department in your hospital?

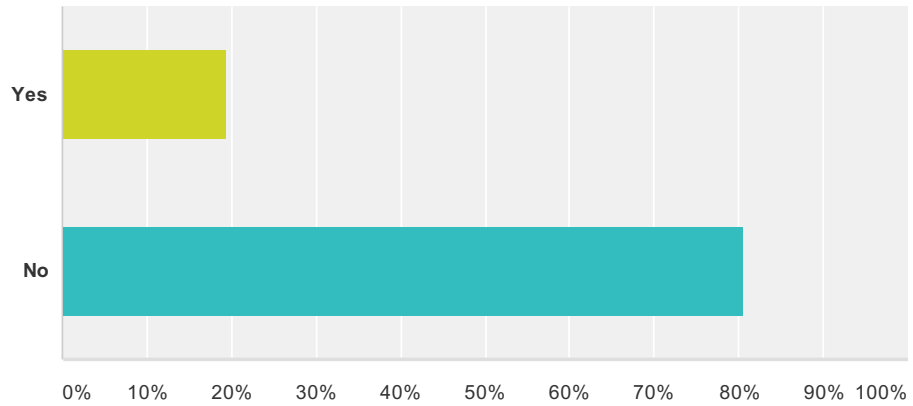
Répondues : 62 Ignorées : 6



Choix de réponses	Réponses
Independent of cardiology and joined with EP	4,84% 3
Independent of cardiology and separate from EP	3,23% 2
Part of cardiology department and joined with EP	75,81% 47
Part of cardiology department and separate from EP	16,13% 10
Total	62

Q9 Is the head of cardiology a heart rhythm specialist?

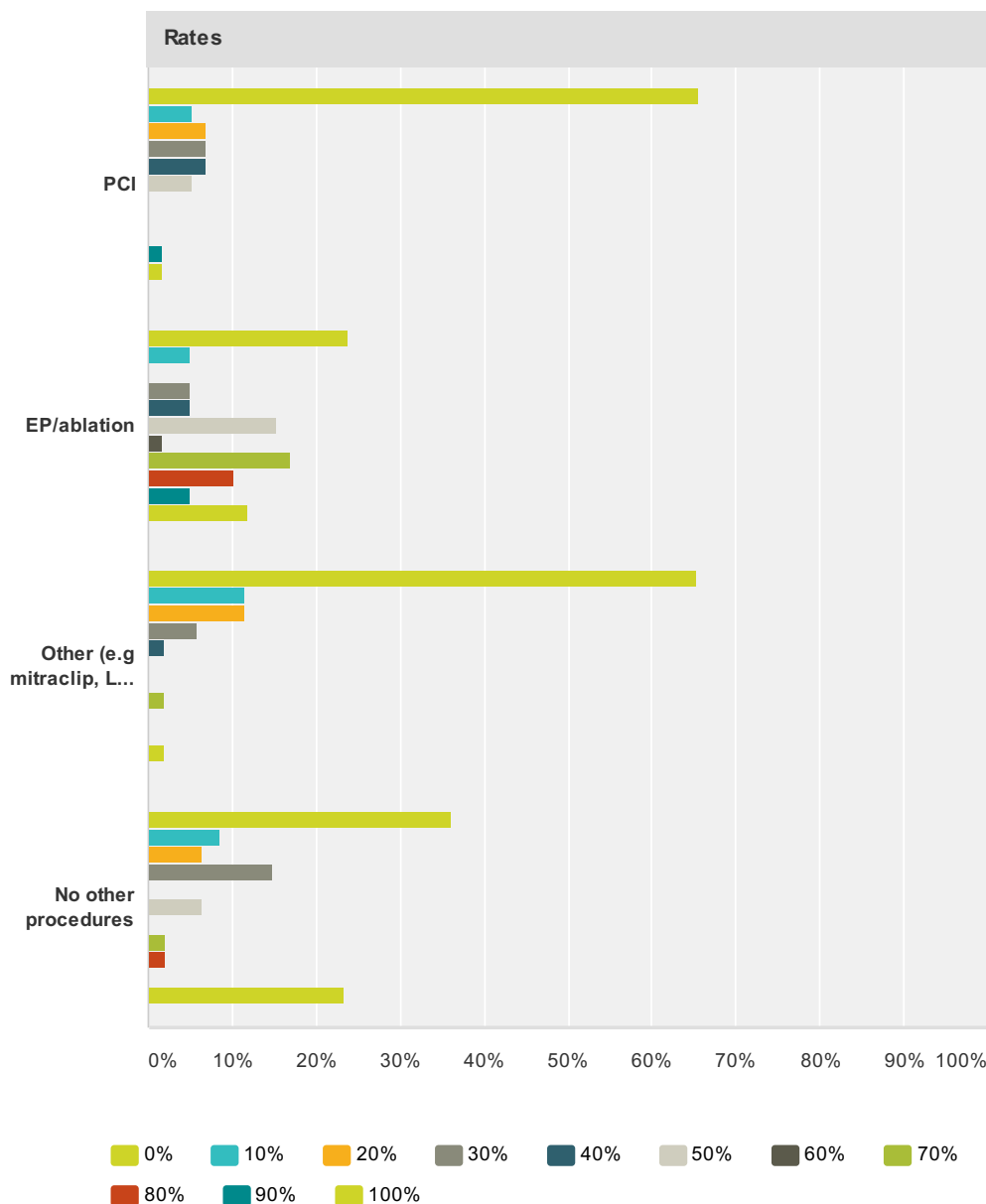
Répondues : 62 Ignorées : 6



Choix de réponses	Réponses	
Yes	19,35%	12
No	80,65%	50
Total		62

Q10 What percentage of device implanting physicians perform other procedures as well (total should be 100%)?

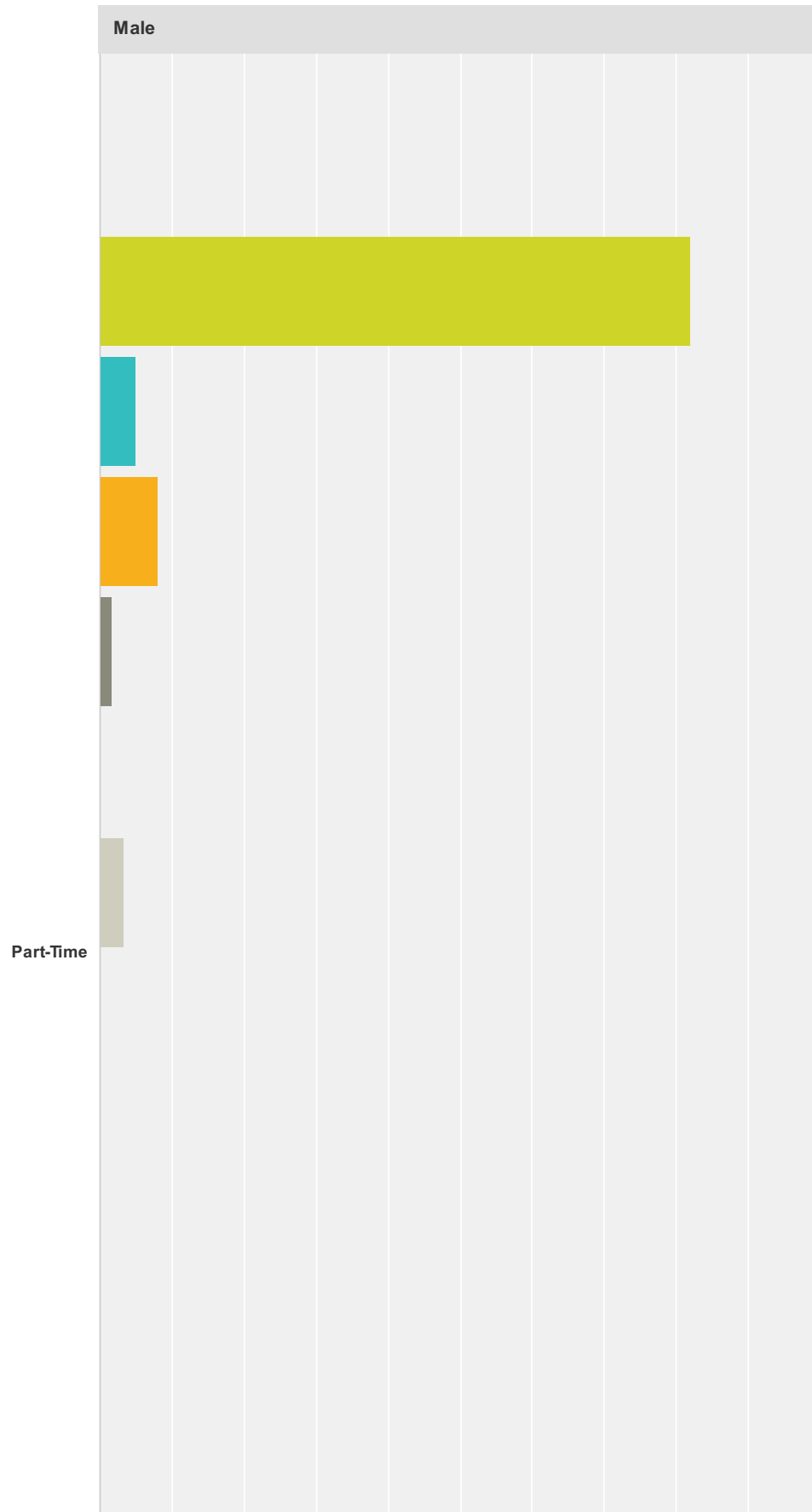
Répondues : 62 Ignorées : 6



Rates												
	0%	10%	20%	30%	40%	50%	60%	70%	80%	90%	100%	Total
PCI	65,52% 38	5,17% 3	6,90% 4	6,90% 4	6,90% 4	5,17% 3	0,00% 0	0,00% 0	0,00% 0	1,72% 1	1,72% 1	58
EP/ablation	23,73% 14	5,08% 3	0,00% 0	5,08% 3	5,08% 3	15,25% 9	1,69% 1	16,95% 10	10,17% 6	5,08% 3	11,86% 7	59
Other (e.g. mitraclip, LAA occlusion)	65,38% 34	11,54% 6	11,54% 6	5,77% 3	1,92% 1	0,00% 0	0,00% 0	1,92% 1	0,00% 0	0,00% 0	1,92% 1	52
No other procedures	36,17% 17	8,51% 4	6,38% 3	14,89% 7	0,00% 0	6,38% 3	0,00% 0	2,13% 1	2,13% 1	0,00% 0	23,40% 11	47

Q11 How many device implanting physicians work part-time?

Répondues : 61 Ignorées : 7



EP WIRE on "Standards for device implantation and follow ups (PPM, ICD, CRT): Personnel and

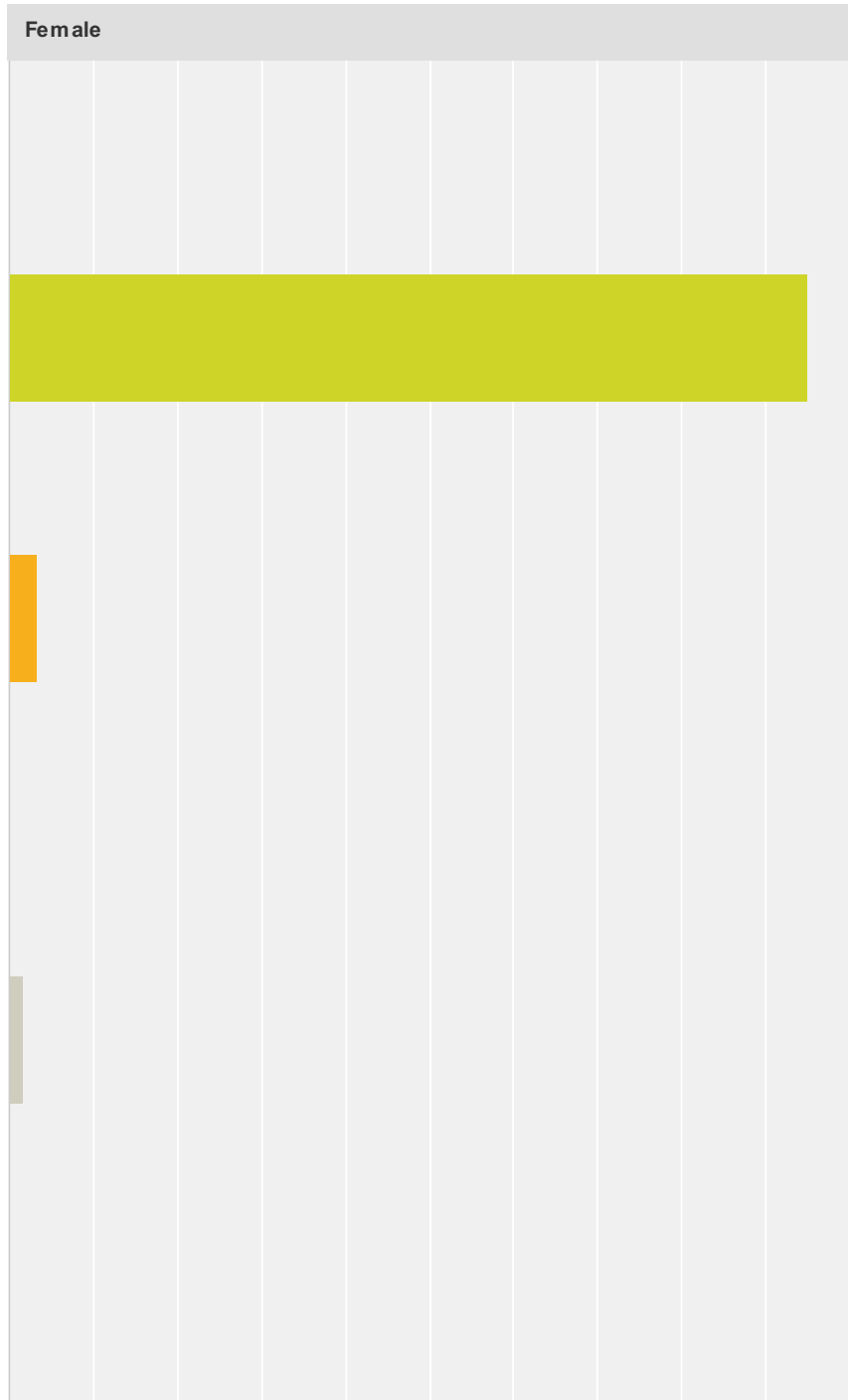


0% 10% 20% 30% 40% 50% 60% 70% 80% 90% 100%


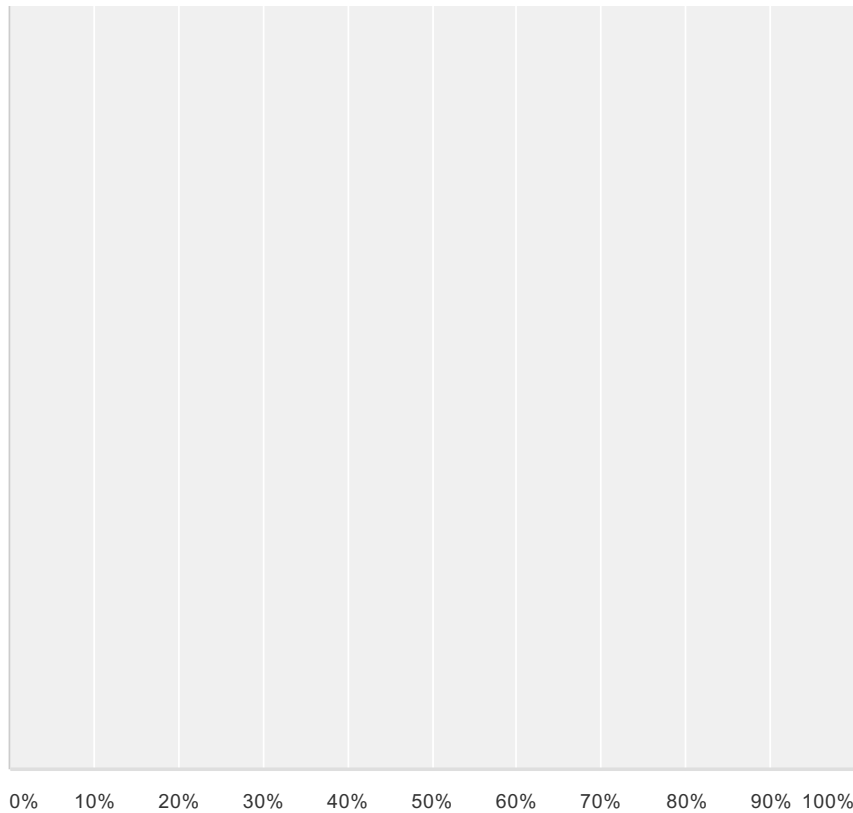
- 0
- 1
- 2
- 3
- 4
- 5
- 6
- 7
- 8
- 9
- 10
- More

Female

Part-Time



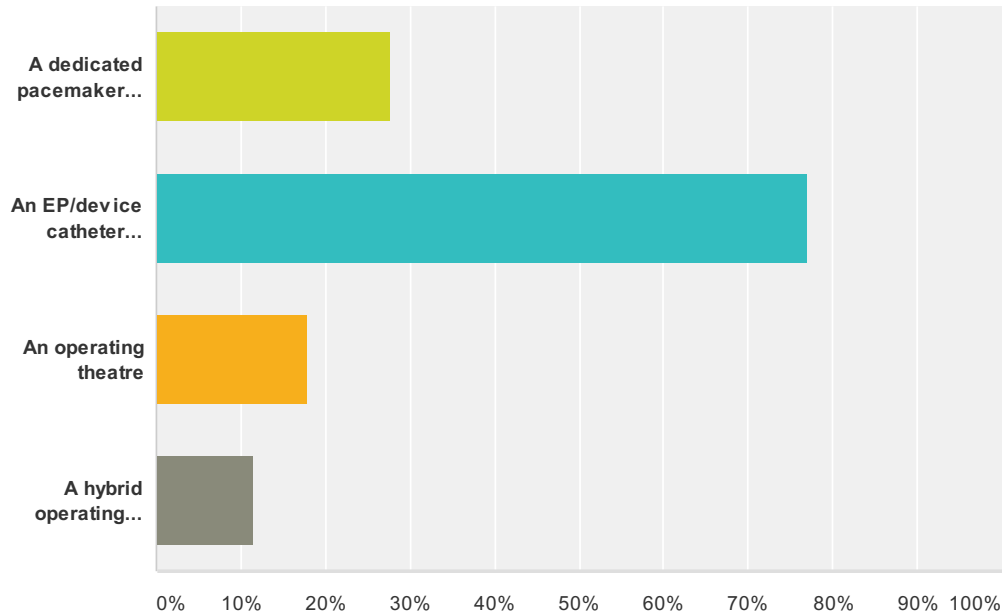
EP WIRE on "Standards for device implantation and follow ups (PPM, ICD, CRT): Personnel and



Male													
	0	1	2	3	4	5	6	7	8	9	10	More	Total
Part-Time	81,97% 50	4,92% 3	8,20% 5	1,64% 1	0,00% 0	3,28% 2	0,00% 0	0,00% 0	0,00% 0	0,00% 0	0,00% 0	0,00% 0	61
Female													
	0	1	2	3	4	5	6	7	8	9	10	More	Total
Part-Time	95,08% 58	0,00% 0	3,28% 2	0,00% 0	0,00% 0	1,64% 1	0,00% 0	0,00% 0	0,00% 0	0,00% 0	0,00% 0	0,00% 0	61

Q12 Device implantation is performed in: (more than one answer possible)

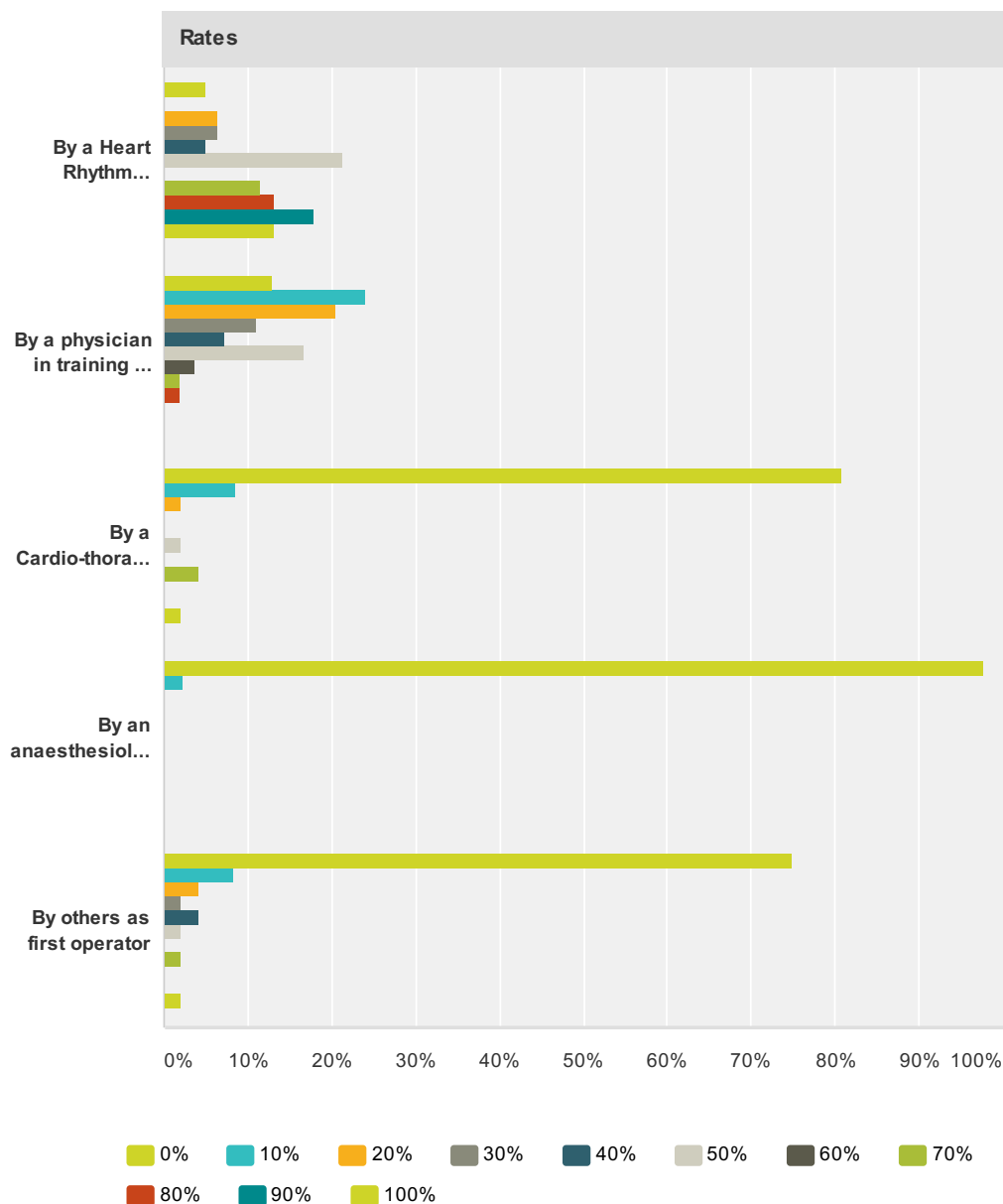
Répondues : 61 Ignorées : 7



Choix de réponses	Réponses
A dedicated pacemaker theatre	27,87% 17
An EP/device catheter laboratory	77,05% 47
An operating theatre	18,03% 11
A hybrid operating theatre	11,48% 7
Nombre total de personnes interrogées : 61	

Q13 What proportion of device implantation (including generator changes) is performed as below (total should be 100%):

Répondues : 61 Ignorées : 7



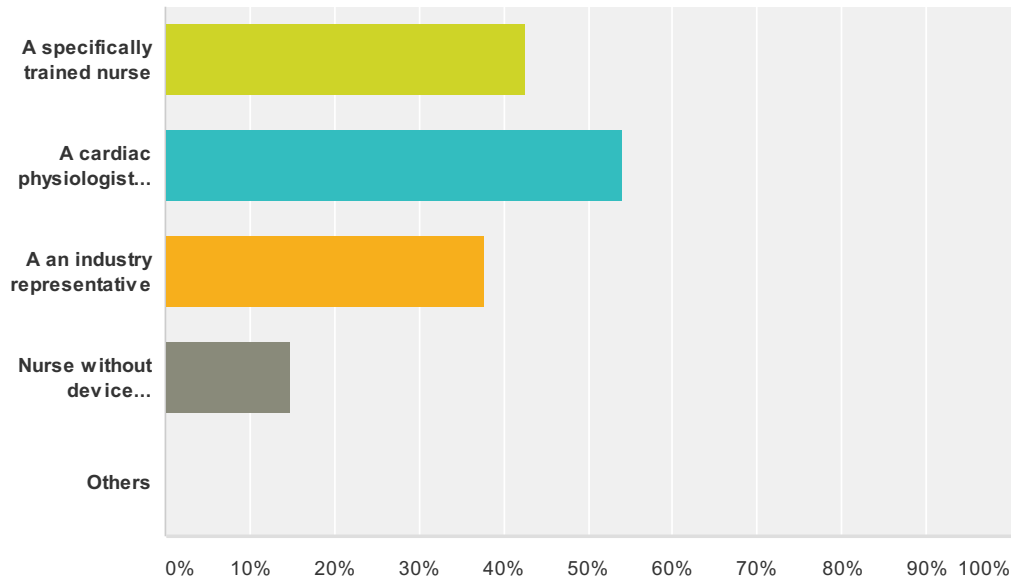
Rates												
	0%	10%	20%	30%	40%	50%	60%	70%	80%	90%	100%	Total
By a Heart Rhythm Consultant as first operator	4,92% 3	0,00% 0	6,56% 4	6,56% 4	4,92% 3	21,31% 13	0,00% 0	11,48% 7	13,11% 8	18,03% 11	13,11% 8	61
By a physician in training as first operator	12,96% 7	24,07% 13	20,37% 11	11,11% 6	7,41% 4	16,67% 9	3,70% 2	1,85% 1	1,85% 1	0,00% 0	0,00% 0	54

EP WIRE on "Standards for device implantation and follow ups (PPM, ICD, CRT): Personnel and

By a Cardio-thoracic surgeon as first operator (excluding epicardial)	80,85% 38	8,51% 4	2,13% 1	0,00% 0	0,00% 0	2,13% 1	0,00% 0	4,26% 2	0,00% 0	0,00% 0	2,13% 1	47
By an anaesthesiologist as first operator	97,67% 42	2,33% 1	0,00% 0	0,00% 0	0,00% 0	0,00% 0	0,00% 0	0,00% 0	0,00% 0	0,00% 0	0,00% 0	43
By others as first operator	75,00% 36	8,33% 4	4,17% 2	2,08% 1	4,17% 2	2,08% 1	0,00% 0	2,08% 1	0,00% 0	0,00% 0	2,08% 1	48

Q14 During device implantation for the assessment of lead parameters and device programming the physician implanter is assisted by:

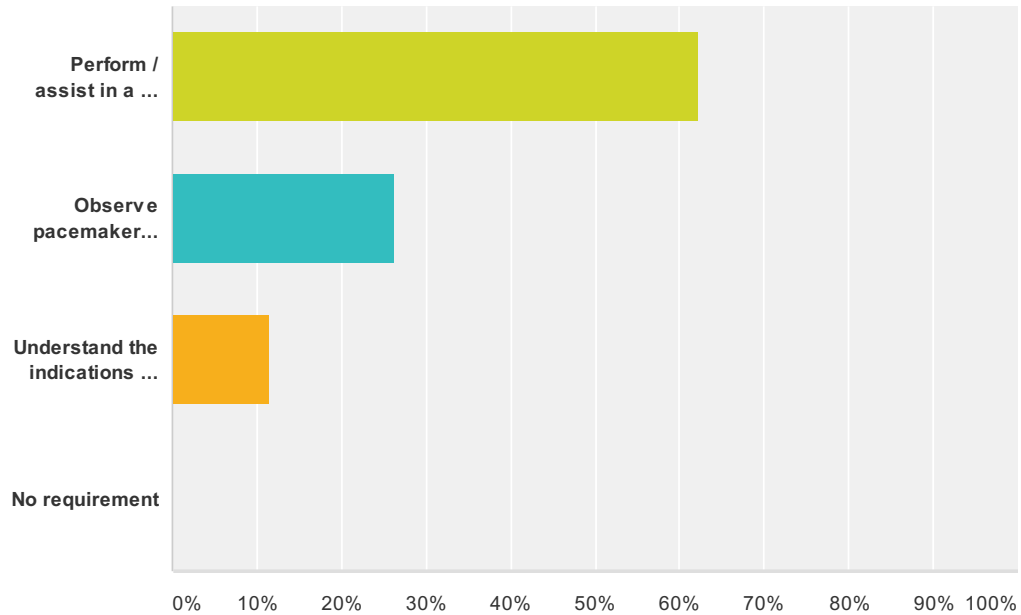
Répondues : 61 Ignorées : 7



Choix de réponses	Réponses
A specifically trained nurse	42,62% 26
A cardiac physiologist / technician	54,10% 33
A an industry representative	37,70% 23
Nurse without device programming skill	14,75% 9
Others	0,00% 0
Nombre total de personnes interrogées : 61	

Q15 During General Cardiology training all trainees have a requirement to:

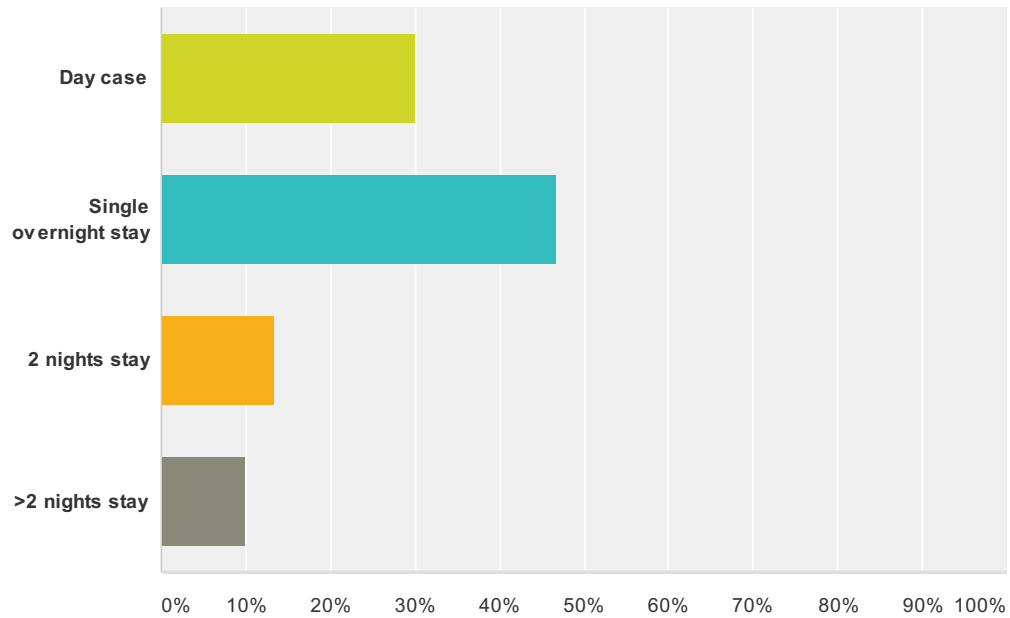
Répondues : 61 Ignorées : 7



Choix de réponses	Réponses
Perform / assist in a set number of pacemaker implants	62,30% 38
Observe pacemaker implants only	26,23% 16
Understand the indications for pacing only / other	11,48% 7
No requirement	0,00% 0
Total	61

Q16 The normal (planned) duration of admission for routine outpatient device implantation is:

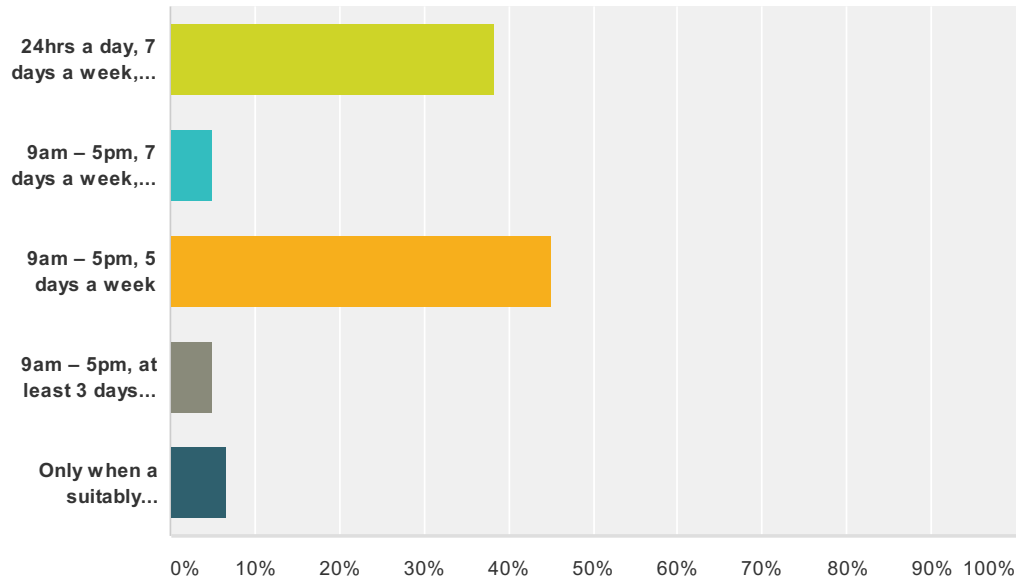
Répondues : 60 Ignorées : 8



Choix de réponses	Réponses	
Day case	30,00%	18
Single overnight stay	46,67%	28
2 nights stay	13,33%	8
>2 nights stay	10,00%	6
Total		60

Q17 Device implantation for urgent cases is available:

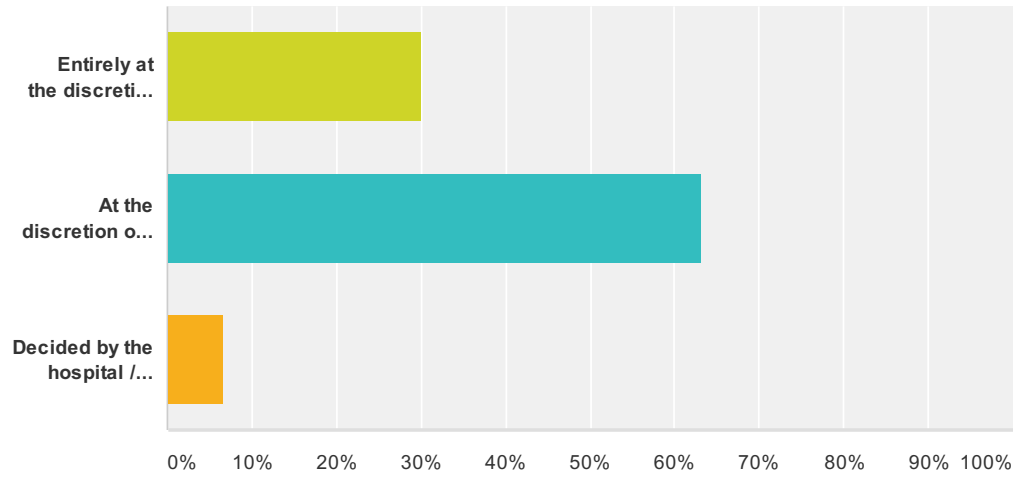
Répondues : 60 Ignorées : 8



Choix de réponses	Réponses
24hrs a day, 7 days a week, 365 days a year	38,33% 23
9am - 5pm, 7 days a week, 365 days a year	5,00% 3
9am - 5pm, 5 days a week	45,00% 27
9am - 5pm, at least 3 days a week	5,00% 3
Only when a suitably trained physician is available	6,67% 4
Total	60

Q18 In your centre the choice of device manufacturer is:

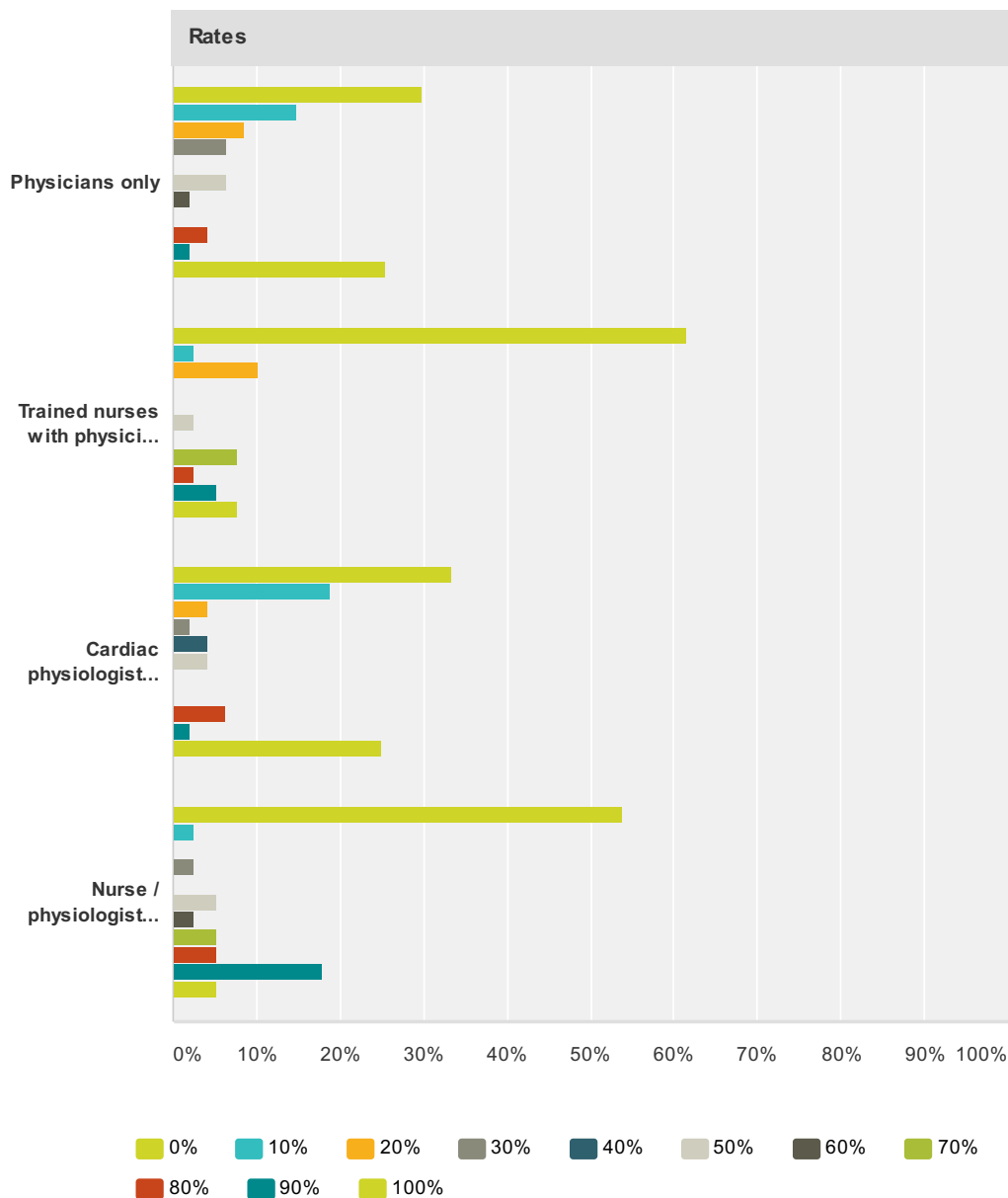
Répondues : 60 Ignorées : 8



Choix de réponses	Réponses
Entirely at the discretion of the Consultant responsible for the patient	30,00% 18
At the discretion of the consultant within 2-3 suppliers as per tender	63,33% 38
Decided by the hospital / insurance company (i.e. not by Consultant)	6,67% 4
Total	60

Q19 What proportion of device follow-up is performed by (physician assistance means physician actually present at follow-up) – total should be 100%:

Répondues : 60 Ignorées : 8



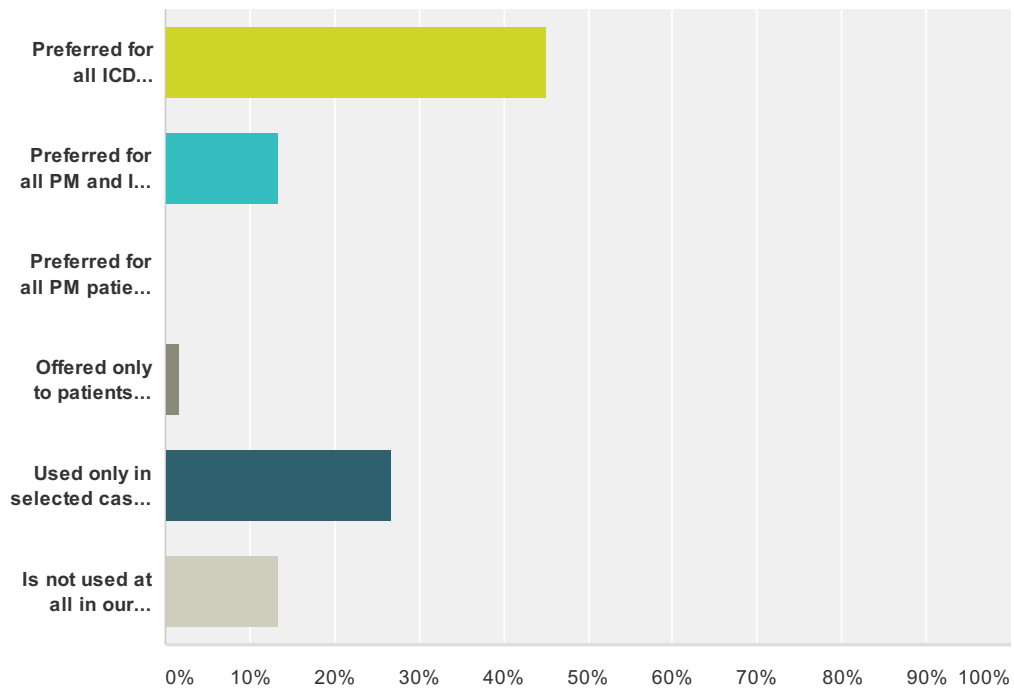
Rates												
	0%	10%	20%	30%	40%	50%	60%	70%	80%	90%	100%	Total
Physicians only	29,79% 14	14,89% 7	8,51% 4	6,38% 3	0,00% 0	6,38% 3	2,13% 1	0,00% 0	4,26% 2	2,13% 1	25,53% 12	47
Trained nurses with physician assistance	61,54% 24	2,56% 1	10,26% 4	0,00% 0	0,00% 0	2,56% 1	0,00% 0	7,69% 3	2,56% 1	5,13% 2	7,69% 3	39
Cardiac physiologists / technicians with physician assistance	33,33% 16	18,75% 9	4,17% 2	2,08% 1	4,17% 2	4,17% 2	0,00% 0	0,00% 0	6,25% 3	2,08% 1	25,00% 12	48

EP WIRE on "Standards for device implantation and follow ups (PPM, ICD, CRT): Personnel and

Nurse / physiologist without physician assistance	53,85% 21	2,56% 1	0,00% 0	2,56% 1	0,00% 0	5,13% 2	2,56% 1	5,13% 2	5,13% 2	17,95% 7	5,13% 2	39
---	--------------	------------	------------	------------	------------	------------	------------	------------	------------	-------------	------------	----

Q20 Remote follow-up is:

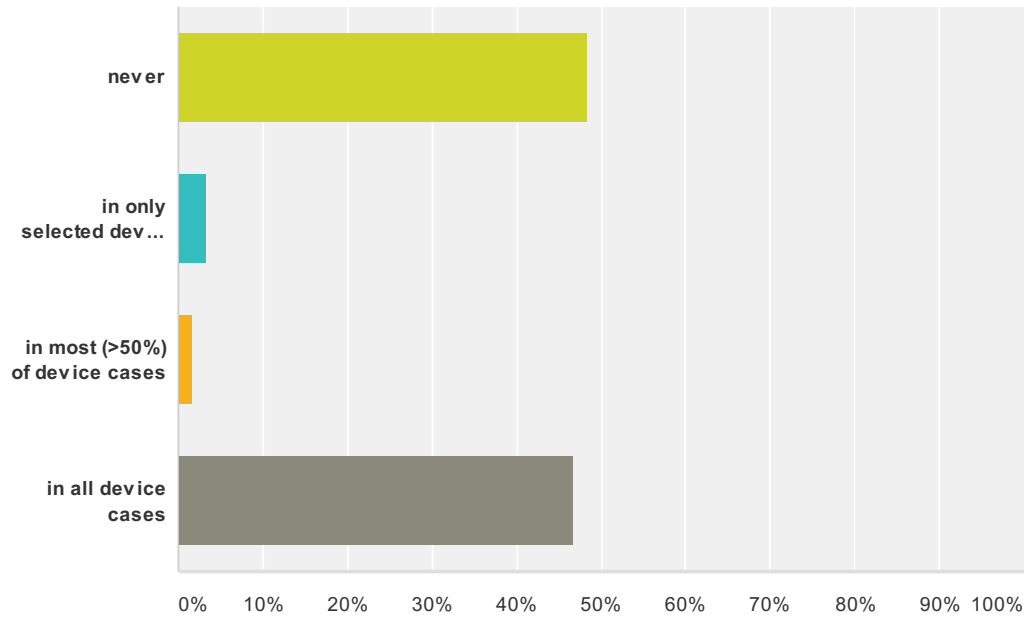
Répondues : 60 Ignorées : 8



Choix de réponses	Réponses
Preferred for all ICD patients only	45,00% 27
Preferred for all PM and ICD patients	13,33% 8
Preferred for all PM patients only	0,00% 0
Offered only to patients living further from the centre (more than 1 hour drive)	1,67% 1
Used only in selected cases for other reasons	26,67% 16
Is not used at all in our centre	13,33% 8
Total	60

Q21 At the time of device implantation an X-ray technician (Radiographer) is present to assist in positioning the fluoroscopy and in image acquisition :

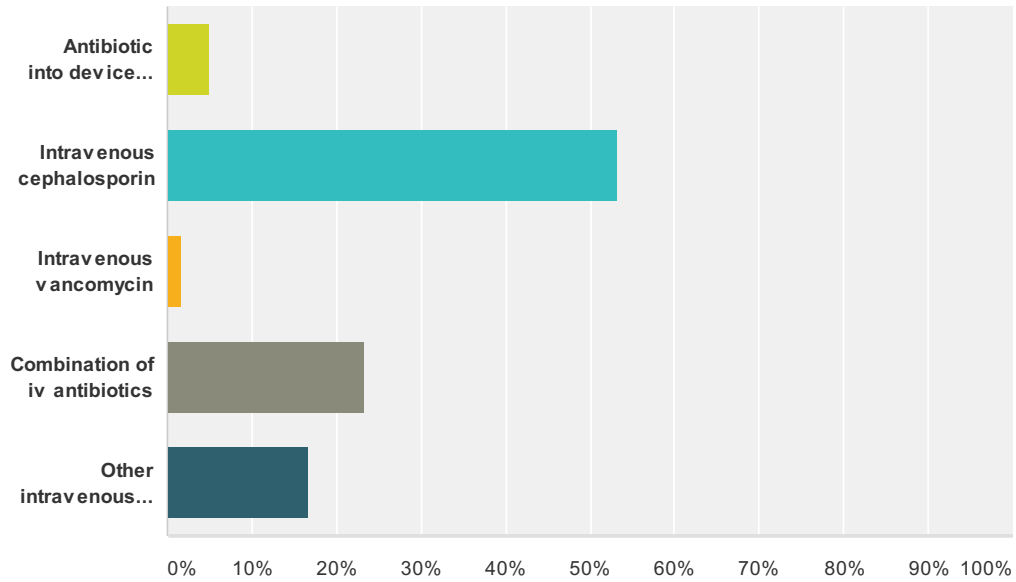
Répondues : 60 Ignorées : 8



Choix de réponses	Réponses
never	48,33% 29
in only selected device cases e.g CRT	3,33% 2
in most (>50%) of device cases	1,67% 1
in all device cases	46,67% 28
Total	60

Q22 What is your usual periprocedural antibiotic regime?

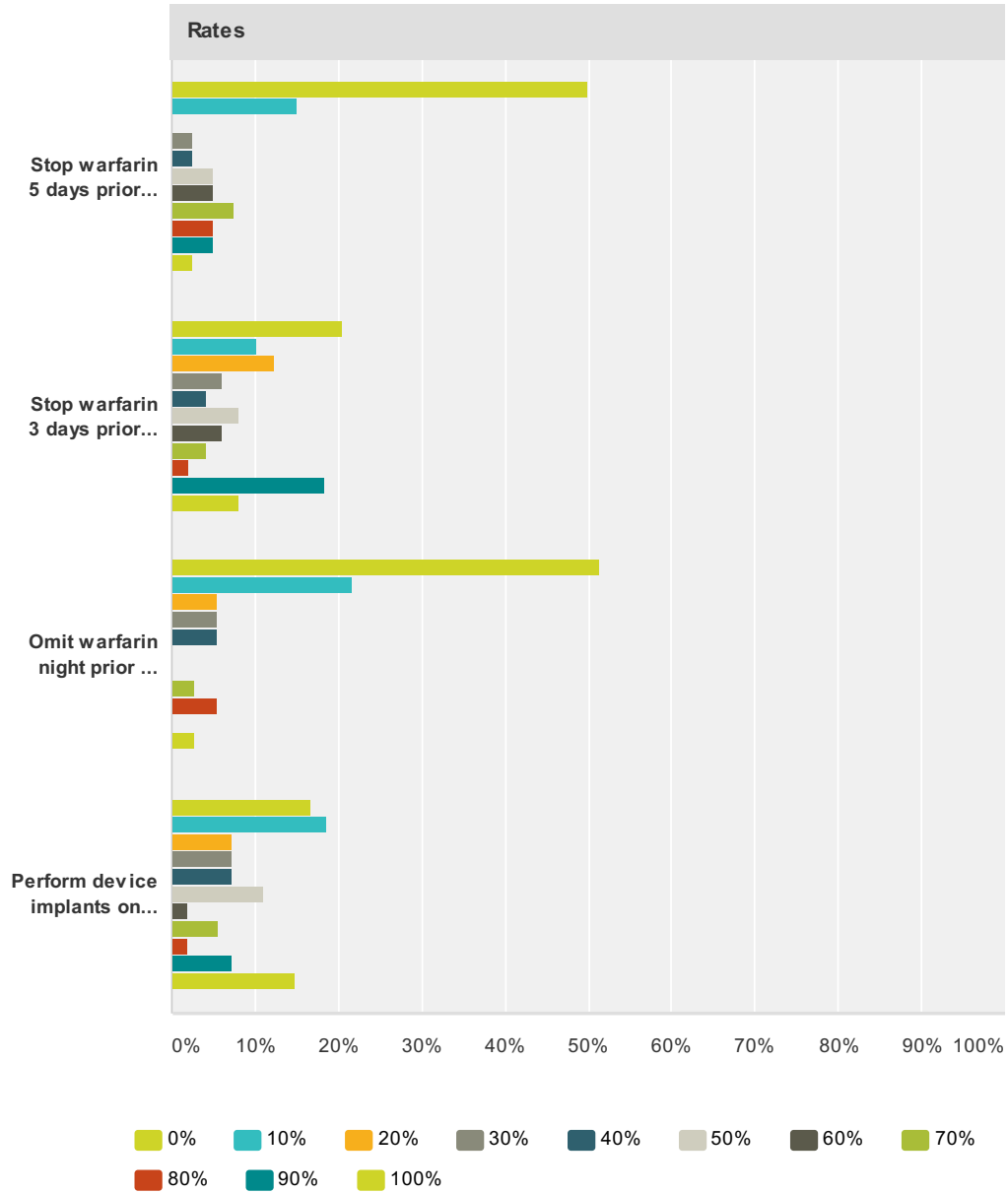
Répondues : 60 Ignorées : 8



Choix de réponses	Réponses
Antibiotic into device pocket	5,00% 3
Intravenous cephalosporin	53,33% 32
Intravenous vancomycin	1,67% 1
Combination of iv antibiotics	23,33% 14
Other intravenous antibiotic	16,67% 10
Total	60

Q23 Regarding warfarin anticoagulation at the time of device implantation. What percentage of cases on warfarin are performed as below at your hospital (total 100%)?

Répondues : 60 Ignorées : 8



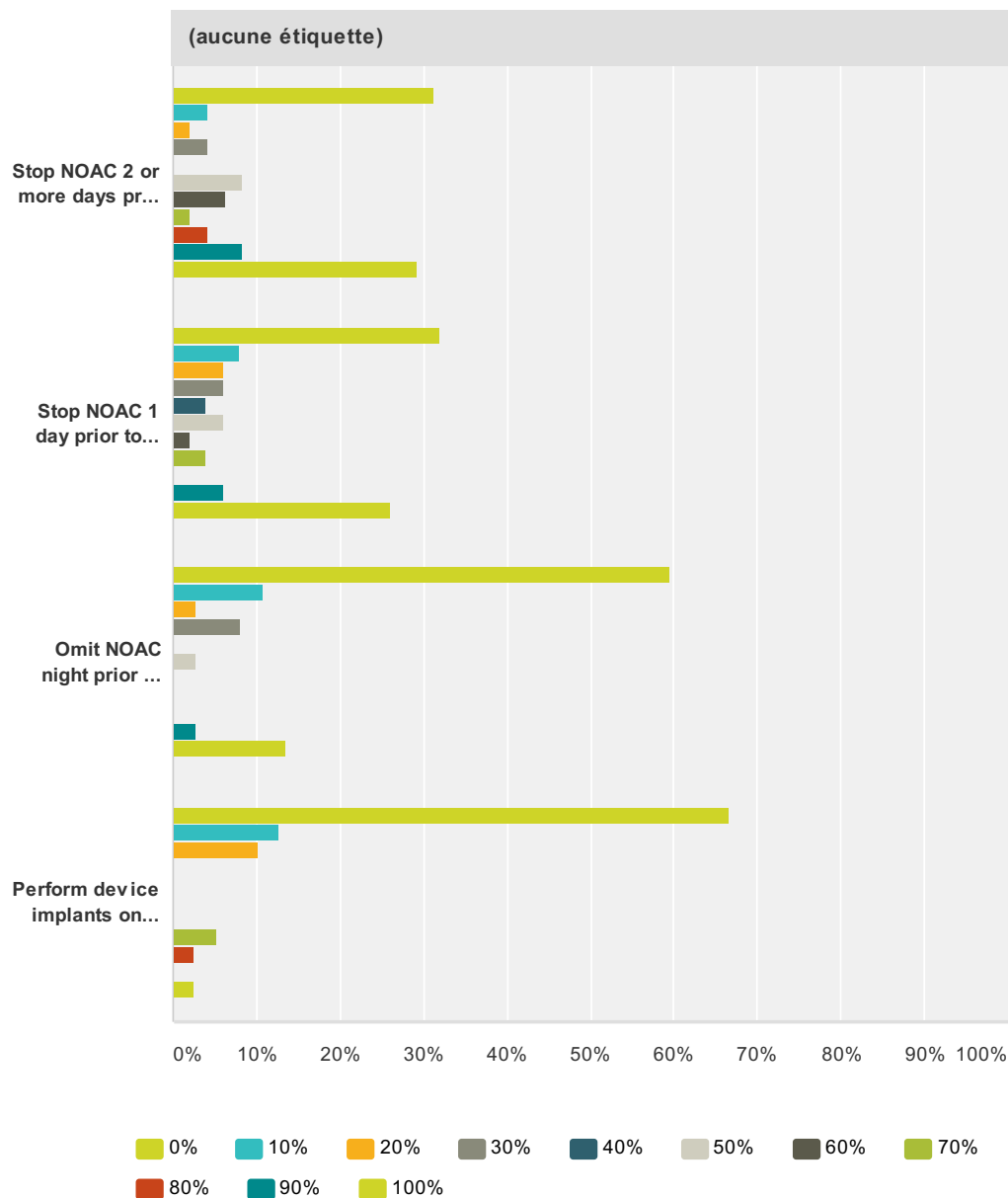
Rates												
	0%	10%	20%	30%	40%	50%	60%	70%	80%	90%	100%	Total
Stop warfarin 5 days prior to the procedure	50,00% 20	15,00% 6	0,00% 0	2,50% 1	2,50% 1	5,00% 2	5,00% 2	7,50% 3	5,00% 2	5,00% 2	2,50% 1	40
Stop warfarin 3 days prior to the procedure	20,41% 10	10,20% 5	12,24% 6	6,12% 3	4,08% 2	8,16% 4	6,12% 3	4,08% 2	2,04% 1	18,37% 9	8,16% 4	49

EP WIRE on "Standards for device implantation and follow ups (PPM, ICD, CRT): Personnel and

Omit warfarin night prior to the procedure	51,35% 19	21,62% 8	5,41% 2	5,41% 2	5,41% 2	0,00% 0	0,00% 0	2,70% 1	5,41% 2	0,00% 0	2,70% 1	37
Perform device implants on warfarin	16,67% 9	18,52% 10	7,41% 4	7,41% 4	7,41% 4	11,11% 6	1,85% 1	5,56% 3	1,85% 1	7,41% 4	14,81% 8	54

Q24 Regarding anticoagulation at the time of device implantation. What percentage of cases on oral anticoagulation are performed as below at your hospital (total 100%)?

Répondues : 60 Ignorées : 8



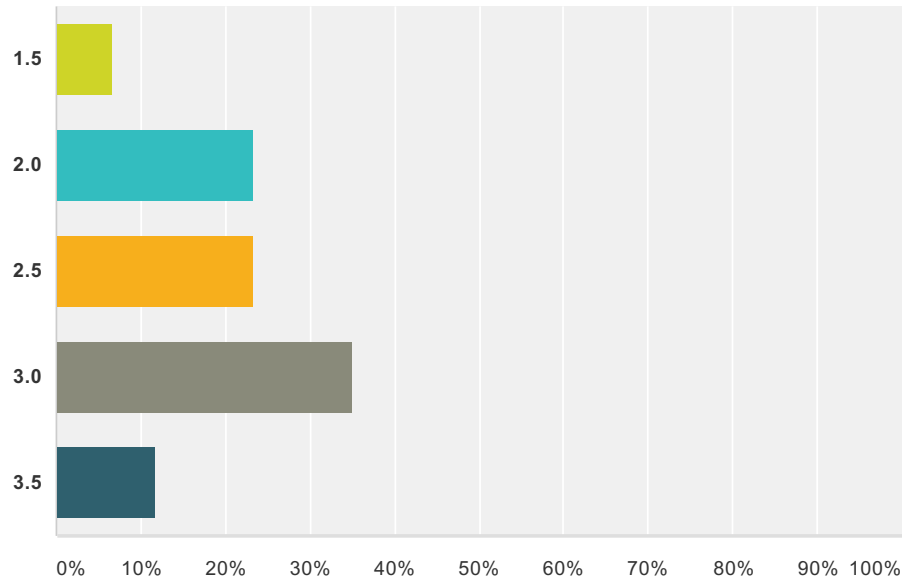
(aucune étiquette)												
	0%	10%	20%	30%	40%	50%	60%	70%	80%	90%	100%	Total
Stop NOAC 2 or more days prior to the procedure	31,25% 15	4,17% 2	2,08% 1	4,17% 2	0,00% 0	8,33% 4	6,25% 3	2,08% 1	4,17% 2	8,33% 4	29,17% 14	48
Stop NOAC 1 day prior to the procedure	32,00% 16	8,00% 4	6,00% 3	6,00% 3	4,00% 2	6,00% 3	2,00% 1	4,00% 2	0,00% 0	6,00% 3	26,00% 13	50
Omit NOAC night prior to the procedure	59,46% 22	10,81% 4	2,70% 1	8,11% 3	0,00% 0	2,70% 1	0,00% 0	0,00% 0	0,00% 0	2,70% 1	13,51% 5	37

EP WIRE on "Standards for device implantation and follow ups (PPM, ICD, CRT): Personnel and

Perform device implants on NOAC	66,67% 26	12,82% 5	10,26% 4	0,00% 0	0,00% 0	0,00% 0	0,00% 0	5,13% 2	2,56% 1	0,00% 0	2,56% 1	39
---------------------------------	--------------	-------------	-------------	------------	------------	------------	------------	------------	------------	------------	------------	----

Q25 If you perform device implants on warfarin what is your upper INR limit?

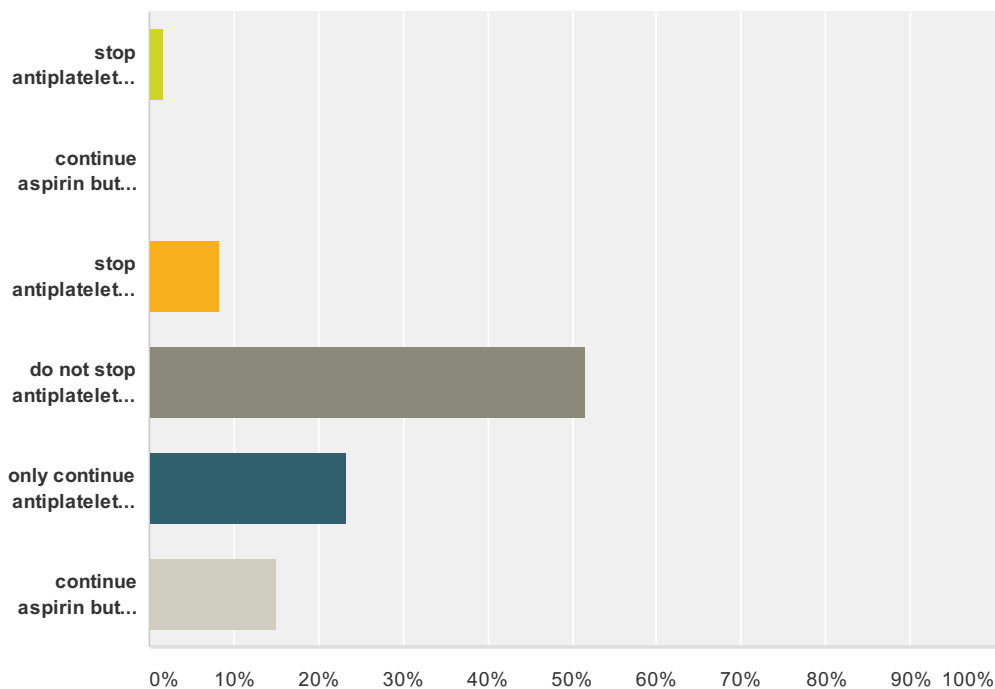
Répondues : 60 Ignorées : 8



Choix de réponses	Réponses	
1.5	6,67%	4
2.0	23,33%	14
2.5	23,33%	14
3.0	35,00%	21
3.5	11,67%	7
Total		60

Q26 For elective patients on antiplatelet treatment (aspirin, clopidogrel, ticagrelor) at our centre we:

Répondues : 60 Ignorées : 8



Choix de réponses

- stop antiplatelets >5 days prior to implant
- continue aspirin but stop other anti platelets >5days before.
- stop antiplatelets 3-5 days prior to implant
- do not stop antiplatelets prior to implant
- only continue antiplatelets in patients with recent (<1year) drug eluting stents
- continue aspirin but stop other anti platelets >5days before.

Réponses

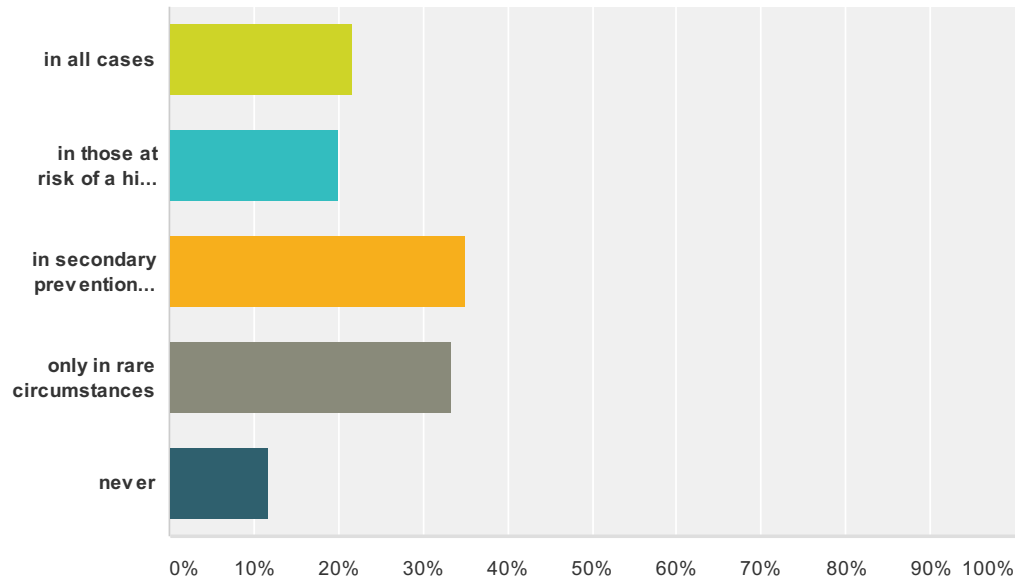
1,67%	1
0,00%	0
8,33%	5
51,67%	31
23,33%	14
15,00%	9

Total

60

Q27 At the time of ICD implantation defibrillation threshold testing (DFT) is performed : (more than one answer possible)

Répondues : 60 Ignorées : 8



Choix de réponses

Réponses

in all cases

21,67%

13

in those at risk of a high DFT (heart failure, right sided implant)

20,00%

12

in secondary prevention devices

35,00%

21

only in rare circumstances

33,33%

20

never

11,67%

7

Nombre total de personnes interrogées : 60