EHRA 2018

THE ANNUAL CONGRESS OF THE EUROPEAN HEART RHYTHM ASSOCIATION

BARCELONA
SPAIN

18 / 20
MARCH
2018

FINAL PROGRAMME

EHRA
European Heart Rhythm Association

ESC
European Society of Cardiology

Building Overview

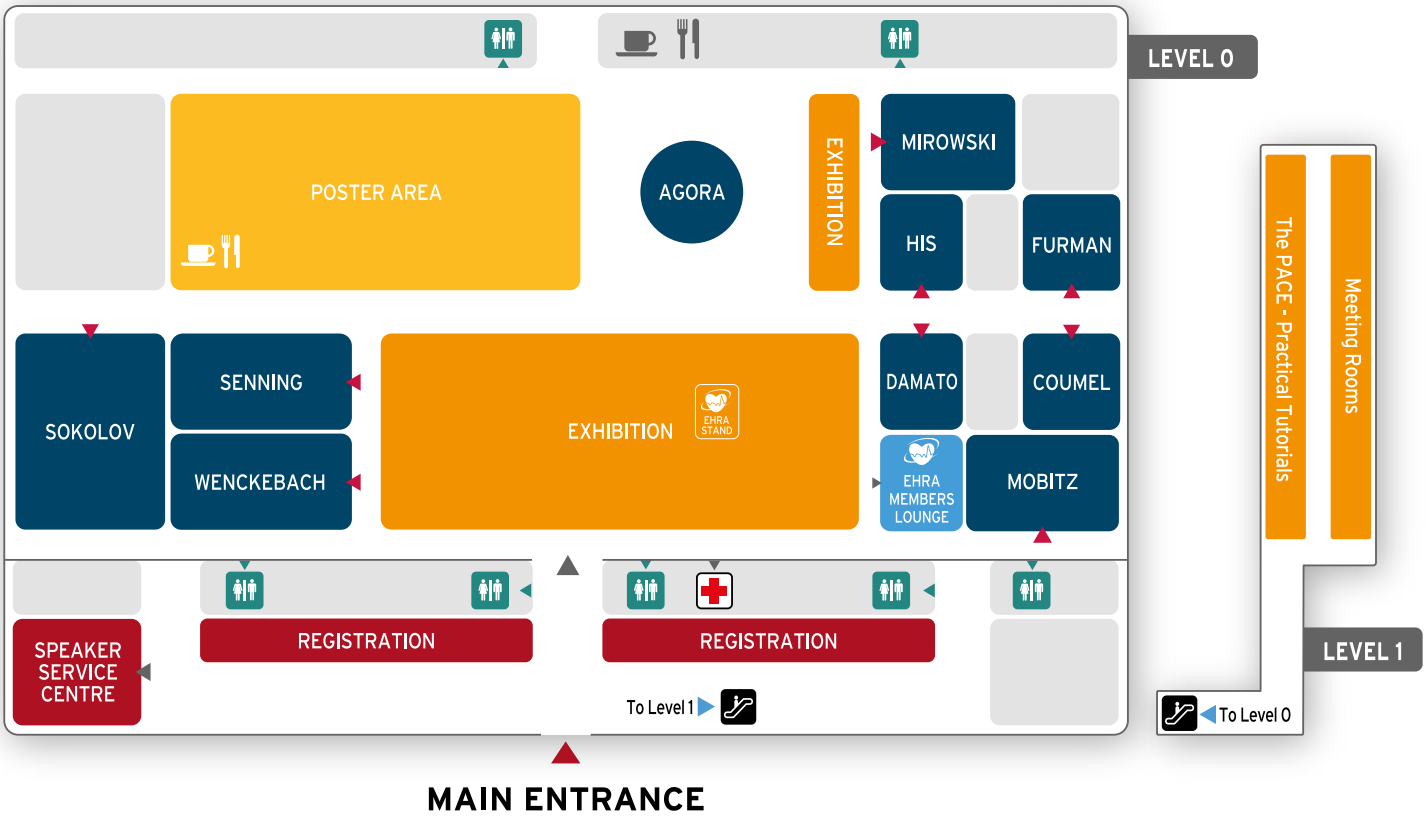

The Organiser :

European Heart Rhythm Association
European Society of Cardiology

European Heart House
Les Templiers - 2035 Route des Colles
CS 80179 Biot
06903 Sophia Antipolis
FRANCE

Tel.: +33.4.92.94.76.00
Fax: +33.4.92.94.76.01

The Venue:

Fira Gran Via

North Entrance - Hall 8
Carrer del Foc, 37
08038 Barcelona
SPAIN

Welcome Address

EHRA 2018: NEW dates, NEW format, Same scientific excellence!

EHRA Congress is now annual and focused on the needs of the electrophysiology community which we represent.
2018 topic tackles: "The essentials for your everyday practice: from simple to complex arrhythmia, from atrial fibrillation to stroke".

The EHRA Scientific Programme Committee has developed a top quality scientific programme designed to provide attendees with the latest in science and education in the field of cardiac rhythm disturbances and therapies.

Highly acclaimed scientific sessions will cover all aspects of pacing and electrophysiology. Delegates will have the chance to discover new research, learn from world renowned experts, exchange with colleagues and peers through new interactive voting installed in sessions.

We wish you a warm welcome to EHRA 2018 and the beautiful city of Barcelona.

Prof. Christophe Leclercq (FR)
EHRA Scientific Programme Chairperson

Prof. Helmut Pürerfellner (AT)
EHRA Scientific Programme Co-Chairperson

Scientific Programme Committee

Prof. Christophe Leclercq (FR)
EHRA Scientific Programme Chairperson

Prof. Helmut Pürerfellner (AT)
EHRA Scientific Programme Co-Chairperson

ATRIAL FIBRILLATION ABLATION

Dr. Lluis Mont (ES)
Dr. Tom de Potter (BE)
Prof. Josef Kautzner (CZ)

VENTRICULAR TACHYCARDIA ABLATION

Prof. Katja Zeppenfeld (NL)
Prof. Jose Luis Merino (ES)

INHERITED CARDIOMYOPATHY/ CHANNELOPATHY

Prof. Pierre Lambiase (UK)
Dr. Elijah Behr (UK)
Prof. Peter J.Schwartz (IT)

CARDIAC ELECTROPHYSIOLOGY TRAINING TRACK

Prof. Jens Cosedis Nielsen (DK)
Dr. Jan Steffel (CH)

PACING / IMPLANTABLE CARDIOVERTER DEFIBRILLATOR / LEAD EXTRACTION / SYNCOPE

Prof. Haran Burri (CH)
Prof. Carina Blomstrom-Lundqvist (SE)
Prof. Jean Claude Deharo (FR)
Dr. Lucas Boersma (NL)

NURSING & ALLIED PROFESSIONALS

Dr. Elena Arbelo (ES)

CARDIAC RESYNCHRONIZATION THERAPY / HEART FAILURE IMPLANTS

Prof. Angelo Auricchio (CH)
Prof. Jean Claude Daubert (FR)
Prof. Christoph Thomas Starck (DE)

BASIC SCIENCE / INNOVATION

Prof. Frits Prinzen (NL)
Prof. Dobromir Dobrev (DE)

DOCUMENTS / REGISTRIES

Prof. Gregory Y. H. Lip (UK)
Dr. Nikolaos Dagres (DE)

CLINICAL RHYTHMOLOGY / ATRIAL FIBRILLATION / STROKE & ANTICOAGULATION

Prof. Isabelle C. van Gelder (NL)
Dr. Irina Savelieva (UK)
Prof. Paulus Kirchhof (UK)

Congress Resources

Make the most of your congress experience

CONSULT THE SCIENTIFIC PROGRAMME

SP&P

- Scientific Programme & Planner
  Create your personalised programme, search for sessions by topic or presenter and access any scientific content 24 h after presentation time. Computer stations are available on the internet corner in the main corridor to browse your scientific programme anytime of the day.
- Mobile App
  Access the Daily Schedule, search for speakers or sessions, synchronise it with the SP&P.

MISSED A SESSION DURING THE CONGRESS?

- Find all accepted abstracts, electronic posters and slide presentations 24 hours after presentation time in the e-library stations located in the poster area.
- Stop by the iPad stations and check EHRA 2018 scientific programme through the app.

After the congress, all resources will be exclusively accessible to current EHRA Members!
To enjoy this benefit, consult slides, screen casts and abstracts year round
→ **Renew your membership or Join us at the EHRA stand #D300**

CONGRESS NEWS

Pick-up your free copy of EHRA Congress News.
Read the scientific highlights of the day; find exclusive articles and other insightful news. Check your inbox each morning for an electronic version.

INTERNET CONNECTION

Free Wi-Fi is available throughout the congress center.
Connection speed is subject to the volume of users connected.
Wi-Fi Name : ehra-congress
Wi-Fi Password : ehra-congress

CERTIFICATES

- **Attendance** – available at the registration desks as of Monday 19 March.
- **Presentation** – available for abstract presenters at the poster assistance desk in the poster area.

CONTINUING MEDICAL EDUCATION (CME)

EHRA 2018 is currently under review by the European Accreditation Council for Continuing Medical Education (EACCME) to provide the following CME activity for medical specialists.
The EACCME is an institution of the European Union of Medical Specialists (UEMS), **www.uems.net.**

Through an agreement between the European Union of Medical Specialists and the American Medical Association, physicians may convert EACCME credits to an equivalent number of AMA PRA Category 1 Credits™. Information on the process to convert EACCME credit to AMA credit can be found at:

www.ama-assn.org/go/internationalcme

Live educational activities, occurring outside of Canada, recognized by the UEMS-EACCME for ECMEC credits are deemed to be Accredited Group Learning Activities (Section 1) as defined by the Maintenance of Certification Program of The Royal College of Physicians and Surgeons of Canada.

Practical Information

LANGUAGE

English is the official language of the congress. No translation is available.

PROGRAMME CHANGES

To get the latest version of the programme, please visit the Scientific Programme & Planner or download EHRA 2018 module in ESC Congresses app.

SECURITY

Please ensure your badge is visible at all times and comply with security controls that you may be subject to within the congress venue.

INFORMATION POINTS

For any other information (medical care, lost & found...) please address the organisers at the registration.

CLOAKROOM

You may leave your belongings (free of charge) at the cloakroom.

CATERING

Complimentary refreshments are provided during official coffee breaks and at the Networking Reception only. Cash snack bars are available across the venue.

EHRA MEMBERS' LOUNGE

An exclusive area to all EHRA 2018 members.
A relaxing place to meet with colleagues, check emails or simply enjoy a cup of coffee.

Industry @ EHRA 2018

Acknowledgements

The European Heart Rhythm Association expresses its sincere appreciation to all exhibitors, industry partners and sponsors mentioned below, who have contributed to the success of EHRA 2018 in a variety of ways and initiatives.

- Abbott
- ABBOTT STRUCTURAL HEART
- Acutus Medical
- American College of Cardiology
- AngioDynamics Netherlands BV
- Arrhythmia Alliance
- Asia Pacific Heart Rhythm Society
- AtriCure Europe B.V.
- Bardy Diagnostics
- Baylis Medical
- Biosense Webster
- BIOTRONIK SE & Co. KG
- Bittium
- BMS Pfizer Alliance
- Boehringer Ingelheim
- Boston Scientific International SA
- Cardiac Rhythm News
- CardioFocus, Inc.
- CIRCA Scientific,LLC
- Cook Medical
- Daiichi Sankyo
- Dot Medical
- EBR Systems Inc.
- FibriCheck
- Finapres Medical Systems
- Galgo Medical
- Heart Rhythm Society
- Implicity
- Imricor
- ISCAT - International Symposium on Catheter Ablation Techniques
- Latin American Heart Rhythm Society
- LindaCare
- LivaNova
- MEDICO S.p.a
- Medtronic
- Merit Medical
- National Manufacturing Co, Inc.
- NUUBO
- OSYPKA AG
- Oxford University Press
- PHILIPS
- Preventicus
- Radcliffe Cardiology
- Schwarzer Cardiotek GmbH
- Shanghai MicroPort EP Medtech Co.,Ltd
- Siemens Healthineers
- Stereotaxis Inc.
- Vitatron
- Wisepress
- World Society of Arrhythmias
- Zoll CMS GmbH

Exhibition

At the heart of the congress centre, the exhibition will be a central hub for scientific discussion and exchange to have the opportunity to interact with key industry experts on critical areas of development and research in cardiovascular products and therapies. The exhibition will provide you with a unique opportunity to catch a glimpse of the continuous therapeutic and technological developments in the electrophysiological discipline.

The fight against cardiovascular disease is a shared mission. Our industry partners offer a rich educational programme to delegates throughout the congress. Discover the wide variety of activities from educational sessions to stand activities.

EXHIBITION OPENING HOURS

Sunday 18 March	09:00 - 18:00
Monday 19 March	09:00 - 18:00
Tuesday 20 March	09:00 - 15:30

Exhibitors (as of 02/03/2018)

- Abbott C100
- Acutus Medical H100
- American College of Cardiology D240
- AngioDynamics Netherlands BV G910
- Arrhythmia Alliance G940
- Asia Pacific Heart Rhythm Society D410
- AtriCure Europe B.V. D220
- Bardy Diagnostics D250
- Baylis Medical D200
- Biosense Webster A300
- BIOTRONIK SE & Co. KG B300
- Bittium F250
- BMS Pfizer Alliance F100
- Boston Scientific International SA B100
- Cardiac Rhythm News G830
- CardioFocus, Inc. A120
- CIRCA Scientific,LLC G700
- Cook Medical D400
- Dot Medical G950
- EBR Systems Inc. A150
- ESC/EHRA D300
- FibriCheck G710
- Finapres Medical Systems G920
- Galgo Medical D210
- Heart Rhythm Society D420
- Implicity G730
- Imricor F200
- ISCAT - International Symposium on Catheter Ablation Techniques H400
- Latin American Heart Rhythm Society D430
- LindaCare H250
- LivaNova A500
- MEDICO S.p.a D320
- Medtronic C300
- Merit Medical D260
- National Manufacturing Co., Inc. G960
- NUUBO H200
- OSYPKA AG H300
- Oxford University Press G800
- PHILIPS D100
- Preventicus F240
- Radcliffe Cardiology G810
- Schwarzer Cardiotek GmbH A100
- Shanghai MicroPort EP Medtech Co.,Ltd H600
- Siemens Healthineers F300
- Stereotaxis Inc. A200
- Vitatron D330
- Wisepress G850
- World Society of Arrhythmias G900
- Zoll CMS GmbH D310



SATELLITE SYMPOSIA

Delegates are cordially invited to attend a series of Satellite Symposia included in EHRA 2018 scientific programme. These sessions will offer pertinent data on the latest scientific development in electrophysiology from the industry.

For further information, please refer to the Scientific Programme daily sections, the Scientific Programme & Planner and the Mobile App.

SATELLITE SYMPOSIA SPONSORS

Abbott
ABBOTT STRUCTURAL HEART
Biosense Webster
BIOTRONIK SE & Co. KG
BMS Pfizer Alliance
Boehringer Ingelheim
Boston Scientific International SA
Daiichi Sankyo
LivaNova
Medtronic
Radcliffe Cardiology
Spectranetics, now part of Philips
Image guided therapy devices
ZOLL CMS GmbH

SATELLITE SYMPOSIA – EXPERTS ON THE SPOT

These sessions provide delegates with a further opportunity to question and exchange with topic experts in a concise and interactive format on the session content.

Biosense Webster BMS Pfizer Alliance Medtronic

For further information, please refer to the Scientific Programme daily sections, the Scientific Programme & Planner and the Mobile App.

THE PACE - PRACTICAL TUTORIALS

The PACE - Practical Tutorials provides delegates with an opportunity to interact with clinical experts in their field, acquire new techniques, improve current knowledge and ask all they need to know on procedures essential to daily practice.

For details on The PACE - Practical Tutorials activities, please visit The PACE - Practical Tutorials rooms or the supporting company on their booths.

For further information, please refer to the Scientific Programme daily sections, the Scientific Programme & Planner and the Mobile App.

THE PACE - PRACTICAL TUTORIALS SPONSORS

Biosense Webster

Medtronic

SPONSORSHIP

The ESC gratefully acknowledges the following sponsors which have contributed to the success of EHRA 2018 via support of delegate services and materials, advertisements and other sponsorship opportunities.

Abbott
Biosense Webster
BIOTRONIK SE & Co. KG
Boehringer Ingelheim
Boston Scientific International SA
Implicity
LivaNova
Siemens Healthineers



ESC Congresses

Download the EHRA 2018 Mobile App

SEARCH by keywords

GET latest news

ACCESS map, sessions...

CREATE your personal programme

VOTE and ask questions

Search for 'EHRA'

in App Store® / Google play

EHRA 2018 is now a part of ESC Congresses app: find all our congresses on one app

Abbott

EHRA 2018 module is supported by Abbott in the form of an educational grant.

www.escardio.org/EHRA-congress

Congress Timetable

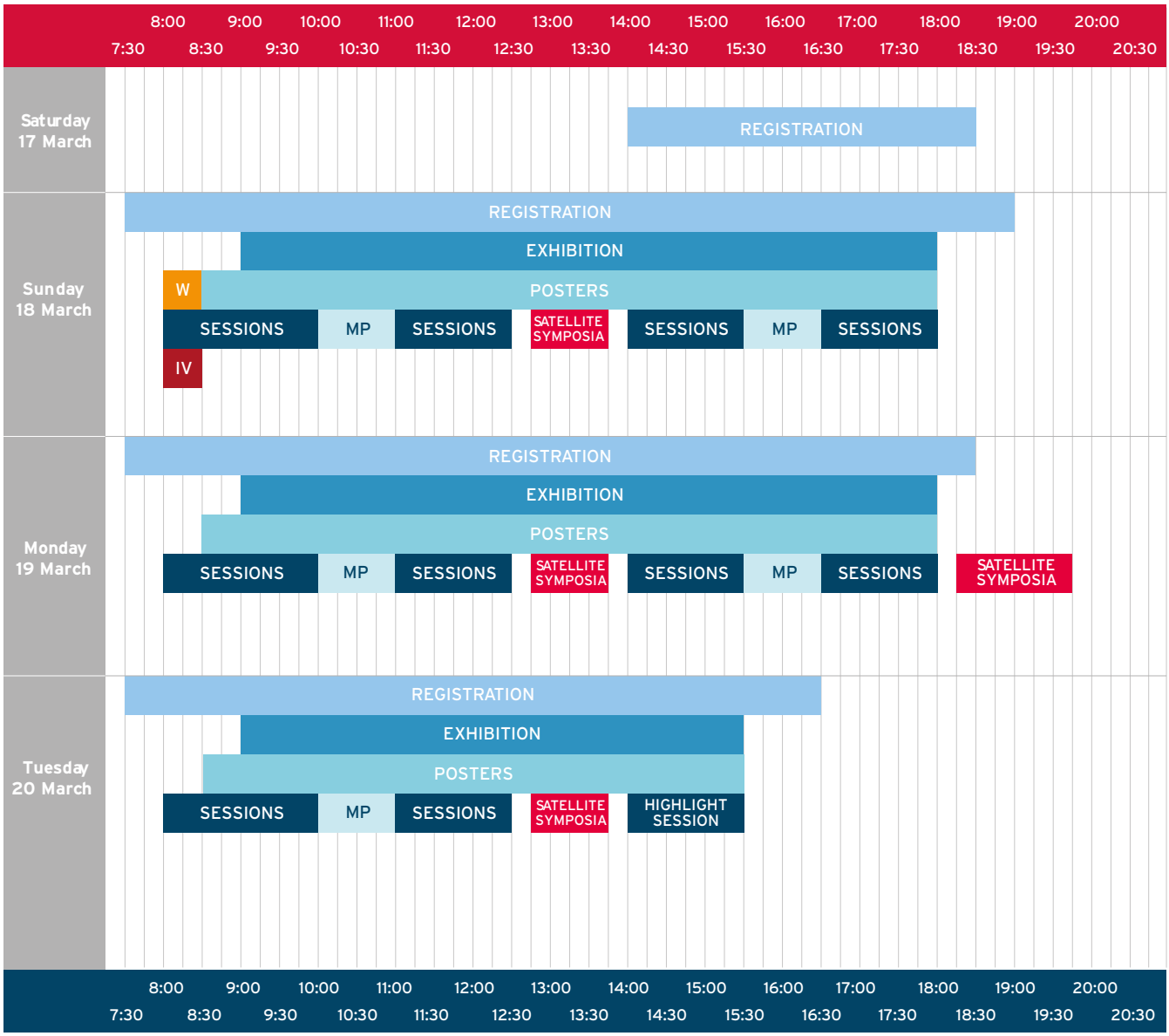

W — Welcome Coffee

MP — Moderated Posters

IV — The Inaugural Video will be broadcasted in all lecture rooms prior to the first session

New this year!

Meet us in the Poster area from 08:00 - 08:30 for a welcome coffee

Speaker Service Centre opening hours:
Saturday 17 March: 14:00-18:30
Sunday 18 March: 07:30-19:00
Monday 19 March: 07:30-18:30
Tuesday 20 March: 07:30-15:30

Table of contents

SUNDAY 18 MARCH

- The PACE - Practical Tutorials Sessions 18
- Morning Sessions 20
- Lunch Time Sessions 31
- Afternoon Sessions 35
- Poster Sessions 46

MONDAY 19 MARCH

- The PACE - Practical Tutorials Sessions 61
- Morning Sessions 64
- Lunch Time Sessions 74
- Afternoon Sessions 78
- Poster Sessions 88

TUESDAY 20 MARCH

- The PACE - Practical Tutorials Sessions 102
- Morning Sessions 103
- Lunch Time Sessions 115
- Afternoon Sessions 116
- Poster Sessions 117

EHRA
European Heart
Rhythm Association

TAKE THE NEXT STEP

Join the EP community

- Get discounts on EHRA 2019 congress, educational courses and publications
- Get unlimited access to EHRA post congress resources and monthly webinars
- Get exclusive access to EHRA grants, fellowships and training programmes
- Get voting rights*

EHRA, the leading network of
European Cardiac Rhythm Management

www.escardio.org/EHRA-membership

**Limited to EHRA Members of ESC countries*

WANT MORE?

Mix and match the ESC membership packages that best suit your needs for unique savings and benefits.

ESC
European Society
of Cardiology

EHRA 2018

Sunday 18 March

New this year:

- **The congress will start at 8:00 with an inaugural video broadcasted in all lecture rooms**
- **Please join us at 08:00 for a welcome coffee in the Poster Area**

For more information, check the most up-to-date programme on
The Scientific Programme & Planner: www.escardio.org/EHRA-congress

Sunday 18 March

THE PACE - PRACTICAL TUTORIALS SESSIONS

THE PACE - PRACTICAL TUTORIALS ROOM 1 — Sponsored by Medtronic

10:00 - 10:45

Risk stratification of heart failure patients using device diagnostics: Triage HF

Chairperson(s): F. Z. Ahmed (Manchester, UK)

- *Learn about an algorithm that uses device diagnostic information for heart failure and how this algorithm allows you to risk stratify and triage patients*

11:00 - 11:45

Transcatheter pacing system workshop for nurses

Chairperson(s): C. Garweg (Leuven, BE)

- *Learn about the transcatheter pacing technology, how these devices are being implanted, what kind of support is needed and which patients will be good candidates*

14:00 - 14:45

Prevention of infection in the Cardiac Implantable Electronic Device (CIED) patient

Chairperson(s): F. Z. Ahmed (Manchester, UK)

- *Understand how to identify which patients are at high risk of developing a device infection after implant or device revision*
- *Learn how an antibacterial envelope prevents device infection and understand the clinical and economic evidence*

15:00 - 15:45

Optimal management of Atrial Fibrillation (AF) in device patients

Chairperson(s): G. Boriani (Castenaso (Bo), IT)

- *Learn about reactive atrial anti-tachycardia pacing and how this leads to a reduction of atrial fibrillation in all device patients*

16:00 - 17:30

StimuPrat: improving patient outcomes with device programming

Chairperson(s): S. Ploux (Pessac, FR)

- *Gain a better understanding of intracardiac electrocardiograms (ECGs) and rate profiles of implanted devices and how to use the information of devices to troubleshoot and obtain better patient outcomes*

THE PACE - PRACTICAL TUTORIALS ROOM 2 — Sponsored by Biosense Webster

09:15 - 10:00

Workflow experiences

Chairperson(s): M. Baccianti (Brussels, BE)

- *To train physicians on different electrophysiology procedures, such as Atrial Fibrillation (AF) and Ventricular Tachycardias (VT), with the aim of improving their workflow and hence the procedural safety, efficiency and efficacy. Is it also foreseen an activity for the younger electrophysiologists that is aiming to educate them on the basics of electrophysiology and the importance of fluoro reduction.*

10:00 - 11:00

Key determinants for durable lesions in atrial fibrillation

Chairperson(s): M. Duytschaever (Brugge, BE)

- *To train physicians on different electrophysiology procedures, such as Atrial Fibrillation (AF) and Ventricular Tachycardias (VT), with the aim of improving their workflow and hence the procedural safety, efficiency and efficacy. Is it also foreseen an activity for the younger electrophysiologists that is aiming to educate them on the basics of electrophysiology and the importance of fluoro reduction.*

Sunday 18 March

THE PACE - PRACTICAL TUTORIALS SESSIONS

11:00 - 12:15

Workflow experiences

Chairperson(s): M. Baccianti (Brussels, BE)

- *To train physicians on different electrophysiology procedures, such as Atrial Fibrillation (AF) and Ventricular Tachycardias (VT), with the aim of improving their workflow and hence the procedural safety, efficiency and efficacy. Is it also foreseen an activity for the younger electrophysiologists that is aiming to educate them on the basics of electrophysiology and the importance of fluoro reduction.*

12:45 - 13:45

The importance of mapping the left atrium in persistent atrial fibrillation treatment

Chairperson(s): J. Seitz (Marseille, FR); A.S. Jadidi (Bad Krozingen, DE)

- *To train physicians on different electrophysiology procedures, such as Atrial Fibrillation (AF) and Ventricular Tachycardias (VT), with the aim of improving their workflow and hence the procedural safety, efficiency and efficacy. Is it also foreseen an activity for the younger electrophysiologists that is aiming to educate them on the basics of electrophysiology and the importance of fluoro reduction.*

14:00 - 15:15

Workflow experiences

Chairperson(s): M. Baccianti (Brussels, BE)

- *To train physicians on different electrophysiology procedures, such as Atrial Fibrillation (AF) and Ventricular Tachycardias (VT), with the aim of improving their workflow and hence the procedural safety, efficiency and efficacy. Is it also foreseen an activity for the younger electrophysiologists that is aiming to educate them on the basics of electrophysiology and the importance of fluoro reduction.*

15:30 - 16:30

How to get better in paroxysmal atrial fibrillation treatment

Chairperson(s): D. Shah (Geneva, CH); M.M. Martinek (Linz, AT); M. Gallagher (London, UK)

- *To train physicians on different electrophysiology procedures, such as Atrial Fibrillation (AF) and Ventricular Tachycardias (VT), with the aim of improving their workflow and hence the procedural safety, efficiency and efficacy. Is it also foreseen an activity for the younger electrophysiologists that is aiming to educate them on the basics of electrophysiology and the importance of fluoro reduction.*

16:30 - 17:45

Workflow experiences

Chairperson(s): M. Baccianti (Brussels, BE)

- *To train physicians on different electrophysiology procedures, such as Atrial Fibrillation (AF) and Ventricular Tachycardias (VT), with the aim of improving their workflow and hence the procedural safety, efficiency and efficacy. Is it also foreseen an activity for the younger electrophysiologists that is aiming to educate them on the basics of electrophysiology and the importance of fluoro reduction.*

THE PACE - PRACTICAL TUTORIALS ROOM 3 — Sponsored by Biosense Webster

09:00 - 18:00

Voice of the customers on new technologies designed for arrhythmias treatment

- *During these sessions, we would like to collect physicians feedback on a few technologies currently under development (each physician is asked to sign an Non Disclosure agreement before the session).*
  Appointment to these sessions will be available at Biosense Webster PACE desk depending on availability

Sunday 18 March
MORNING SESSIONS

08:00 - 08:30 | SPECIAL EVENT | DAMATO

Cardiac mapping summit Opening

Cardiac Mapping Summit

08:00 › Opening remarks by J. Camm, President of EHRA 1
A. J. Camm (London, UK)

08:15 › Welcome and introduction by Mohammad Shenasa 2
M. Shenasa (San Jose, US)

08:30 - 10:00 | SPECIAL SESSION | SOKOLOV

From genetics to ECG. Three decades of progress in inherited cardiac arrhythmias

Chairperson(s): J. Brugada Terradellas (Barcelona, ES); M. Borggrefe (Mannheim, DE)

08:30 › From genetics to ECG. Three decades of progress in inherited cardiac arrhythmias - Part 1 3
J. Brugada Terradellas (Barcelona, ES)

09:15 › From genetics to ECG. Three decades of progress in inherited cardiac arrhythmias - Part 2 4
M. Borggrefe (Mannheim, DE)

08:30 - 10:00 | SYMPOSIUM | SENNING

All you want to know about mapping and ablation of scar-related ventricular tachycardia

VT and VF Summit

Chairperson(s): P. Della Bella (Milan, IT); W. G. Stevenson (Nashville, US)

Understanding the strengths and limitations of different approaches for VT mapping and ablation in patients with structural heart disease

08:30 › Multielectrode mapping will improve ablation outcome in scar related ventricular tachycardia 5
E. Anter (Brookline, US)

08:52 › Substrate imaging will improve ablation outcome in scar related ventricular tachycardia 6
C. de Chillou (Vandoeuvre Les Nancy, FR)

09:15 › Substrate homogenisation: all you can reach 7
T. Deneke (Bad Neustadt, DE)

09:37 › Substrate modification: do not overcook the patient 8
M. De Riva Silva (Leiden, NL)

08:30 - 10:00 | HOW TO SESSION | WENCKEBACH

My nightmare case in device extraction: when everything went wrong

Lead and Device Management Summit

Chairperson(s): A. Kypta (Linz, AT); L. Wilkoff (Cleveland, US)

To anticipate, prevent and manage complications associated with lead extraction

08:30 › A pacemaker lead-induced tricuspid valve stenosis 9
P. Defaye (Grenoble, FR)

09:00 › A bad, unexpected surprise 10
C. E. H. Kennergren (Goteborg, SE)

09:30 › When every tool you have is not enough 11
C. Love (New York, US)

**Mobile App - Vote and Ask a Question session*

Sunday 18 March
MORNING SESSIONS

08:30 - 10:00 DEBATE SESSION MOBITZ

Controversies in atrial fibrillation ablation

*

Lead and Device Management Summit

Chairperson(s): R. Schilling (London, UK); R. Tilz (Luebeck, DE)

To revisit controversial decisions with the help of renowned experts in the field.

08:30 › Opening question

08:34 › Isolation of pulmonary veins, is sufficient in patients with persistent AF? - PRO 12
G. Fenelon (Sao Paulo, BR)

08:47 › Isolation of pulmonary veins, is sufficient in patients with persistent AF? - CON 13
J. Kautzner (Prague, CZ)

09:00 › Isolation of pulmonary veins, is sufficient in patients with persistent AF? - Rebuttal PRO 14
G. Fenelon (Sao Paulo, BR)

09:05 › Isolation of pulmonary veins, is sufficient in patients with persistent AF? - Rebuttal CON 15
J. Kautzner (Prague, CZ)

09:10 › Chairperson conclusion & Closing question

09:15 › Opening question.

09:18 › Early atrial fibrillation ablation improves outcome as compared to initial treatment with antiarrhythmic drugs - PRO 16
P.S. Sanders (Adelaide, AU)

09:31 › Early atrial fibrillation ablation improves outcome as compared to initial treatment with antiarrhythmic drugs -- CON 17
S. H. Hohnloser (Frankfurt, DE)

09:44 › Early atrial fibrillation ablation improves outcome as compared to initial treatment with antiarrhythmic drugs -- Rebuttal PRO 18
P.S. Sanders (Adelaide, AU)

09:49 › Early atrial fibrillation ablation improves outcome as compared to initial treatment with antiarrhythmic drugs -- Rebuttal CON 19
S. H. Hohnloser (Frankfurt, DE)

09:54 › Chairperson conclusion & Closing question

08:30 - 10:00 MAIN SESSION MIROWSKI

Novel approaches to CRT optimisation

Nurses and Allied Professional track

Chairperson(s): F. Leyva (Birmingham, UK); J. Singh (Boston, US)

This session is dedicated to optimisation of CRT and the management of CRT patients by novel technologies.

08:30 › ECG based 20
E. Sciaraffia (Uppsala, SE)

08:52 › Imaging based 21
V. Delgado (Leiden, NL)

09:15 › How to assess effective biventricular capture 22
J. Osca Asensi (Valencia, ES)

09:37 › Device-based multi-sensor technology: the more the better? 23
M. R. Cowie (London, UK)

**Mobile App - Vote and Ask a Question session*

Sunday 18 March
MORNING SESSIONS

08:30 - 10:00 | SYMPOSIUM | FURMAN

Tips and tricks for device implantation

Chairperson(s): H. Burri (Geneva, CH); M. Didenko (Saint-Petersburg, RU)

A practical session for device implanters to further their skills

08:30 › Techniques to facilitate venous access 24
K. Rajappan (Oxford, UK)

08:52 › Targetting the interventricular septum 25
K. Vernooy (Maastricht, NL)

09:15 › His bundle pacing 26
F. Zanon (Rovigo, IT)

09:37 › Pediatric and GUCH 27
J. Janousek (Prague, CZ)

08:30 - 10:00 | HOW -TO SESSION | COUMEL

Improving performance of atrial fibrillation ablation

Atrial Fibrillation

Chairperson(s): J. M. Guerra Ramos (Barcelona, ES); A. Lubinski (Lodz, PL)

Despite many years of atrial fibrillation ablation, there are many areas of improvement due to the complexity and diversity of approaches. Novel approaches may improve results.

08:30 › How to perform a durable isolation of PV 28
M. Duytschaever (Brugge, BE)

09:00 › How to perform ablation based in low voltage on fibrotic areas 29
H. Kottkamp (Zurich, CH)

09:30 › How to perform ablation using high resolution mapping 30
H. Estner (Munchen, DE)

08:30 - 10:00 | MAIN SESSION | HIS

Integrated care of patients with atrial fibrillation

Chairperson(s): G. Boriani (Castenaso (Bo), IT); T. Deering (Atlanta, US)

Discussions about how we may improve outcome and care in AF patients

08:30 › Risk factor management and upstream therapy in AF - Does it improve outcome? 31
I.C. Van Gelder (Groningen, NL)

09:00 › The stroke heart team - When is it needed? 32
W. Doehner (Berlin, DE)

09:30 › The rhythm control heart team - Where are we in 2017? 33
S. Boveda (Toulouse, FR)

Sunday 18 March
MORNING SESSIONS

08:30 - 10:00 SYMPOSIUM DAMATO

History of cardiac mapping

Cardiac Mapping Summit

Chairperson(s): G. Breithardt (Munster, DE); M. Shenasa (San Jose, US)

08:30 › The beginning of modern cardiac electrophysiology: developments in basic cardiac electrophysiology 34
G. Breithardt (Munster, DE)

09:00 › Clinical cardiac electrophysiology: 50 - year history 35
H.J. Wellens (Maastricht, NL)

09:30 › Cardiac pathology and morphology relevant to mapping of arrhythmias 36
S. Y. Ho (London, UK)

08:30 - 10:00 RAPID FIRE ABSTRACT AGORA

Hot topic in cardiac devices

Chairperson(s): M. Biffi (Bologna, IT); O. Piot (Saint-Denis, FR)

08:30 › Implant-based measurements of intracardiac impedance as a novel approach to improve heart failure monitoring 37

08:39 › Leadless cardiac dual-chamber pacing 38
L. Bereuter, M. Gysin, T. Kueffer, M. Kucera, T. Niederhauser, A. Zurbuchen, J. Fuhrer, D. Obrist, H. Tanner, A. Haeberlin (Bern and Biel & Burgdorf, CH; Ann Arbor, US)

08:48 › Sensing of atrial contraction by an accelerometer within a ventricular leadless pacemaker 39
C. Steinwender, L. Mont, G.Z. Duray, N. Clementy, L. Chinitz, T. Sheldon, M. Erickson, N.A. Grenz, V. Amori, J. Koehler, P. Ritter (Linz, AT; Barcelona, ES; Budapest, HU; Tours and Bordeaux, FR; New York and Mounds View, Minnesota, US; Rome, IT)

08:57 › Different implant locations of transcatheter leadless pacemaker and electrical performance 40
J. L. Martinez Sande, J. Garcia-Seara, L. Gonzalez-Melchor, M. Rodriguez-Manero, X.A. Fernandez-Lopez, D. Iglesias-Alvarez, A. Cid-Menendez, J.R. Gonzalez-Juanatey (Santiago de Compostela, ES)

09:06 › Right ventricular mid-septal pacing using leadless pacemaker: procedural characteristic and outcome 41
V. De Regibus, P. Filannino, A. Petretta, P. Artale, A. Pardeo, S. Iacopino (Cotignola, IT)

09:15 › His bundle pacing in BBB patients: outcomes over a long-term follow-up 42
F. Zanon, L. Marcantoni, G. Pastore, E. Baracca, S. Aggio, M. Carraro, C. Picariello, D. Lanza, S. Giatti, M. Rinuncini, M.P. Galasso, K. D'elia, L. Roncon, L. Conte (Rovigo, IT)

09:24 › Hisian pacing with apical back-up on demand is safe and effective 43
F. Zanon, L. Marcantoni, G. Pastore, E. Baracca, C. Picariello, D. Lanza, S. Giatti, S. Aggio, M. Carraro, L. Conte, K. D'elia, L. Roncon, M. Rinuncini, M.P. Galasso (Rovigo, IT)

09:33 › Management of cardiovascular implantable electronic device infection: a multidisciplinary approach is necessary 44
J. Mansourati, R. Paret, A. Badreddine, A. Noel, M. Fatemi, H. Le Bras, C. De Moreuil, J.P. Talarmin, R. Le Berre (Brest and Quimper, FR)

09:42 › A 16 year single centre experience of transvenous lead and system extraction in patients with and without coronary sinus leads 45
J. Gould, S. Claridge, S. Williams, B. Porter, B. Sieniewicz, B. Sidhu, A. Antoniadis, C.A. Rinaldi (London, UK)

09:51 › The risk of the extraction of leads with a dwelling time over 20 and 30 years, the experience obtained from 2049 transvenous lead extraction procedures. 46
A. Kutarski, M. Czajkowski, W. Jachec, M. Polewczyk, A. Polewczyk (Lublin, Katowice and Kielce, PL)

Sunday 18 March
MORNING SESSIONS

10:00 - 11:00 | SPECIAL EVENT | EHRA MEMBERS LOUNGE

Speed mentoring I

In a relaxed atmosphere during the congress, young specialists are given the opportunity to meet with renowned experts on one to one, individual meetings to discuss their career and / or ongoing research.
The EHRA 2018 Speed Mentoring will take place in the EHRA Members Lounge Sunday 18 & Monday 19 March during the Morning coffee break, from 10:00 to 11:00.

10:05 - 10:55 | MODERATED POSTERS | MODERATED ePOSTERS 1

Mechanisms and outcomes in atrial fibrillation

Chairperson(s): D. Shah (Geneva, CH); F. Moscoso Costa (Lisboa, PT)

Moderated ePosters are on display at their assigned Moderated Poster session from 08:30 to 12:30
Presentation and discussion moderated by the chairpersons will take place between 10:05 and 10:55

Characteristics and outcomes of atrial fibrillation in patients without conventional risk factors: A RE-LY AF registry analysis 47

M. Kloosterman, D. Conen, J. Oldgren, J. Wong, S.J. Connolly, A. Avezum, S. Yusuf, M.D. Ezekowitz, L. Wallentin, M. Ntep-Gweth, T.W. Barrett, W.F. Mcintyre, R. Parkash, I.C. Van Gelder, J.S. Healey (Groningen, NL; Hamilton and Halifax, CA; Uppsala, SE; Sao Paulo, BR; Wynnewood and Nashville, US; Yaounde, CM)

Succses of atrial fibrillation ablation in patients with paroxsysmal or persistent AF when comparing continuous with periodic discontinuous continuous follow-up 48

U. Richter, M.B. Kronborg, Y. Huo, J. Sitzy, J. Mayer, S. Ulbrich, L. Pu, T. Gaspar, C. Piorkowski (Dresden, DE; Aarhus, DK)

Atrial Fibrillation and Dementia in the Oldest Old: An Analysis from the Population-Based Study 'Monzino-80 Plus' 49

M. Proietti, A.A. Galbusera, M. Tettamant, A. Recchia, E. Riva, G.Y.H. Lip, P.M. Mannucci, A. Nobili, U. Lucca (Milan, IT; Birmingham, UK)

Restoration of sinus rhythm improves exercise capacity in patients with persistent atrial fibrillation: a meta-analysis 50

C. Verdicchio, A. Elliott, P. Wijaithum, D. Lau, P. Sanders, R. Mahajan (Adelaide, AU)

Atrial fibrillation: 10 -year trends in epidemiology and prognosis for patients hospitalized in the Silesia region 51

P. Buchta, M. Gierlotka, B. Hudzik, M. Wybraniec, M. Gasior, K. Mizia-Stec (Zabrze and Katowice, PL)

Atrial remodeling and ectopic burden in recreational athletes: Implications for risk of atrial fibrillation in athletes 52

A.D. Elliott, R. Mahajan, D. Linz, M.B. Stokes, M.E. Middeldorp, C.V. Verdicchio, D.H. Lau, P. Sanders (Adelaide, AU)

Aetiology-dependent atrial vulnerability - systematic analyses of molecular atrial changes from different disease models 53

A. Bukowska, C.H. Hartmann, C. Wolke, U. Lendeckel, A. Gardemann, A. Goette (Magdeburg, Greifswald and Paderborn, DE)

Treating underlying conditions improves quality of life in patients with persistent atrial fibrillation and heart failure - data from the RACE 3 study 54

R. R. De With, M. Rienstra, B.O. Nguyen, V.W. Zwartkruis, A.H. Hobbelt, M. Alings, J.G.P. Tijssen, M.D. Smit, J. Brugemann, B. Geelhoed, R.G. Tieleman, H.L. Hillege, D.J. Van Veldhuisen, H.J.G.M. Crijns, I.C. Van Gelder (Groningen, Breda, Amsterdam and Maastricht, NL)

10:05 - 10:55 | MODERATED POSTERS | MODERATED ePOSTERS 2

Ventricular arrhythmias and sudden cardiac death (clinical aspects)

Chairperson(s): V. Canadas (Madrid, ES); R. Martins (Rennes, FR)

Moderated ePosters are on display at their assigned Moderated Poster session from 08:30 to 12:30
Presentation and discussion moderated by the chairpersons will take place between 10:05 and 10:55

First degree atrioventricular block on basal electrocardiogram predicts future arrhythmic events in patients with brugada syndrome 55

M. Testolina, F. Migliore, A. Zorzi, E. Bertaglia, M. Silvano, A. Bellin, C. Basso, G. Thiene, G. Allocca, P. Delise, S. Iliceto, D. Corrado (Padua and Conegliano, IT)

It is not only about the looks: safety and feasibility of inter-muscular generator placement of the subcutaneous implantable cardioverter-defibrillator. 56

J. Kuschyk, F. Fastenrath, D. Goranova, E. Tueluemen, S. Roeger, V. Liebe, I. Akin, M. Borggrefe, B. Rudic (Mannheim, DE)

Prognosis of Patients with Vasospastic Angina Resuscitated from Cardiac Arrest 57 57

A. Isshiki, H. Ito, T. Nakato, T. Nakata, T. Inokuchi, Y. Inoue, O. Sasaki, T. Nishioka, N. Yoshimoto (Kawagoe, Saitama, JP)

Patients managed by non-cardiologists are less likely to be assessed for implantable cardioverter defibrillators 58

A. Mistry, Z. Vali, A. Taher, X. Li, G.A. Ng (Leicester, UK)

Prospective non-invasive evaluation of a novel ECG-based restitution biomarker for prediction of sudden cardiac death risk in ischaemic cardiomyopathy 59

S. Siddiqui, W.B. Nicolson, X. Li, R. Somani, A.J. Sandilands, P.J. Stafford, F.S. Schlindwein, G.A. Ng (Leicester, UK)

Incidence and predicators of automatic triggered alarms in patients with wearable cardioverter defibrillator (WCD) Results of the Austrian WCD registry 60

T. Odeneg, M. Manninger, C. Ebner, D. Moertl, H. Keller, A. Dirninger, G. Stix, B. Foeger, G. Grimm, C. Steinwender, F. Gebetsberger, M. Stuehlinger, C. Haider, V. Sachsenhauser, D. Scherr (Graz, Linz, St. Poelten, Vienna, Bruck, Bregenz, Klagenfurt, Steyr and Innsbruck, AT)

Primary prevention with ICD is beneficial in 40-day survivors after acute myocardial infarction with ejection fraction less than 40%, not 35% 61

K.H. Lee, H.K. Jeong, H.W. Park, N.S. Yoon, J.G. Cho (Gwangju, KR)

Patients in New York Heart Association functional class I might benefit from primary prevention implantable cardioverter defibrillator therapy 62

A.L. Van Der Lingen, S.A.J. Timmer, M.T. Rijnierse, A.C. Van Rossum, C.P. Allaart (Amsterdam, NL)

10:05 - 10:55 MODERATED POSTERS MODERATED ePOSTERS 3

New insights into monitoring of patient and arrhythmias

Chairperson(s): E. Gandjbakhch (Paris, FR); J. C. Nielsen (Aarhus N, DK)

Moderated ePosters are on display at their assigned Moderated Poster session from 08:30 to 12:30
Presentation and discussion moderated by the chairpersons will take place between 10:05 and 10:55

Outsourcing telecardiology services: the possible decline in clinical workload could be lower than expected 63

L. Lapage, S. Foulon, D. Berti, P. Poels, B. Hoekman, J. Vermeulen, J. Ector, P. Haemers, G. Voros, C. Garweg, R. Willems (Leuven, BE)

Patient driven contacts: an unforseen burden for a telecardiology service 64

L. Lapage, S. Foulon, D. Berti, P. Poels, B. Hoekman, J. Vermeulen, J. Ector, P. Haemers, G. Voros, C. Garweg, R. Willems (Leuven, BE)

Time until diagnosis of ventricular tachyarrhythmia with remote monitoring systems differconsiderably according to Implantable Cardioverter-Defibrillator therapies 65

M. Soth-Hansen, C. T. Witt, M. Rasmussen, J. Kristensen, C. Gerdes, J.C. Nielsen (Aarhus, DK)

Value of active periodic electrograms in remote management of pacemaker recipients: The PREMS study 66

A. Lazarus, B. Guy-Moyat, P. Mondoly, F. Pons, C. Quaglia, J.P. Elkaim, S. Bayle, F. Victor (Neuilly sur Seine, Limoges, Toulouse, Toulon, Roanne, Douarnenez, Chartres and Rennes, FR)

Incidence and characteristics of asymptomatic atrial fibrillation after ablation: insights from remote cardiac monitoring 67

C. Schwab, S. Butz, A. Vevecka, M. Forkmann, I. Ajmi, D. Edler, O. Turschner, J. Brachmann, S. Busch (Coburg, DE)

Excessive premature ventricular contractions: is it the same if mono- or polymorphic? 68

A. R. Marinheiro, L. Parreira, P. Amador, J. Farinha, C. Sa, T. Duarte, M. Fonseca, R. Caria (Setubal, PT)

Impact of remote monitoring on long term prognosis in heart failure patients with atrial fibrillation in a real life cohort -results from all comers registry - COMMIT HF Trial 69

A. Kurek, M. Tajstra, E. Gadula-Gacek, P. Buchta, L. Pyka, M. Wasiak, M. Swietlinska, L. Polonski, M. Gasior (Zabrze, PL)

Atrial fibrillation prevalence and care issues in brazilian public health: telemedicine data analysis 70

E.R.F.L. Moraes, C. Cirenza, R.D. Lopes, A.C.C. Carvalho, A.A.V. De Paola (Sao Paulo, BR)

10:15 - 10:45 SATELLITE SYMPOSIUM - EXPERTS ON THE SPOT AGORA

Cryoballoon pulmonary vein isolation: approaching a paradigm shift in persistent atrial fibrillation

Sponsored by Medtronic

Chairperson(s): P. Ptaszynski (Lodz, PL)

- *Understand how pulmonary vein isolation using a cryoballoon could provide a solution for patients with persistent atrial fibrillation*
- *Learn what the outcomes are of cryoballoon ablation in patients suffering from persistent and long-standing persistent atrial fibrillation*

10:15 › Introduction - Cryoballoon pulmonary vein isolation: approaching a paradigm shift in persistent atrial fibrillation 71

P. Ptaszynski (Lodz, PL)

10:20 › A look into cryoballoon ablation in persistent atrial fibrillation 72

G. Noelker (Bad Oeynhausen, DE)

10:30 › Outcomes of cryoballoon ablation in persistent and long-standing persistent Atrial Fibrillation (AF) – Real world evidence from 35 Italian centers. 73

S. Iacopino (Lamezia Terme, IT)

10:40 › Conclusion - Cryoballoon pulmonary vein isolation: approaching a paradigm shift in persistent atrial fibrillation 74

P. Ptaszynski (Lodz, PL)

11:00 - 12:30 MAIN SESSION SOKOLOV

2018 ESC Guidelines for the diagnosis and management of syncope - Recommendations and key messages

Chairperson(s): J. J. Bax (Leiden, NL); M. Brignole (Lavagna, IT); A. Moya I Mitjans (Barcelona, ES)

11:00 What is new in the 2018 version? 75

M. Brignole (Lavagna, IT)

11:18 › Definition and classification of syncopal and non-syncopal forms of transient loss of consciousness 76

J. G. van Dijk (Leiden, NL)

11:36 › Management of syncope in the emergency department based on risk stratification 77

M. J. Reed (Edinburgh, UK)

11:54 › Management of unexplained syncope in patients at high risk of sudden cardiac death 78

V. Probst (Nantes, FR)

12:12 › Key messages and recommendations 79

A. Moya I Mitjans (Barcelona, ES)

Sunday 18 March
MORNING SESSIONS

11:00 - 12:30 | HOW-TO SESSION | SENNING

Expert opinion needed: management of sustained ventricular tachycardia in LVEF above 35%

VT and VF Summit

Chairperson(s): K. Soejima (Tokyo, JP)

How to manage sustained VT in patients with structural heart disease and mild to moderate left ventricular dysfunction who have a less established indication for an ICD

11:00 › CASE 1 ischaemic ventricular tachycardia 80
M. Ebert (Leiden, NL)

11:22 › Panel discussion - My solution 81
R. Cappato (Rozzano, IT); G. Fenelon (Sao Paulo, BR); E. Field (Madison, US); A. Natale (Austin, US)

11:45 › CASE 2 non ischaemic ventricular tachycardia 82
S. Castrejon Castrejon (Madrid, ES)

12:07 › Panel discussion - My solution 83
R. Cappato (Rozzano, IT); G. Fenelon (Sao Paulo, BR); E. Field (Madison, US); A. Natale (Austin, US)

11:00 - 12:30 | SYMPOSIUM | WENCKEBACH

Patient selection for new device technology

Lead and Device Management Summit

Chairperson(s): M. Lunati (Milano, IT); A. Oto (Ankara, TR)

How to chose the patients who may benefit most from recent device technology

11:00 › Wearable cardioverter defibrillators 84
J. Sperzel (Bad Nauheim, DE)

11:22 › Subcutaneous defibrillators 85
P. Lambiase (Edgware, UK)

11:45 › Leadless pacing 86
E. Simantirakis (Heraklion, GR)

12:07 › Diagnosis and treatment of sleep apnea 87
P. Defaye (Grenoble, FR)

11:00 - 12:30 | HOW-TO SESSION | MOBITZ

Beyond CRT - Device therapy in advanced heart failure

Chairperson(s): K. Dickstein (Stavanger, NO); C. Leclercq (Rennes, FR)

Despite implantation of a CRT device with subsequent device and therapy management, some patients do not sufficiently benefit. Thus, there is the need to consider alternatives to CRT. This session will present the technological alternatives to CRT, the timing for evaluation, and the results.

11:00 › When should I consider alternatives to CRT 88
W. Mullens (Genk, BE)

11:22 › CIED therapy in patients with left ventricular assist device 89
H. Garan (New York, US)

11:45 › Implantable haemodynamic monitors and sensors for impending heart failure decompensation 90
P. P. H. M. Delnoy (Zwolle, NL)

12:07 › Future devices for heart failure management 91
W. T. Abraham (Columbus, US)

Sunday 18 March
MORNING SESSIONS

11:00 - 12:30 | SPECIAL SESSION | MIROWSKI

Live Session - Atrial fibrillation

Chairperson(s): H. Kottkamp (Zurich, CH); H. Puererfellner (Linz, AT)

Live case from Barcelona - Redo ablation guided by MRI — 92
L. Mont (Barcelona, ES); F. Bisbal van Bylen (Badalona, ES)

Live case from Leipzig - Single shot ablation with radiofrequency energy — 93
P. Sommer (Leipzig, DE); K.J.Chun (Frankfurt, DE)

Usefullness of MRI to guide atrial fibrillation ablation — 94
N. Marrouche (Salt Lake City, US)

Cryoballoon for atrial fibrillation ablation - Do we need something else? — 95
S. Boveda (Toulouse, FR)

11:00 - 12:30 | HOW-TO SESSION | FURMAN

Clinical issues with pacemaker-dependent patients

Chairperson(s): W. Jung (Villingen-Schwenningen, DE); L. Saghy (Szeged, HU)

How to handle specific situations which may arise in a pacemaker-dependant patient

11:00 › Radiotherapy — 96
J. Brachmann (Coburg, DE)

11:30 › Infection — 97
A. Rao (Warrington, UK)

12:00 › MRI with a non conditional device — 98
F. Duru (Zurich, CH)

11:00 - 12:30 | SYMPOSIUM | COUMEL

New insights on atrial fibrillation in patients with HFrEF and HFpEF: treatment strategies to optimise outcome

Joint session with the Heart Failure Association of the ESC (HFA)

Chairperson(s): A. J. Camm (London, UK); G. H. Mairesse (Arlon, BE)

To learn more about the role of atrial fibrillation in the setting of HFpEF or HFrEF including optimal rhythm and rate rhythm control therapy

11:00 › The impact of atrial fibrillation in HFrEF and HFpEF — 99
A. J. S. Coats (Coventry, UK)

11:22 › Is there a role for anti-arrhythmic drugs or catheter ablation? — *100*
F. Ruschitzka (Zurich, CH)

11:45 › Permanent atrial fibrillation in HFREF and HFPEF: when and how to control rate? — 101
D. Kotecha (Birmingham, UK)

12:07 › The mitral valve in patients with atrial fibrillation and heart failure - Do we need specific therapy? — 102
R. Rosenhek (Vienna, AT)

Sunday 18 March
MORNING SESSIONS

11:00 - 12:30 | HOW-TO SESSION | HIS

How to incorporate basic findings in clinical practice?

Chairperson(s): A. Goette (Paderborn, DE); P.G.A. Volders (Maastricht, NL)

To learn clinicans more on genes, miRNAs, dystrophin and others and how this new knowledge will change therapy for patients with AF

11:00 › How should we deal with genetic data - What do clinicians need to know? 103
D.O. Arnar (Reykjavik, IS)

11:30 › How can 10 years after deCODE genes help us in choosing therapy for AF - A translational view 104
C. Napolitano (Pavia, IT)

12:00 › Role of oxidative stress in clinical atrial fibrillation? 105
B. Casadei (Oxford, UK)

11:00 - 12:30 | SYMPOSIUM | DAMATO

Cardiac mapping in experimental atrial fibrillation and ventricular arrhythmias

Cardiac Mapping Summit

Chairperson(s): U. Schotten (Maastricht, NL); P.J. Schwartz (Milan, IT)

11:00 › Models of functional reentry and fibrillation 106
S. Nattel (Montreal, CA)

11:18 › Rotors in animal models of atrial fibrillation 107
O. Berenfeld (Ann Arbor, US)

11:36 › Rotors in human atrial fibrillation 108
S. Narayan (Stanford, US)

11:54 › Mapping of TdP: evidence of gender differences 109
N. El-Sherif (Brooklyn, US)

12:12 › Cardiac mapping in experimental atrial fibrillation and ventricular arrhythmias - Panel discussion 110

11:00 - 12:30 | RAPID FIRE ABSTRACT | AGORA

Arrhythmias general - The unusual and unexpected

Chairperson(s): H. Estner (Munchen, DE); M.M. Martinek (Linz, AT)

11:00 › Aetiologies of atrioventricular block in patients younger than 50 years at time of first pacemaker implantation A nationwide Danish study 111
J.T.R Rudbeck-Resdal, M.K. Christiansen, J.B. Johansen, H. Bundgaard, J.C. Nielsen, H.K. Jensen (Aarhus, Odense and Copenhagen, DK)

11:10 › Metabolically healthy obesity and risk for atrial fibrillation 112
T. Feng, M.V. Vegard, L.E.L. Laugsand, L.B.S. Strand, B.M. Morkedal, D.A. Aune, L.V. Vatten, H.E. Ellekjaer, J.P.L. Loennechen, K.M. Mukamal, I.J. Janszky (Trondheim and Tonsberg, NO; London, UK; Boston, US)

11:20 › Particulate matter air pollution and incident atrial fibrillation in a general healthy population: a nationwide cohort study 113
I.S. Kim, P.S. Yang, T.H. Kim, J.S. Uhm, H.N. Pak, M.H. Lee, B. Joung (Seoul, KR)

11:30 › Impact of persistent ST elevation on outcome in patients with Takotsubo syndrome. Results from the GErman Italian STress Cardiomyopathy (GEIST) registry. 114
F. Santoro, T. Stiermaier, N. Tarantino, F. Guastafierro, L.F.M. Di Martino, M. Di Biase, I. Eitel, N.D. Brunetti (Foggia, IT; Lubeck, DE)

Sunday 18 March
MORNING SESSIONS

11:40 › Idiopathic atrial fibrillation as an inflammatory condition 115
R. Batalov, M. Khlynin, Y. Anfinogenova, J. Rogovskaya, S. Popov (Tomsk, RU)

11:50 › Acute alcohol consumption and effects on cardiac excitation, conduction, and repolarization. Results from the MunichBREW Study 116
M.F. Sinner, C. Drobesch, R. Herbel, K. Rizas, S. Massberg, S. Kaab, S. Brunner (Munich, DE)

12:00 › Meteorological factors and air pollutants contributing to seasonal variation for acute exacerbation of atrial fibrillation: a population-based study 117
J. Ahn, T. Uhm, J.H. Han, J.C. Choi, D.Y. Kim, S.H. Lee, J.S. Park, H.W. Lee, J.H. Oh, J.H. Choi, K.S. Cha, T.J. Hong (Busan and Chuncheon, KR)

12:10 › Telemetry monitoring in an epilepsy monitoring unit reveals new arrhythmias in patients on antiepileptic drugs with confirmed arrhythmic side effects 118
J. O'brien, S. Klaus, D. Jain, A. Chalissery, A. Buckley, P. Widdes Walsh, N.Delanty, R. Sheahan (Dublin, IE)

12:20 › Antiarrythmia Device use in Myotonic Dystrophy population: A Single Center Experience 119
N. Gruner-Hegge, D. Kella, D. Padmanabhan, D. Hodge, J. Prado, R. Aguayo, P. Friedman (Cambridge, UK; Rochester, US; São Paulo, BR)

Sunday 18 March
LUNCH TIME SESSIONS

12:45 - 13:45 SATELLITE SYMPOSIUM SOKOLOV

Leading the way in anticoagulation care in Atrial Fibrillation (AF) patients

Sponsored by BMS Pfizer

Chairperson(s): A. J. Camm (London, UK)

This symposium will advance the audience's understanding of unmet needs and current status of evidence landscape in oral anticoagulation in AF. Attendees will improve their familiarity with two main complementary sources of clinical data, RCTs and RWD, for NOACs in general and apixaban in particular. Finally, attendees will deepen their knowledge of emerging evidence supporting the use of NOACs for integrated, patient-centric management of AF in a variety of patient phenotypes, including patients undergoing cardiac procedures.

12:45 › Burden of atrial fibrillation: the case for change. 120
A. J. Camm (London, UK)

12:55 › Translating New Oral Anticoagulant (NOAC) evidence into clinical practice: optimising patient outcomes. 121
G. Y. H. Lip (Birmingham, UK)

13:10 › New oral anticoagulants (NOACs) in patients undergoing cardiac procedures: latest evidence. 122
S. H. Hohnloser (Frankfurt, DE)

13:25 › Patient education: practical approach. 123
H. Heidbuchel (Antwerp, BE)

13:40 › Questions & Answers - Leading the way in anticoagulation care in AF patients. 124
A. J. Camm (London, UK); G. Y. H. Lip (Birmingham, UK); H. Heidbuchel (Antwerp, BE); S. H. Hohnloser (Frankfurt, DE)

12:45 - 13:45 SATELLITE SYMPOSIUM SENNING

Advanced arrhythmia management

Sponsored by Medtronic

Chairperson(s): P. Neuzil (Praha, CZ); J. Brugada Terradellas (Barcelona, ES)

- *Learn about the clinical experience with a new non-invasive cardiac mapping system and discuss the clinical applications*
- *Learn how to use new tools and techniques for cryoballoon Atrial Fibrillation (AF) ablation and what the clinical results are of cryoballoon ablation of persistent AF*

12:45 › Introduction - Advanced arrhythmia management. 125
P. Neuzil (Praha, CZ)

12:50 › Clinical perspectives of non-invasive cardiac mapping. 126
P. Kanagaratnam (Four Oaks, Burningham, UK)

13:05 › Novel tools and techniques in cryo Atrial Fibrillation (AF) ablation. 127
F. Straube (Munich, DE)

13:20 › Outcomes after cryoballoon Pulmonary Vein (PV) antral isolation in patients with persistent AF. 128
S. Boveda (Toulouse, FR)

13:35 › Conclusions - Advanced arrhythmia management. 129
J. Brugada Terradellas (Barcelona, ES)

12:45 - 13:45 SATELLITE SYMPOSIUM WENCKEBACH

Treating mitral regurgitation in heart failure: what is new?

Sponsored by ABBOTT STRUCTURAL HEART

Chairperson(s): J. J. Bax (Leiden, NL); C. Leclercq (Rennes, FR)

- *Raise awareness and update on transcatheter mitral valve repair for optimizing the treatment of mitral regurgitation in heart failure patients*
- *Discuss guidelines and clinical practices*

12:45 › Introduction - Treating mitral regurgitation in heart failure : what is new? 130
C. Leclercq (Rennes, FR)

12:47 › Why mitral regurgitation is important for the electrophysiologist. 131
M. Senni (Bergamo, IT)

13:02 › Persistent mitral regurgitation after Cardiac Resynchronization Therapy (CRT): what to do? 132
K.-H. Kuck (Hamburg, DE)

13:17 › Changing paradigm in Functional Mitral Regurgitation (FMR) management. 133
F. Maisano (Zurich, CH); C. Butter (Bernau/Berlin, DE)

13:40 › Take home messages. 134
J. J. Bax (Leiden, NL)

12:45 - 13:45 SATELLITE SYMPOSIUM MOBITZ

A crowdsourced debate: is Subcutaneous Implantable Cardioverter- Defibrillator (S-ICD) a first choice therapy?

Sponsored by Boston Scientific

Chairperson(s): M. G. Bongiorni (Pisa, IT)

- *New AHA guidelines for sudden death prevention leading to patient stratification conversation*
- *Presenting evidence of the superiority S-ICD over TV-ICD*
- *Discussing state-of-the art practices for the implantation of an S-ICD*
- *Envisioning the evolution of the anesthesia options*

12:45 › Introduction - Is S-ICD a first choice therapy? 135
M. G. Bongiorni (Pisa, IT)

12:52 › Debate and vote: are we implanting complications with Transvenous Implantable Cardioverter-Defibrillator (TV- ICD)? 136
L. V. A. Boersma (Nieuwegein, NL); M. Biffi (Bologna, IT)

13:07 › Crowdsourced session: S-ICD implant challenges and best practices. 137
J. Kuschyk (Mannheim, DE)

13:22 › Crowdsourced session: to sleep or not to sleep? Alternative anesthesia solutions. 138
J.-B. Le Polain de Waroux (Brussels, BE)

13:37 › Final verdict: is S-ICD a superior solution to TV-ICD? 139
M. G. Bongiorni (Pisa, IT)

12:45 - 13:45 SATELLITE SYMPOSIUM MIROWSKI

Accuracy matters in complex electrophysiology procedures

Sponsored by Abbott

Chairperson(s): J. M. Almendral Garrote (Madrid, ES); K. Zeppenfeld (Leiden, NL)

Accuracy matters in complex electrophysiology procedures:
- *Learn about state of the art contact force technology and high definition mapping tools to map and treat complex arrhythmias: what is the relevance of these technologies in complex electrophysiology, why does accurate contact force matter, and what are the clinical advantages related to these technologies?*

High density mapping in ventricular tachycardia:
- *In the last few years many publications have shown that multipolar catheters permit high density mapping, which can be crucial to understand the mechanism of ventricular tachycardia. The learning objectives for this session are to review the state of the art of current approaches, which new tools are available, and how these learnings can be best implemented in clinical practice.*

Persistent Atrial Fibrillation, what have we learned?
- *Review of what has been learned over the past years related to ablation of persistent atrial fibrillation. Is PVI alone sufficient or should more be done? What are the best tools and approaches to achieve optimal patient outcomes.*

Multipoint mapping in complex atrial tachycardia and atrial fibrillation:

- *How has our understanding of complex atrial fibrillation and atrial tachycardia changed following the introduction of high density mapping? What is the best approach to these challenging procedures and what can be done to optimise patient outcomes.*

12:45 › Introduction - Accuracy matters in complex electrophysiology procedures. 140
J. M. Almendral Garrote (Madrid, ES); K. Zeppenfeld (Leiden, NL)

12:48 › High density mapping in ventricular tachycardia. 141
P. Della Bella (Milan, IT)

13:03 › Q&A - High density mapping in ventricular tachycardia. 142
P. Della Bella (Milan, IT)

13:06 › Persistent atrial fibrillation, what have we learned? 143
K. Rajappan (Oxford, UK)

13:21 › Q&A - Persistent atrial fibrillation, what have we learned? 144
K. Rajappan (Oxford, UK)

13:24 › Multipoint mapping in complex atrial tachycardia and atrial fibrillation. 145
I. Deisenhofer (Munich, DE)

13:39 › Q&A - Multipoint mapping in complex atrial tachycardia and atrial fibrillation. 146
I. Deisenhofer (Munich, DE)

13:42 › Conclusion - Accuracy matters in complex electrophysiology procedures. 147
J. M. Almendral Garrote (Madrid, ES); K. Zeppenfeld (Leiden, NL)

12:45 - 13:45 SATELLITE SYMPOSIUM FURMAN

Proven protection from sudden cardiac death – The wearable cardioverter defibrillator

Sponsored by Zoll CMS GmbH

Chairperson(s): H. Burri (Geneva, CH); O. Piot (Saint-Denis, FR)

This program will focus on the proven primary SCD prevention with the WCD. Presentations will include the recently published data from the largest randomized device trial, VEST, as well as the WEARIT-II Europe registry and will discuss the implications of these data in clinical practice. The faculty will also review strategies for treating newly diagnosed heart failure patients including the role that guideline directed medical therapy, in combination with the WCD, plays in providing them with time to determine long-term risk management needs.

12:45 › Introduction - Proven protection from sudden cardiac deatch - The wearable cardioverter defibrillator. 148
O. Piot (Saint-Denis, FR)

12:50 › Primary Prevention with the WCD: Vest Prevention of Early Sudden Cardiac Death (VEST) Trial. 149
J. E. Olgin (San Francisco, US)

13:05 › WEARIT-II Europe: data from a German multi-center prospective registry. 150
C. Veltmann (Hannover, DE)

13:20 › Strategies treating for newly diagnosed heart failure patients – guideline directed medical therapy, the WCD, and time. 151
D. Scherr (Graz, AT)

13:35 › Panel discussion and summary. 152
H. Burri (Geneva, CH)

Sunday 18 March
LUNCH TIME SESSIONS

12:45 - 13:45 SATELLITE SYMPOSIUM COUMEL

Lead management: new guidelines! New practice?

Sponsored by Spectranetics, now part of Philips Image guided therapy devices

Chairperson(s): C. E. H. Kennergren (Goteborg, SE); P. Defaye (Grenoble, FR)

In late fall 2017, a new international consensus statement on lead management and extraction has been published, endorsed by more than 10 international cardiologic or cardiac surgery societies. In this Satellite Symposium, attendees will learn what is new in the guidelines especially for referring centers. Also, an overview about state of the art lead extraction is given, with special regards to make the procedure as safe as possible.

12:45 › New guidelines for lead extraction. 153
J.-C. Deharo (Marseille, FR)

13:05 › Increased safety in lead extraction: new evidence. 154
R. G. Carrillo (Miami, US)

13:25 › A contemporary practice for lead management. 155
S. Hakmi (Hamburg, DE)

Sunday 18 March
AFTERNOON SESSIONS

14:00 - 15:30 DEBATE SESSION SOKOLOV

Tough decisions in anticoagulation in atrial fibrillation

Chairperson(s): T. Arentz (Bad Krozingen, DE); P. Kirchhof (Birmingham, UK)

To follow the arguments of experts in decission making in these controversial issues in AF ablation.

14:00 › Opening question

14:04 › Anticoagulation can be stopped after successful catheter ablation of AF in patients with CHADSVASC ≥2 risk of thromboembolism- PRO 156
S. Themistoclakis (Venice-Mestre, IT)

14:17 › Anticoagulation can be stopped after successful catheter ablation of AF in patients with CHADSVASC ≥2 risk of thromboembolism - CON 157
S. Potpara (Belgrade, RS)

14:30 › Anticoagulation can be stopped after successful catheter ablation of AF in patients with CHADSVASC ≥2 risk of thromboembolism - Rebuttal PRO 158
S. Themistoclakis (Venice-Mestre, IT)

14:35 › Anticoagulation can be stopped after successful catheter ablation of AF in patients with CHADSVASC ≥2 risk of thromboembolism - Rebuttal CON 159
S. Potpara (Belgrade, RS)

14:40 › Chairperson conclusion & Closing question

14:45 › Opening question

14:48 › Appendage closure is an alternative to anticoagulation therapy - PRO 160
L. V. A. Boersma (Nieuwegein, NL)

15:01 › Appendage closure is an alternative to anticoagulation therapy - CON 161
K.G. Haeusler (Berlin, DE)

15:14 › Appendage closure is an alternative to anticoagulation therapy - Rebuttal PRO 162
L. V. A. Boersma (Nieuwegein, NL)

15:19 › Appendage closure is an alternative to anticoagulation therapy - Rebuttal CON 163
K.G. Haeusler (Berlin, DE)

15:24 › Chairperson conclusion & Closing question

14:00 - 15:30 MAIN SESSION SENNING

Ventricular tachycardia

Joint session with the Heart Rhythm Society (HRS)
VT and VF Summit

Chairperson(s): G. Hindricks (Leipzig, DE); G. Van Hare (Saint Louis, US)

To learn the basics in diagnosis and treatment of ventricular tachycardia

14:00 › Anatomy of the left and right ventricles 164
K. Shivkumar (Los Angeles, US)

14:22 › Differential diagnosis ventricular tachycardia versus SVT using the 12-lead ECG 165
M. Earley (London, UK)

14:45 › Localising origin of the ventricular tachycardia 166
F. Marchlinski (Philadelphia, US)

15:07 › Ventricular tachycardia ablation - Diagnostic manoeuvers in the EP lab 167
C. de Chillou (Vandoeuvre Les Nancy, FR)

**Mobile App - Vote and Ask a Question session*

Sunday 18 March
AFTERNOON SESSIONS

14:00 - 15:30 | SYMPOSIUM | WENCKEBACH

Latest advances in pacing therapy

Lead and Device Management Summit

Chairperson(s): A. Lazarus (Neuilly Sur Seine, FR); C. Wolpert (Ludwigsburg, DE)

Update on new pacing techniques and technology available today and in the near future

14:00 › His bundle pacing 168
Z. I. Whinnett (London, UK)

14:22 › Leadless pacing of the right ventricle and the atrium 169
C. Steinwender (Linz, AT)

14:45 › Left ventricular leadless pacing 170
V. Reddy (New York, US)

15:07 › Combined S-ICD and leadless pacemaker 171
P. Neuzil (Praha, CZ)

14:00 - 15:30 | HOW-TO SESSION | MOBITZ

Diagnosis and management of inherited arrhythmia syndromes

Joint session with the Japanese Heart Rhythm Society (JHRS)

Chairperson(s): A. Goette (Paderborn, DE); M. Horie (Ohtsu, JP)

To learn contemporary diagnosis and management of inherited arrhythmia syndromes

14:00 › Brugada syndrome 172
A. Sarkozy (Edegem, BE)

14:30 › Long QT syndrome 173
S. Ohno (Otsu, JP)

15:00 › Catecholaminergic polymorphic ventricular tachycardia 174
J.-L. Pasquie (Montpellier, FR)

14:00 - 15:30 | HOW-TO SESSION | MIROWSKI

Difficult decisions surrounding ICD therapy

Chairperson(s): J. L. Merino (Madrid, ES); E. Sciaraffia (Uppsala, SE)

How to manage specific activities and situations in patients with an ICD

14:00 › Driving restrictions 175
G. L. Botto (Rho, IT)

14:30 › Sports activity 176
S. Boveda (Toulouse, FR)

15:00 › Managing the ICD lead on advisory 177
N. Varma (Cleveland, US)

**Mobile App - Vote and Ask a Question session*

Sunday 18 March
AFTERNOON SESSIONS

14:00 - 15:30 | HOW-TO SESSION | FURMAN

Individual solutions for challenging coronary vein anatomy

Chairperson(s): R. Hatala (Bratislava, SK); M. M. Oliveira (Lisbon, PT)

Implantation of a left ventricular pacing lead in a coronary vein may be particularly challenging. This session will propose tricks and tip for implantation of a transvenous lead in challenging coronary vein anatomy, but also present alternative approaches to transvenous implantation.

14:00 › When should I consider snaring approach? 178
S. Worley (Earleville, US)

14:30 › When should I consider minimally invasive epicardial approach? 179
F. Gadler (Stockholm, SE)

15:00 › When should I consider transeptal left ventricular lead placement? 180
T.R. Betts (Oxford, UK)

14:00 - 15:30 | MAIN SESSION | COUMEL

Non-consensus indications for CRT

Chairperson(s): H. Burri (Geneva, CH); C. A. Rinaldi (London, UK)

In daily practice, we occasionally encounter patients with heart failure not well covered by current clinical practice guidelines. Key opinion leaders will address the use of CRT in some of these challenging conditions.

14:00 › High-degree AV block with mid-range or preserved ejection fraction 181
J.J. Blanc (Brest, FR)

14:22 › Long PR interval 182
V. Kutyifa (Budapest, HU)

14:45 › Right bundle branch block 183
K. Vernooy (Maastricht, NL)

15:07 › Isolated left bundle branch block 184
J. C. Daubert (Rennes, FR)

14:00 - 15:30 | SYMPOSIUM | HIS

Structural remodelling in arrhythmias

VT and VF Summit

Chairperson(s): R.P. Martins (Rennes, FR); P.G.A. Volders (Maastricht, NL)

Phenotyping structural remodeling in arrhythmias

14:00 › New insights into mechanisms of structural remodeling in the heart 185
S. Nattel (Montreal, CA)

14:22 › Modeling the role of fibroblasts in cardiac arrhythmias 186
N. Trayanova (Baltimore, US)

14:45 › From idea to reality: fibrosis imaging for guiding ventricular tachycardia ablation 187
A. Berruezo Sanchez (Barcelona, ES)

15:07 › Comprehensive multimodality imaging of arrhythmias 188
K. H. Haugaa (Oslo, NO)

Sunday 18 March
AFTERNOON SESSIONS

14:00 - 15:30 SYMPOSIUM DAMATO

Mapping and ablation in clinical atrial fibrillation

Cardiac Mapping Summit

Chairperson(s): A. J. Bayes De Luna (Barcelona, ES); J. Kautzner (Prague, CZ)

14:00 › Mapping and ablation/isolation of pulmonary veins 189
J.M. Kalman (Victoria, AU)

14:30 › Mapping and ablation of atrial substrate 190
N. Marrouche (Salt Lake City, US)

15:00 › Mapping and ablation of rotor activity 191
P. Jais (Bordeaux, FR)

14:00 - 15:30 RAPID FIRE ABSTRACT AGORA

What is new in atrial fibrillation?

Chairperson(s): P. Lukac (Praha, CZ); D. Shah (Geneva, CH)

14:00 › Recurrence rate of atrial fibrillation after the first clinical episode: A prospective evaluation using continuous cardiac rhythm monitoring. 192
P. Papakonstantinou (Heraklion, Crete, GR)

14:09 › Aetiology-dependent atrial remodelling - a translational approach to characterise disease specific atrial cardiomyopathies in arterial hypertension and diabetic mellitus 193
A. Bukowska, C.H. Hartmann, R.K. Chilukoti, F. Pluteanu, J. Kockskaemper, C. Wolke, U. Lendeckel, A. Gardemann, A. Goette (Magdeburg, Greifswald, Marburg and Paderborn, DE)

14:18 › Baseline echocardiography-indicated impaired atrial function predicts reoccurrence and thromboembolic risks after catheter ablation of atrial fibrillation 194
S. Chu, Y.L. Xia, J. Zhou, J. Jiang, Q.H. Sheng, Y.S. Ding (Beijing, CN)

14:27 › PR interval prolongation as intermediate phenotype for atrial fibrillation: Association with echocardiographic parameters and biomarkers (the LIFE-Adult-Study) 195
S. Zeynalova, J. Kornej, M. Loeffler, S. Tautenhahn, S. Stoebe, J. Thiery, C.H. Engel, K. Wirkner, R. Burkhardt, R. Baber, D. Husser, A. Hagendorff (Leipzig, DE)

14:36 › Trends in hospital admissions for atrial fibrillation in Australia: a relentless rise 196
C. Gallagher, J. Hendriks, L. Giles, M. Middeldorp, R. Mahajan, D. Lau, P. Sanders, C.X. Wong (Adelaide, AU)

14:45 › An integrated AF-Clinic reduces all-cause mortality in patients with atrial fibrillation 197
J. M. L. Hendriks, H.J.G.M. Crijns, C. Gallagher, H.J.M. Vrijhoef, P. Sanders, R.G. Tieleman (Adelaide, AU; Maastricht and Groningen, NL)

14:54 › In Hospital and 12-month Follow-up Outcome from the ESC-EHRA Atrial Fibrillation Ablation Long-Term Registry: Gender Differences 198
M. Grecu, N. Dagres, J. Brugada, C. Laroche, I.C. Van Gelder, R. Cihak, L. Jordaens, J.M. Rubio Campal, A.P. Maggioni, E. Pokushalov, J. Kautzner, L. Tavazzi, C. Blomstrom Lundqvist, E. Arbelo, E. Arbelo (Iasi, RO; Leipzig, DE; Barcelona and Madrid, ES; Sophia Antipolis, FR; Groningen and Rotterdam, NL; Prague, CZ; Firenze and Pavia, IT; Novosibirsk, RU; Uppsala, SE)

15:03 › 10 years follow-up of epicardial pulmonary isolation and vagal denervation in patients with atrial fibrillation 199
L. Bagge, V. Jansson, P. Blomstrom, C. Blomstrom-Lundqvist (Uppsala, SE)

15:12 › Safety of uninterrupted dabigatran in cardiovascular interventions in the GLORIA-AF registry program 200
G.Y.H. Lip, S.J. Van Der Wall, C. Teutsch, K.J. Rothman, H.-C. Diener, S.J. Dubner, C.S. Ma, M. Paquette, S. Lu, L. Riou Franca, K. Zint, J.L. Halperin, M.V. Huisman (Birmingham, UK; Leiden, NL; Ingelheim and Essen, DE; North Carolina, Ridgefield and New York, US; Buenos Aires, AR; Beijing, CN; Ontario, CA)

15:21 › Left atrial appendage closure for stroke prevention in patients with atrial fibrillation: the difficult task of estimating the possible benefit in real life setting. 201

L. Fauchier, A. Cinaud, A. Lepillier, F. Brigadeau, P. Jacon, B. Pierre, O. Paziaud, F. Franceschi, J. Mansourati, D. Klug, O. Piot, D. Gras, G. Montalescot, J.C. Deharo, P. Defaye (Tours, Saint Denis, Lille, Grenoble, Marseille, Brest, Nantes and Paris, FR)

15:35 - 16:25 MODERATED POSTERS MODERATED ePOSTERS 1

Imaging in electrophysiology

Chairperson(s): V. Delgado (Leiden, NL); S. Popov (Tomsk, RU)

Moderated ePosters are on display at their assigned Moderated Poster session from 14:00 to 18:00
Presentation and discussion moderated by the chairpersons will take place between 15:35 to 16:25

Preprocedural CT angiography for the detection of coronary artery disease and its impact on the success rate of atrial fibrillation ablation 202

B. Szilveszter, N. Szegedi, G. Szeplaki, S.Z. Herczeg, P.Á.L. Maurovich-Horvat, B. Merkely, L. Geller (Budapest, HU)

Association between different cardiac MRI parameters with electro-anatomical substrate and NT-proANP levels inatrial fibrillation 203

T. Seewoester, P. Buettner, S. Nedios, K. Schumacher, B. Dinov, S. Hilbert, G. Hindricks, A. Bollmann, C. Jahnke, I. Paetsch, J. Kornej (Leipzig, DE)

Exclusion of left atrial thrombus by dual source cardiac computed tomography prior to catheter ablation for atrial fibrillation 204

M. Kottmaier, F. Bourier, T. Reents, S. Berglar, V. Semmler, C. Jilek, M. Kornmayer, M. Telishevksa, S. Lengauer, S. Brooks, F. Berger, K. Koch-Buettner, M. Hadamitzky, G. Hessling, I. Deisenhofer (Munich, DE)

The prognostic value of late gadolinium enhanced cardiac magnetic resonance imaging in ventricular arrhythmias in patients with nonischemic dilated cardiomyopathy, a meta-analysis 205

M. A. J. Becker, J.H. Cornel, T. Van Der Ploeg, C.P. Allaart, A.C. Van Rossum, T. Germans (Alkmaar and Amsterdam, NL)

Noninvasive Epi-endocardial Imaging of Atrial Arrhythmias 206

M. Khlynin, S. Popov, R. Batalov, S. Usenkov (Tomsk, RU)

Clinical utility of performing magnetic resonance imaging in patients with cardiac implantable electronic devices in situ 207

D. Padmanabhan, D.A.N.E.S.H. Kella, N. Tandon, A. Deshmukh, S.I.V.A. Mulpuru, S.U.R.A.J. Kapa, R.A.M.I.L.A. Mehta, C.O.N.N.I.E. Dalzell, N.O.R.A. Olson, J.O.E.L. Felmlee, M.A.R.Y. L. Jondal, S.A.M.U.E.L. Asirvatham, R.O.B.E.R.T. Watson, Y.O.N.G.-M. Cha, P.A.U.L. Friedman (Rochester, US)

Contrast agent-free magnetic resonance imaging protocol for the anatomical assessment of the heart for electrophysiological studies 208

S. Knecht, P. Haaf, F. Spies, T. Reichlin, M. Pradella, M. Zellweger, S. Osswald, M. Kuhne, C. Sticherling (Basel, CH)

Peri -infarct scar on late gadolinium enhancement cardiac magnetic resonance imaging: a supplementary parameter to improve the risk stratification in patients with ischemic cardiomyopathy 209

E.T. Tulumen, B. Rudic, H. Ringlage, A. Hohneck, I. El-Battrawy, M. Behnes, S. Roeger, V. Liebe, J. Kuschyk, I. Akin, M. Borggrefe, T. Papavassiliu (Mannheim, DE)

15:35 - 16:25 MODERATED POSTERS MODERATED ePOSTERS 2

E-basic electrophysiology

Chairperson(s): C. R. Bezzina (Amsterdam, NL); N. Calvo Galiano (Zaragoza, ES)

Moderated ePosters are on display at their assigned Moderated Poster session from 14:00 to 18:00
Presentation and discussion moderated by the chairpersons will take place between 15:35 to 16:25

The impact of an online directed education platform on the knowledge level of atrial fibrillation patients undergoing cardioversion or pulmonary vein isolation. 210

L. Desteghe, J. Germeys, J. Vijgen, P. Koopman, D. Dilling-Boer, J. Schurmans, P. Dendale, H. Heidbuchel (Hasselt and Antwerp, BE)

Machine learning in risk prediction of post-MI patients 211

A. Steger, A. Hapfelmeier, D. Sinnecker, M. Dommasch, A. Mueller, P. Barthel, G. Schmidt (Munich, DE)

Feasibility of cardiovascular screening in low-income settings using smartphone-based technologies 212

C. Fumagalli, N. Maurizi, S. O'konu, R. Rughetti, F. Avvantaggiato, M. Tamba, M. Targetti, S. Passantino, A. Arretini, A. Tomberli, K. Baldini, F. Barlocco, N. Marchionni, F. Cecchi, I. Olivotto (Florence and Pavia, IT; Nairobi, KE)

Validation of a new simulator combining a physical heart model with a three dimensional mapping system 213

L. A. Doni, L. Rossi, D. Penela, R. Marazzi, V. Napoli, L. Napoli, M. Villotta, G. Q. Villani, R. De Ponti (Varese, Piacenza, pomezia and milan, IT)

Inhibition of LXR/RXR pathway through septal pacing: novel mechanism of myopathy induced by pacing 214

Y.S. Lin, T.H. Chang, M.C. Chen (Kaohsiung and Taipei, TW)

Regulation of beta-adrenergic stimulated cardiac potassium currents involves calcium/calmodulin-dependent protein kinase II activation in canine ventricular cardiomyocytes under action potential clamp 215

R. Veress, D. Baranyai, B. Kurtan, Z.S. Kovacs, T. Banyasz, J. Magyar, N. Szentandrassy, P. P. Nanasi, B. Horvath (Debrecen, HU)

Functional properties of induced pluripotent stem cell-derived cardiomyocytes generated from Duchenne muscular dystrophy patients 216

B. Eisen, R. Ben Jehuda, A. Cuttitta, L. Mekies, Y. Shemer, I. Reiter, L. Monserrat, M. Gherghiceanu, M. Arad, D. Michele, O. Binah (Haifa and Ramat Gan, IL; Ann Arbor, US; A Coruña, ES; Bucharest, RO)

Comparative analysis of multiple leads smartphone electrocardiograph versus standard 12 leads electrocardiograph in patients with hypertrophic cardiomyopathy 217

N. Maurizi, C. Fumagalli, M. Targetti, S. Passantino, A. Arretini, A. Tomberli, K. Baldini, N. Marchionni, F. Cecchi, I. Olivotto (Florence, IT)

15:35 - 16:25 MODERATED POSTERS MODERATED ePOSTERS 3

The weird and the tough stuff

Chairperson(s): G. Conte (Lugano, CH); S. Ernst (London, UK)

Moderated ePosters are on display at their assigned Moderated Poster session from 14:00 to 18:00
Presentation and discussion moderated by the chairpersons will take place between 15:35 to 16:25

A single centre experience of catheter ablation in adults with congenital heart disease 218

R.G. Bennett, S. Musiol, S. Kestenbaum, A.G. Stuart, A.M. Nisbet (Bristol, UK)

Arrhythmia substrates in patients after Total Cavo-Pulmonary Connection (TCPC): a single centre experience using remote magnetic navigation 219

I. Cazzoli, S. Guarguagli, K. Roy, A. Ueda, F. Gomez, I.S. Horduna, L. Mantziari, S.V. Babu-Narayan, S. Ernst (London, UK)

Simultaneous multi-catheter cryotherapy for the treatment of accessory pathways refractory to radiofrequency catheter ablation 220

L. Leung, B. Evranos, H. Gonna, J. Gomes, I. Harding, H. Raju, A. Angelozzi, G. Domenichini, Z. Zuberi, M. Norman, M. Gallagher (London and Guildford, UK)

Characteristics of pediatric Brugada syndrome 221

T. Imamura, N. Sumitomo, S. Muraji, H. Mori, N. Iwashita, A. Komori, Y. Osada, M. Nakano, T. Oyanagi, T. Kojima, S. Yoshiba, T. Kobayashi (Hidaka and Tokyo, JP)

A single-centre registry of electric storms (storm registry) 222

E. Gadula-Gacek, M. Tajstra, A. Kurek, J. Niedziela, L. Pyka, P. Buchta, C. Myrda, A. Lekston, M. Gasior (Zabrze, PL)

Early post-operative ventricular arrhythmias increase mortality in patient with continuous-flow left ventricular assist device 223

V. Galand, C.L. Leclercq, S.B. Boule, P.M. Mondoly, F.S. Sacher, M.K. Kindo, P.R. Rouviere, J.B. Gourraud, P.D. Defaye, C.V. Verdonk, F.A. Anselme, B.P. Pierre, R.E. Eschallier, E.M. Marijon, R.P.M. Martins (Rennes, Lille, Toulouse, Bordeaux-Pessac, Strasbourg, Montpellier, Nantes, Grenoble, Paris, Rouen, Tours and Clermont-Ferrand, FR)

Day-to-day Variation of J-wave Predicts Life-Threatening Arrhythmias in Patients with Brugada syndrome 224

N. Ishizue, S. Niwano, H. Fukaya, H. Nakamura, J. Oikawa, J. Kishihara, A. Satoh, J. Ako (Sagamihara, JP)

Distinguishing peri-AV nodal focal atrial tachycardia requiring ablation from the left atrium 225

C. Vaduva, J. Szilagy, L. Saghy, R. Pap (Szeged, HU)

15:45 - 16:15 SATELLITE SYMPOSIUM - EXPERTS ON THE SPOT AGORA

Preventing strokes in high risk Atrial Fibrillation (AF) patients: a practical approach

Sponsored by BMS Pfizer

Chairperson(s): M. Wehling (Mannheim, DE)

This interactive session aims to improve the audience's understanding of current challenges associated with stroke prevention in high-risk patients with AF. Attendees will gain insight into current evidence and practical tools available to extend tailored use of NOACs to a wider population of patients with AF, including the elderly and individuals with chronic kidney disease.

15:45 › Preventing strokes in high risk AF patients: a practical approach. 226

M. Wehling (Mannheim, DE); S. Halvorsen (Oslo, NO); R. Collins (Dublin, IE)

16:30 - 18:00 DEBATE SESSION SOKOLOV

ICD indications in specific settings

Chairperson(s): M. Biffi (Bologna, IT); C. Blomstrom-Lundqvist (Uppsala, SE)

To reflect upon controversial indications for ICD therapy and guide patient management in these situations.

16:30 › Opening question

16:34 › Primary prevention in non-ischaemic cardiomyopathy - PRO 227

J. C. Nielsen (Aarhus N, DK)

16:47 › Primary prevention in non-ischaemic cardiomyopathy - CON 228

J. Poole (Seattle, US)

17:00 › Primary prevention in non-ischaemic cardiomyopathy - Rebuttal PRO 229

J. C. Nielsen (Aarhus N, DK)

17:05 › Primary prevention in non-ischaemic cardiomyopathy - Rebuttal CON 230

J. Poole (Seattle, US)

17:10 › Chairperson conclusion & Closing question

17:15 › Opening question

17:18 › Ischaemic heart disease, LVEF>35% and stable ventricular tachycardia - PRO 231

C. W. Israel (Bielefeld, DE)

17:31 › Ischaemic heart disease, LVEF>35% and stable ventricular tachycardia - CON 232

C. Sticherling (Basel, CH)

**Mobile App - Vote and Ask a Question session*

17:44 › Ischaemic heart disease, LVEF>35% and stable ventricular tachycardia - Rebuttal PRO. 233
C. W. Israel (Bielefeld, DE)

17:49 › Ischaemic heart disease, LVEF>35% and stable ventricular tachycardia - Rebuttal CON 234
C. Sticherling (Basel, CH)

17:54 › Chairperson conclusion & Closing question

16:30 - 18:00 HOW-TO SESSION SENNING

How and when to ablate arrhythmia substrates in patients with «primary» electrical diseases?

VT and VF Summit

Chairperson(s): L. E. Aguinaga Arrascue (Tucuman, AR); C. Pappone (San Donato Milanese, IT)

Learning the indications, approaches and current evidences for ablation of ventricular arrhythmias in patients with a primary electrical disease

16:30 › Idiopathic ventricular fibrillation 235
M. Haissaguerre (Pessac, FR)

17:00 › Brugada syndrome 236
K. Nademanee (Los Angeles, US)

17:30 › Drugs first, ablation second 237
M.M. Martinek (Linz, AT)

16:30 - 18:00 MAIN SESSION WENCKEBACH

Non-response to CRT: eliminating potential reversible causes

Lead and Device Management Summit

Chairperson(s): K. Dickstein (Stavanger, NO); C. Linde (Stockholm, SE)

There are multiple reasons for lack of response to CRT. The present sessions will present the most common causes of non-response to CRT, propose practical solutions and highlight technical challenges and limitations.

16:30 › Atrial tachyarrhythmias 238
R. Keegan (Bahia Blanca, AR)

16:52 › Frequent ventricular extrasystoles 239
R.P. Martins (Rennes, FR)

17:15 › Mitral regurgitation 240
A. Auricchio (Lugano, CH)

17:37 › Lead malpositioning 241
B. Merkely (Budapest, HU)

16:30 - 18:00 HOW-TO SESSION MOBITZ

Managing syncope in difficult disease states *

Joint session with the Sociedad Brasileira de Arritmias Cardiacas (SOBRAC)

Chairperson(s): F. C. Da Costa Darrieux (Sao Paulo, BR); A. Moya I Mitjans (Barcelona, ES)

To evaluate patients with potentially life-threatening syncope

16:30 › Suspected Brugada syndrome 242
P. Mabo (Rennes, FR)

**Mobile App - Vote and Ask a Question session*

16:52 › Bundle branch block 243
H. Brito Jr (Juiz De Fora, BR)

17:15 › Early repolarisation 244
P. Maury (Toulouse, FR)

17:37 › Syncope with vasovagal symptoms 245
D.T. Hachul (Sao Paulo, BR)

16:30 - 18:00 SPECIAL SESSION MIROWSKI

Live Session - Pacing

Chairperson(s): J. Sperzel (Bad Nauheim, DE); F. Zanon (Rovigo, IT)

Live case from Barcelona - Leadless pacing: micra implant 246
L. Mont (Barcelona, ES); J. Steffel (Zurich, CH)

Live case from Leipzig - His bundle pacing 247
S. Richter (Leipzig, DE); D. Keene (London, UK)

His bundle pacing for cardiac resynchronisation 248

Present and future of leadless pacing 249
V. Reddy (New York, US)

16:30 - 18:00 MEET THE EXPERTS FURMAN

Role of ablation in patients with heart failure

Chairperson(s): J.M. Kalman (Victoria, AU); N. Marrouche (Salt Lake City, US)

The objective is to reconsider the role of ablation in heart faiure patients. The discussion of grey areas in the management of heart failure in atrial fibrillation that may change our previous understanding of the issue.

16:30 › Catheter ablation of atrial fibrillation 250
D. Shah (Geneva, CH)

17:00 › PVC ablation 251
B. Gorenek (Eskisehir, TR)

17:30 › Atrioventricular nodal ablation 252
M. Gasparini (Rozzano, IT)

16:30 - 18:00 SYMPOSIUM COUMEL

Sudden cardiac death: anticipation/prediction/action

Chairperson(s): S. Kaab (Munich, DE); P.J. Schwartz (Milan, IT)

16:30 › Predicting sudden cardiac death minutes before its occurrence: Is anticipation feasible? 253
X. Jouven (Paris, FR)

16:52 › ECG in athletes: how to identify high risk subjects? 254
S. Sharma (London, UK)

17:15 › Electrical risk score: how to build it? 255
S. Chugh (Los Angeles, US)

17:37 › Cell phones and drones : how to use them? 256
A. Menet (Lambersart, FR)

Sunday 18 March
AFTERNOON SESSIONS

16:30 - 18:00 | ORAL ABSTRACT SESSION | HIS

Young EP Clinical Case session

Chairperson(s): T. De Potter (Aalst, BE); J. Kosiuk (Leipzig, DE) ; V.Kutyifa (Budapest, HU)

16:30 › Recurrent ICD shocks with discordant intracardiac and ECG data: is the diagnosis always as simple? 257
R.V. Montes De Oca, M.R. Arceluz, E. Falconi, M. Ortega, C. Escobar Cervantes, S. Castrejon Castrejon, J.L. Merino Llorens (Madrid, ES)

16:52 › Identification of the circuit of idiopathic left ventricular tachycardia with ultra high density mapping 258
M. Fukunaga (Kitakyushu, JP)

17:37 › 'Yew waves': a case of Brugada pattern ECG after yew tree overdose 259
B.M. Wiles, A.J. Stafford, P.R. Roberts, J.C. Rawlins (Southampton, UK)

17:15 › Vein-of-Marshall mediated complex atrial tachycardia 260
M. Wolf, K. Vlachos, T. Kitamura, A. Denis, P. Jais, N. Derval (Bordeaux-Pessac, FR)

17:38 › Young EP Clinical Case session - Panel discussion. 261
S. Bogdan (Bucharest, RO), J. Brugada Terradellas (Barcelona, ES), J. Kautzner (Prague, CZ),

16:30 - 18:00 | SYMPOSIUM | DAMATO

Mapping and ablation of supraventricular tachycardias

Cardiac Mapping Summit

Chairperson(s): M. Didenko (Saint - Petersburg, RU); H. Heidbuchel (Antwerp, BE)

16:30 › Entrainment and resetting of SVTs 262
D. Steven (Cologne, DE)

16:48 › Mapping and ablation of focal atrial tachycardias. 263
L. Di Biase (New York, US)

17:06 › Mapping and ablation of AVNRT and its variants 264
D. Katritsis (Athens, GR)

17:24 › Mapping and ablation of accessory pathways and its variants 265
J. Farre (Madrid, ES)

17:42 › Mapping and ablation of supraventricular tachycardias - Panel discussion.

16:30 - 18:00 | RAPID FIRE ABSTRACT | AGORA

CRT - A room for improvement?

Chairperson(s): M. Chudzik (Lodz, PL); M. Lunati (Milano, IT)

16:30 › The VALID-CRT risk score reliably predicts outcome after cardiac resynchronization therapy in an real-world population 267
E. Bertaglia, A. Reggiani, P. Palmisano, S. Badolati, Q. Parisi, G. Savarese, G. Maglia, T. Giovannini, A. Ferraro, A. Spotti, F. Solimene, A. Baritussio, A. Cecchetto, M. Malacrida, G. Stabile (Padua, Mantova, Tricase, La Spezia, Campobasso, Foligno, Catanzaro, Prato, Rivoli, Cremona, Mercogliano, Milan and Naples, IT)

16:40 › Normalization of QRS duration to left ventricular dimension improves patient selection for cardiac resynchronization therapy 268
A. Zweerink, D.J. Friedman, I. Klem, C. Vink, P.S. Biesbroek, S.M. Hansen, R.J. Kim, A.C. Van Rossum, B.D. Atwater, R. Nijveldt, C.P. Allaart (Amsterdam, NL; Durham, US)

16:50 › Left ventricular regional remodeling and lead position during CRT 269
M. B. Kronborg, A. Sommer, D. B. Fyenbo, B. L. Norgaard, C. Gerdes, J. M. Jensen, H. K. Jensen, J. Kristensen, J. C. Nielsen (Aarhus, DK)

Sunday 18 March
AFTERNOON SESSIONS

17:00 › Comparison of endocardial vs epicardial LV pacing in patients receiving CRT 270
I. Karpenko, A. Abramova, M. Chanafi, D. Lopin, D. Volkov (Odessa and Kharkiv, UA)

17:10 › Does every left bundle branch block say the same in cardiac resynchronisation therapy? 271
A. M. W. Van Stipdonk, I. A. H. Ter Horst, R. Hoogland, H. J. G. Crijns, F. W. Prinzen, M. Meine, A. H. Maass, K. Vernooy (Maastricht, Utrecht and Groningen, NL)

17:20 › CRT follow-up in LV only pacing without RV lead: exercise test is essential. 272
C. Vacarescu, L. Petrescu, C. Mornos, E.V. Goanta, R.A. Cozlac, D. Cozma (Timisoara and Craiova, RO)

17:30 › Renal function and the long term clinical outcomes of cardiac resynchronization therapy with or without defibrillation 273
A. Zegard, R. Taylor, P.W.X. Foley, F. Umar, K. Patel, J. Panting, C.J. Ferro, H. Marshall, T. Qiu, F. Leyva (Birmingham and Swindon, UK)

17:40 › Is Adaptive Cardiac Resynchronization Therapy impactful in patient activity? Insights from multicenter observational project 274
S. Iacopino, C. Tomaselli, L. Rebellato, A. Capucci, T. Infusino, M. Ziacchi, E. Pisano', G. Zanotto, D. Tarricone, A. Vado, L. Padeletti, G. Boriani (Cotignola, Cosenza, Udine, Ancona, Catanzaro, Bologna, Lecce, Legnago, Milan, Cuneo, Florence and Modena, IT)

17:50 ›A roadmap for LV lead placement in CRT: integration of ECG imaging, coronary venous CT, and delayed enhancement CMR 275
U. C. Nguyen, M.J.M. Cluitmans, J.G. Luermans, C. B. De Vos, M. Strik, B.L.J.H. Kietselaer, S. Gommers, S.C.A.M. Bekkers, P.G.A. Volders, C. Mihl, F.W. Prinzen, K. Vernooy (Maastricht and Sittard and Heerlen, NL)

Sunday 18 March
POSTER SESSIONS

08:30 - 18:00 POSTER SESSION POSTER

Poster session 1

Atrial fibrillation ablation - Cryoballoon

2nd generation spiral mapping catheter facilitates real-time observation of pulmonary vein isolation with cryoballoon P276

A. Pott, M. Baumhardt, T. Stefan, K. Petscher, W. Rottbauer, T. Dahme (Ulm, DE)

Changes in left atrium voltage map characteristics in patients undergoing re-ablation for atrial fibrillation. P277

Y. Huo, M.B. Kronborg, J. Sitzy, U. Richter, J. Mayer, S. Ulbrich, L. Pu, T. Gaspar, C. Piorkowski (Dresden, DE)

Acute efficacy, safety and clinical outcomes utilizing the second-generation cryoballoon for pulmonary vein isolation in patients with previously implanted cardiac devices for continuous atrial monito P278

C.H. Heeger, V. Tscholl, E. Wissner, T. Fink, B. Bellmann, S. Mathew, B. Reissmann, C. Lemes, T. Maurer, B. Goldmann, U. Landmesser, F. Ouyang, A. Rillig, A. Metzner (Hamburg and Berlin, DE; Chicago, US)

Cryoablation for paroxysmal and persistent AF in patients with structural heart disease. Clinical outcomes from multicenter observational project P279

G.B. Perego, S. Iacopino, G. Arena, R. Verlato, P. Pieragnoli, A. Curnis, G. Allocca, P. Pepi, C. Tondo, L. Sciarra, G. Stabile, L. Padeletti (Milan, Cotignola, Massa, Camposampiero, Florence, Brescia, Conegliano, Mantova, Rome and Naples, IT)

Predicting application failure during cryoballoon ablation: how to decide for an additional-freeze-application? P280

F. Kece, M. De Riva, R. Alizadeh Dehnavi, A.P. Wijnmaalen, M.J. Schalij, K. Zeppenfeld, S.A. Trines (Zwolle and Leiden, NL)

Qualified bonus freezes - a rationale for added freezes with the cryoballoon P281

N. Deubner, H. Greiss, C. Gkalapis, A.P. Ziakos, A. Sause, M. Kuniss, T. Neumann (Wuppertal and Bad Nauheim, DE)

Value of high-resolution mapping in optimizing cryoballoon ablation of atrial fibrillation P282

G. Conte, K. Soejima, M. Badini, Y. Miwa, M.L. Caputo, T. Oezkartal, F. Regoli, F. Maffessanti, T. Moccetti, A. Auricchio (Lugano, CH; Tokyo, JP)

Can the continuous monitoring of cardiac rhythm after index pulmunary vein cryoballoon ablation improve the care of patients with paroxysmal AF? P283

G. Arena, L. Padeletti, S. Iacopino, R. Verlato, C. Tondo, A. Curnis, M. Lunati, G. Molon, W. Rahue, L. Sciarra, M. Landolina, G. Rovaris (Massa, Florence, Cotignola, Camposampiero, Milan, Brescia, Negrar-Verona, Bolzano, Rome, Crema and Monza, IT)

Long-term clinical success of pulmonary vein isolation utilizing the second generation cryoballoon in patients with persistent atrial fibrillation: A multicenter study P284

C.H. Heeger, B. Bellmann, T. Fink, S. Mathew, B. Reissmann, C. Lemes, T. Maurer, F. Santoro, A. Sultan, T. Plenge, F. Ouyang, A. Metzner, D. Steven, A. Rillig (Hamburg and Cologne, DE)

Temperature plateau during the thawing phase of cryoballoon ablation correlates with adequate freezing effects P285

L.B. Shi, S.Y. Chu, P. Schuster, E. Solheim, L.Z. Sun, P.I. Hoff, O.J. Ohm, J. Chen (Bergen, NO; Beijing, CN)

Safety and long-term clinical success of pulmonary vein isolation utilizing the second generation cryoballoon in patients over 75 years of age: A multicenter study P286

C.H. Heeger, B. Bellmann, T. Fink, S. Mathew, B. Reissmann, C. Lemes, T. Maurer, F. Santoro, A. Sultan, T. Plenge, F. Ouyang, A. Metzner, D. Steven, A. Rillig (Luebeck, Cologne and Hamburg, DE)

Ventricular tachycardia

In-vivo lesion index (LSI) validation in percutaneous radiofrequency catheter ablation P287

S. Themistoclakis, V. Calzolari, L. De Mattia, A. Dello Russo, P. China, M. Casella, S. Indiani, I. Caporaso, A. Addis, C. Tondo (Mestre-Venice, Treviso, Milan, Agrate Brianza and Rivolta D'Adda, IT)

Catheter ablation for ventricular tachycardia in tuberculous granulomatous myocarditis: myth or reality. P288

D. Bera, D. Saggu, S. Yalagudri, C. Sridevi, S. Kumar, S. Devidutta, J. Theodore, C. Narasimhan (hyderabad, IN)

Epicardial ablation of ventricular tachycardia in patients with arrhythmogenic right ventricular cardiomyopathy using remote magnetic navigation system: a state-of-art safer EP intervention P289

M. Ibrahim, I. Cazzoli, S. Guarguali, S. Ernst (London, UK)

Ablation of frequent PVCs in patients with a prior myocardial infarction and LV dysfunction. P290

D. Penela, J. Fernandez-Armenta, L. Tercedor, L. Aguinaga, J. Acosta, F. Bisbal, A. Ordonez, M. Martinez, D. Soto, L. Mont, A. Berruezo (Piacenza, IT; Cadiz, Granada, Sevilla, Badalona, Tarragona and Barcelona, ES; Tucuman, AR)

Imaging guided versus non imaging guided ventricular tachycardia ablation - a meta-analysis P291

A. A. Hendriks, Z. Kis, M. Glisic, W.M. Bramer, T. Szili-Torok (Rotterdam, NL)

Temporal beat-to-beat variability of repolarization (BVR) changes predict imminent non-sustained ventricular tachycardia in ischaemic heart disease patients P292

M. Amoni, B. Vandenberk, J. Moeyersons, S. Van Huffel, K. Sipido, R. Willems (Leuven, BE)

Prognostic significance of Ventricular Tachycardia clustering after catheter ablation in non-ischemic dilated cardiomyopathy P293

F. Santoro, S. Mathew, C.H. Heeger, T. Fink, T. Maurer, C. Lemes, B. Reissmann, A. Rillig, A. Metzner, F. Ouyang (Hamburg, DE)

Long-term benefit of frequent PVC ablation in patients with LV dysfunction. A multicentre prospective study P294

D. Penela, L. Aguinaga, L. Tercedor, J. Fernandez-Armenta, J. Acosta, A. Ordonez, F. Bisbal, M. Martinez, D. Soto, L. Mont, A. Berruezo (Piacenza, IT; Tucuman, AR; Granada, Cadiz, Sevilla, Tarragona, Badalona and Barcelona, ES)

Safety of epicardial ablation of ventricular tachykardia: A large single center experience P295

A. Weber, L. Bertagnolli, B. Dinov, P. Sommer, A. Bollmann, G. Hindricks, A. Arya (Leipzig, DE)

Ablation of ventricular tachycardia in patients with structural heart disease and electrical storm P296

S. Mathew, T. Maurer, C. Lemes, C. Heeger, B. Reissmann, F. Santoro, A. Metzner, A. Rillig, F. Ouyang (Hamburg, DE)

Impact of contact force sensing technology on catheter ablation success of idiopathic ventricular arrhythmias originating from the outflow tracts P297

R. Ebrahimi, M. Kuehne, S. Knecht, F. Spies, B. Schaer, S. Osswald, C. Sticherling, T. Reichlin (Basel, CH)

VT therapy in patients with noncompaction cardiomyopathy P298

C. Sohns, C.H. Heeger, M. Volkmer, A. Metzner, J.H. Nuernberg, G. Buchwalsky, R. Ventura, A. Reinhardt, H. Jansen, J.H. Hebe, F. Ouyang, J.H. Siebels (Bremen and Hamburg, DE)

Clinical and echocardiographic parameters predicting long-term mortality in patients undergoing ischaemic or non- ischaemic VT ablation P299

K. V. Nagy, N. Szegedi, S.Z. Kugler, Z. Sallo, I. Osztheimer, S.Z. Herczeg, G. Szeplaki, T. Tahin, B. Merkely, L. Geller (Budapest, HU)

Characterization of catheter tissue contact force in treating premature ventricular complexes arising from the aortic root P300

X. Dong, M.I.N. Tang, S.H.U. Zhang (Beijing, CN)

Long-term success rate and predictors of outcome of VT ablation in patients with ischemic heart disease P301

D.M. Haanschoten, J.J.J. Smit, A. Adiyaman, A.R. Ramdat Misier, P.P.H.M. Delnoy, A. Elvan (Zwolle, NL)

An augmented reality approach to guide epicardial access during cardiac ablation procedures. P302

J. Ector, W. David, J. Willems, S. De Buck, T. De Potter, W. Schurmans, P. Haemers, C. Garweg, R. Willems (Leuven and Aalst, BE)

Effects of angiotensin-neprilysin inhibition as compared to angiotensin inhibition on ventricular arrhythmias in reduced ejection fraction patients under continuous remote monitoring of implantable de P303

C. De Diego, L. Gonzalez-Torres, E.R. Centurion, M. Macias, G. De Lara (Torrevieja y Elche, ES)

Conservative treatment fails to improve outcome of patient with electrical storm: a comparative study with catheter ablation P304

A. A. Hendriks, D.A. Theuns, Z. Kis, S.C. Yap, S.A. Wijchers, R.E. Bhagwandien, T. Szili-Torok (Rotterdam, NL)

Unsafe drugs use and dysrhythmic events in Brugada patients with ICD: results of a long-term follow-up P305

J. Milner, N. Antonio, D. Fernandes, M. Madeira, J. Nascimento, M. Ventura, J. Cristovao, L. Elvas, M. Pego (Coimbra, PT)

Programming progressive therapies for the treatment of ventricular tachycardia: efficacy and safety of ramps and lowamplitude shocks P306

M. Strik, A. Frontera, N. Welte, R. Eschalier, N. Klotz, P. Ritter, M. Haissaguerre, S. Ploux, P. Bordachar (Maastricht, NL; Bordeaux-Pessac and Clermont-Ferrand, FR)

Prevalence of early repolarization syndrome and long-term clinical outcome in patients with the diagnosis of idiopathic ventricular fibrillation P307

D. Dalos, L. Fiedler, J. Radojevic, M. Sponder, W. Dichtl, C. Schukro (Vienna, Mödling and Innsbruck, AT)

Efficacy and safety of bipolar ablation for the treatment of Ventricular Tachycardia deep substrates P308

N. Trevisi, C. Bisceglia, G. D'angelo, F. Baratto, M. Cireddu, P. Della Bella (Milan, IT)

Basic Science

Plasminogen activator inhibitor-1 as a predictor of recurrence atrial fibrillation after radiofrequency catheter ablation of pulmonary veins P309

R. Rekvava, S. Berkonbaiev, N. Bregvadze-Tabagari, Z. Pagava (Almaty, KZ; Tbilisi, GE)

Circulating miRNAs expression in atrial fibrillation patients candidates to transcatheter ablation P310

A. Galli, F. Lombardi, D. Carpi, E. Provasi, M.L. Sarnicola, A. Torri, S. Abrignani (Milan, IT)

In-vivo and cellular left atrial function in an experimental model of heart failure with preserved ejection fraction P311

F. Hohendanner, D. Bode, U. Primessnig, T. Guthof, P. Wakula, B. Pieske, F. Heinzel (Berlin, DE)

Digoxin and platelet activation in atrial fibrillation patients. P312

D. Pastori, R. Carnevale, F. Violi, P. Pignatelli (Rome, IT)

Platelet Toll like receptor and its ligand High Mobility Group Box 1 expression is increased in the left atrium of atrial fibrillation patients P313

K. M. Gurses, D. Kocyigit, M. U. Yalcin, H. Canpinar, U. Canpolat, B. Evnanos, H. Yorgun, M. L. Sahiner, E. B. Kaya, D. Guc, K. Aytemir (Aydin, Afyonkarahisar, Konya and Ankara, TR)

Ivabradine-induced atrial tachyarrhythmias in healthy rats P314

A. Scridon, M. Perian, T. Grigoras, V.B. Halatiu, A. Vantu, A.I. Balan, I.A. Cosma, A.C. Barmou, B.A. Finascu, R.C. Serban (Tirgu Mures, RO)

The metabolic modulator trimetazidine inhibits AF-induced atrial structural remodelling P315

D. Opacic, S. Reid, J. Simons, A. Weseler, P. Schoenleitner, A. Van Hunnik, M. Kuiper, M.J. Drittij, I. Akomianakis, P. Pasdois, C. Antoniades, U. Schotten, S. Verheule (Maastricht, NL; Oxford, UK; Bordeaux, FR)

CRT

Acute and short term safety and feasibility of the new OPTIMIZER SMART-system: Is it reasonable to avoid an atrial lead? P316

A. Kloppe, L. Boesche, A. Aweimer, A. Ewers, D. Schoene, P. Patsalis, A. Muegge, F. Schiedat (Bochum, DE)

Improvement of ventilatory efficiency and reduction of oscillatory breathing pattern by cardiac contractility modulation P317

D. Schoene, A. Aweimer, L. Boesche, J. Zeidler, A. Ewers, A. Muegge, A. Kloppe, F. Schiedat (Bochum, DE)

Day-case implant of complex pacing devices is safe and preferred by patients; a 2 year experience. P318

P.A. Chousou, R. Bellanti, J. Hayes, A. Marinakis, K. Sanders, V. Carpenter, H. Hewitt, A. Domingos, M.S. Virdee, P.J. Pugh (Cambridge, UK)

Is the measurement of QRS duration valid and reproducible in patients with left bundle branch block? P319

A. Quesada Dorador, E. Mateu-Gisbert, C. Albiach, B. Quesada Ocete, B. Bochard-Villanueva, J. Jimenez-Bello, F. Gomez-Pajares, P. Alonso, V. Palanca, F. Ridocci-Soriano, R. Paya-Serrano, B. Trejo-Velasco, J. Vano (Valencia, ES; Mainz, DE)

End-systolic septum strain: a multi-modality strain parameter that accurately predicts cardiac resynchronization therapy response P320

A. Zweerink, W.M. Van Everdingen, R. Nijveldt, O.A.E. Salden, M. Meine, A.H. Maass, K. Vernooy, F.J. De Lange, M.A. Vos, B. Geelhoed, M. Rienstra, I.C. Van Gelder, A.C. Van Rossum, M.J. Cramer, C.P. Allaart (Amsterdam, Utrecht, Groningen and Maastricht, NL)

Effect of biventricular pacing on ventricular remodeling in asymptomatic heart failure patients with ischemic cardiomyopathy P321

A. Quesada Dorador, B. Quesada-Ocete, V. Kutyifa, H. Klein, J. Jimenez-Bello, M.C. Marin- Gomez, Y. Biton, S. Mcnitt, B. Polonsky, R. Paya, W. Zareba, I. Goldenberg, A. Moss (Valencia, ES; Mainz, DE; Rochester, US; Tel Hashomer, IL)

Is physiologic preservation of microcirculation important for functional recovery after CRT? P322

G. Nikcevic, A. Djordjevic-Dikic, S.U. Pavlovic, A. Milasinovic, M. Zivkovic, B. Kircanski, N. Radovanovic, G. Milasinovic (Belgrade, RS)

Response to cardiac resynchronization therapy is determined by intrinsic electrical substrate rather than by its modification P323

M. Strik, S. Ploux, P. Huntjens, A. Frontera, R. Eschalier, R. Dubois, P. Ritter, N. Klotz, M. Haissaguerre, H.G.J.M. Crijns, F.W. Prinzen, P. Bordachar (Maastricht, NL; Bordeaux-Pessac and Clermont-Ferrand, FR)

Optimal MRI-based left ventricular lead placement for cardiac resynchronization therapy in patients with an ischemic cardiomyopathy: a retrospective analysis P324

W.A. Gathier, D.J. Van Ginkel, W.M. Van Everdingen, M. Meine, F.J. Van Slochteren, P.A. Doevendans, S.A.J. Chamuleau (Utrecht, NL)

Validation of time-to-battery depletion (remaining longevity) algorithms in modern cardiac resynchronization therapy defibrillators (CRT-Ds) P325

M. Biffi, M. Ziacchi, H. Burri, B.L. Wilkoff, G. Zambianchi, J. Masceroni, S.I. Tsintzos, G. Boriani (Bologna, Milan and Modena, IT; Geneva and Tolochenaz, CH; Cleveland, US)

Clinical and echocardiographical response and decrease of NT-proBNP levels at one year predict long term outcome after cardiac resynchronization therapy P326

T. Roubicek, D. Wichterle, J. Stros, P. Kucera, J. Cerny, R. Polasek (Liberec and Prague, CZ)

Long-term clinical outcome of patients after cardiac resynchronization therapy upgrade: a high volume, single center experience P327

A. Kosztin, W. Schwertner, A. Kovacs, E. Zima, L. Geller, V. Kutyifa, B. Merkely (Budapest, HU; Rochester, US)

Electro-Vectorcardiography and myocardial scar quantification improve the prediction of Cardiac Resynchronization Therapy response P328

U. C. Nguyen, S. Claridge, K. Vernooy, E.B. Engels, R. Razavi, C.A. Rinaldi, Z. Chen, F.W. Prinzen (Maastricht, NL; London, UK)

Optimal site selection during biventircualar endocardial pacing improves acute haemodynamic response and chronic remodeling: A multi-centre UK study P329

B. Sieniewicz, J. Behar, J. Gould, S. Claridge, B. Porter, T. R. Betts, D. Webster, S. James, A. Turley, C. A. Rinaldi (London, Oxford and Middlesborough, UK)

Cardiac resynchronization therapy in elderly: predictors of mortality at 12-months follow-up P330

E. Bertaglia, P. Pepi, P. Palmisano, A. D'onofrio, A. De Simone, S. Caico, D. Pecora, A. Rapacciuolo, G. Arena, M. Marini, G. Ricciardi, F. Migliore, S. Ferretto, M. Malacrida, G. Stabile (Padua, Mantova, Tricase, Naples, Maddaloni, Gallarate, Brescia, Massa, Trento, Florence and Milan, IT)

Ventricular paced interlead electrical delay and response to cardiac resynchronization therapy P331

A. Sommer, M.B. Kronborg, C. Gerdes, J. Kristensen, J.C. Nielsen (Aarhus, DK)

Dual energy cardiac computed tomography to guide cardiac resynchronisation therapy: a feasibility study using coronary venous anatomy, scar and strain to guide optimal left ventricular lead placement P333

J. Gould, J. Behar, R. Rajani, B. Sieniewicz, B. Porter, S. Claridge, B. Sidhu, O. Razeghi, S. Niederer, D. Toth, P. Mountney, U. Haberland, G. Carr-White, R. Razavi, C.A. Rinaldi (London, UK; Princeton, US)

Comparison of the late activation zone and the changes in the structure of the left ventricular myocardium in candidates for cardiac resynchronization therapy P334

S. Zubarev, M.P. Chmelevsky, M.A. Budanova, A.V. Ryzhkov, M.A. Trukshina, V.K. Lebedeva, M.Y.U. Sitnikova, D.S. Lebedev (Saint Petersburg, RU)

Intra-procedural QRS shortening and response to cardiac resynchronization therapy P335

A. Sommer, C. Stephansen, M.B. Kronborg, J. Kristensen, C. Gerdes, J.C. Nielsen (Aarhus, DK)

Atrial fibrillation ablation - Mechanisms and outcomes

Transformation in rotational atrial activity before and after pulmonary vein isolation P336

T. Neumann, H. Greiss, S. Zaltsberg, K. Weipert, A. Hain, J. Sperzel, M. Kuniss (Bad Nauheim, DE)

Safety of rapid ventricular pacing to acquire three-dimensional rotational angiography during ablation of atrial fibrillation P337

A. Billiet, W. Schurmans, P. Haemers, C. Garweg, R. Willems, J. Ector (Leuven, BE)

Epicardial ligation of the left atrial appendage for antiarrhythmic indication P338

K. M. Nentwich, E.E. Ene, P.H. Halbfass, K.S. Sonne, S.K. Kerber, T.D. Deneke (Bad Neustadt an der Saale, DE)

Force-Time Integral (FTI) values can predict transmural lesions in left atrium after pulmonary vein isolation in cardiac MRI 3 months post-ablation P339

M. Forkmann, C. Mahnkopf, I. Ajmi, M. Mitlacher, A. Vevecka, S. Schwab, J. Brachmann, S. Busch (Coburg, DE)

Identification of clinical risk factors and biological markers associated with development of atrial low voltage substrate predisposing to atrial fibrillation. Substrate-AF-Study P340

Z.L. Moreno Weidmann, A. Jadidi, V. Bazan Gelizo, C. Park, S. Combes, X. Vinolas, J. Chen, H. Espinosa, B. Mueller-Edenborn, T. Arentz (Bad Krozingen, DE; Barcelona, ES; Geneva, CH; Toulouse, FR)

Impact of catheter ablation and characteristics of patients with atrial fibrillation and reduced ejection fraction P341

A. Vevecka, M. Forkmann, C. Schwab, C.H. Mahnkopf, J. Brachmann, S. Busch (Coburg, DE)

Mid-Term Results of Radiofrequency Hot Balloon Ablation in Patients With Paroxysmal Atrial Fibrillation: a single center experience. P342

Y. Sasaki, A. Kobori, Y. Matsumoto, Y. Furukawa (Kobe, JP)

Prognostic value of clinical and electrophysiological parameters in patients undergoing hybrid therapy for coexisting typical atrial flutter and atrial fibrillation. P343

P. Novikov, A.V. Pevzner, N.B. Shlevkov, E.B. Maykov, N.U. Mironov, S.V. Sokolov, S.F. Golitsyn (Moscow, RU)

Anatomy of the pulmonary veins and clinical outcome after pulmonary vein isolation in paroxysmal atrial fibrillation: a large-scaled single-centre experience P344

L. Wintgens, M. Klaver, S. Chaldoupi, V. Van Dijk, A. Alipour, M. Wijffels, J. Balt, L. Boersma (Nieuwegein and The Hague, NL)

Incidence of pulmonary venous anatomical variations and their impact on the success rate of atrial fibrillation ablation P345

N. Szegedi, B. Szilveszter, S. Herczeg, G. Szeplaki, T. Tahin, P. Maurovich-Horvat, B. Merkely, L. Geller (Budapest, HU)

Feasibility of single position endoscopic laser balloon ablation for atrial fibrillation: the open 8 approach P346

K. Iliodromitis, E. Silva Garcia, T. De Potter (Aalst, BE)

The effect of catheter ablation on visualized sympathetic innervation activity patterns by iodine-123 meta- iodobenzylguanidine in patients with atrial fibrillation P347

A. Romanov, S. Minin, C. Breault, N. Nikitin, S. Stirrup, V. Shabanov, D. Losik, D. Elesin, I. Stenin, I. Mikheenko, E. Pokushalov (Novosibirsk, RU; Caesarea, IL; London, UK)

Mini electrodes and arrhythmogenic substrate - Influence of tip-to-tissue angulation and irrigation on signal quality P348

C. Jilek, K. Bickel, J. Fischer, C. Baumgartner, T. Lewalter (Munich, DE)

Catheter ablation of AF recurrences after PVI: only Re-PVI or further substrate modification? A retrospective long term follow up analysis. P349

S. Bordignon, M. Hibert, T. Nagase, S. Chen, F. Bologna, L. Perrotta, F.K. Weise, A. Konstantinou, B. Schmidt, K.R.J. Chun (Frankfurt a.M., DE)

Acute change of hemodynamics during radiofrequency catheter ablation of atrial fibrillation P350

D. Wichterle, P. Peichl, B. Aldhoon, M. Sramko, R. Cihak, J. Kautzner (Prague, CZ)

Temperature control technique of cryoballoon ablation: non-randomized three-center study. P351

D.I. Cherkashin, O.V. Sapelnikov, S.A. Aivazian, I.R. Grishin, O.A. Nikolaeva, D.I. Ardus, K.G. Gorshenin, S.I. Buslaeva, D.N. Khomutinin, R.S. Akchurin (Moscow, Nizhny Novgorod and Tyumen, RU)

Myocardial injury biomarkers and outcomes after pulmonary vein isolation using contact force sensing radiofrequency catheter or advanced cryoballoon P352

Z. Nagy, Z. Kis, D. Molnar, Z. Som, C. Foldesi, A. Kardos (Budapest, HU; Rotterdam, NL)

Evaluation of optimal Ablation Index for pulmonary vein isolation in patients with atrial fibrillation (OPTIMUM study): early experience of applying Ablation Index P353

S.R. Lee, E.K. Choi, E.J. Lee, W.S. Choe, M.J. Cha, S. Oh (Seoul, KR)

Right atrial and coronary sinus complexity parameters predict acute outcome of persistent atrial fibrillation ablation and evolve with ablation steps P354

N. Johner, M. Namdar, D.C. Shah (Geneva, CH)

Impact of reduced tricuspid annular plane systolic excursion on outcome after ablation of atrial fibrillation with second-generation cryo-balloon P355

A. Berkowitsch, E. Akkaya, S. Zaltsberg, A. Hain, M. Rechner, H. Greiss, C. Hamm, T. Neumann, M. Kuniss (Bad Nauheim, DE)

Pace-capture-guided ablation after contact-force-guided pulmonary vein isolation: Results of the randomized controlled DRAGON trial P356

M. Masuda, T. Kanda, Y. Matsuda, T. Ohashi, A. Tsuji, T. Mano (Amagasaki, JP)

TRAC-AF Trial: First-in-man multicenter prospective clinical experience using a novel diamond tip temperature controlled irrigated ablation system: safety results and initial effectiveness performance P357

Z. Starek, F. Lehar, J. Jez, M. Pesl, P. Neuzil, P. Peichl, B. Alhoon, J. Kautzner, J.P. Albenque, S. Boveda, S. Combes, V. Reddy (Brno and Prague, CZ; Toulouse, FR; New York, US)

Efficacy and safety of unilateral groin puncture with single trans-septal catheter ablation for paroxysmal atrial fibrillation: A multi-center prospective randomized study P358

H.T. Yu, D.G. Shin, J. Shim, G.B. Nam, W.W. Yoo, J.H. Lee, T.H. Kim, J.S. Uhm, B. Joung, M.H. Lee, Y.H. Kim, H.N. Pak (Seoul and GangNeung, KR)

Acceleration of sinus rhythm following ablation for atrial fibrillation: a simple parameter predicting ablation efficacy P359

A. Sikorska, E. Pilichowska-Paszkiet, A. Zuk, R. Piotrowski, T. Krynski, J. Baran, B. Zaborska, P. Kulakowski (Warsaw, PL)

Should we redefine the blanking period after atrial fibrillation ablation? Insights from continuous cardiac monitoring P360

S. Busch, S. Butz, D. Edler, C. Schwab, A. Vevecka, I. Ajmi, O. Turschner, C. Mahnkopf, M. Brachmann, M. Forkmann (Coburg, DE)

Real-world experience using a novel cardiac mapping system for ablation of atrial fibrillation in a high volume electrophysiology center P361

P. Sommer, C. Markovitz, L. Bertagnolli, S. Kircher, J. Kosiuk, S. Richter, A. Bollmann, G. Hindricks (Leipzig, DE; Sylmar, US)

AutoMark utilization and lesion metric targets: a multicenter European experience P362

S. James, J.L. Lloret, S. Trines, D. Raine, R.A. Dehnavi, H. Jensen, P. Lukac, P. Gora (Middlesborough and Oxford, UK; Mougins, FR; Leiden, NL; Aarhus, DK; Minneapolis, US)

Left atrial size estimated by electoranatomical mapping predicts clinical outcome of catheter ablation for atrial fibrillation P363

S. Havranek, J. Simek, V. Bulkova, Z. Fingrova, T. Boucek, H. Alfredova, D. Wichterle (Prague, CZ)

Presence of low voltage zone areas is associated with lower AF recurrence in patients undergoing re-ablation with substrate modification. P364

Y. Huo, M.B. Kronborg, S. Ulbrich, A. Zedda, J. Mayer, L. Pu, J. Guo, U. Richter, J. Sitzy, T. Gaspar, C. Piorkowski (Dresden, DE)

First in-human experience with ablation index to perform left atrial anterior line in patients with persistent atrial fibrillation P365

F. Santoro, A. Metzner, B. Reissmann, T. Maurer, T. Fink, C.H. Heeger, C. Lemes, S. Mathew, F. Ouyang, A. Rillig (Hamburg, DE)

Radiofrequency catheter ablation technology to improve lesion formation P366

T. Rattanakosit, D. Lau, D. Linz, T. Agbaedeng, P. Sanders, R. Mahajan (Adelaide, AU)

Early European experience with a magnetic sensor enabled contact force-sensing catheter P367

J.L. Lloret, S. James, S. Trines, R.A. Dehnavi, J.L. Merino, D. Raine, N. Clappers, D. Jones, A. Pisapia, P. Gora (Mougins and Marseille, FR; Middlesborough, Oxford and London, UK; Leiden and Utrecht, NL; Madrid, ES; Minneapolis, US)

Manual catheter ablation versus robotic navigation for atrial fibrillation pulmonary vein isolation P368

S. Garkina, M. Naymushin, S. Gureev, D. Lebedev (Saint-Petersburg, RU)

Comparison of three methods of activated clotting time (ACT) measurement during catheter ablation for atrial fibrillation P369

V. Bulkova, M. Fiala, N. Rotter, A. Mullerova, L. Rybka, H. Laskova, D. Wichterle (Brno and Prague, CZ)

Impact of intraprocedural electrical cardioversion and the use of contact force sensing catheters on atrial fibrillation recurrences after pulmonary vein isolation: a single centre experience P370

M. Parollo, M.G. Bongiorni, V. Della Tommasina, M. Baluci, L. Bartoli, E. Soldati, A. Di Cori, L. Segreti, G. Coluccia, F. Menichetti, S. Viani, L. Paperini, V. Barletta, R. De Lucia, G. Zucchelli (Pisa, IT)

Atrial fibrillation - Clinical

Epworth sleepness scale and Berlin questionnaire: A comparison in a Tunisian population with non valvular atrial fibrillation P371

M. Ben Halima, K. Sammoud, S. Boudiche, J. Ben Amar, H. Aouina, S. Ouali, M.S. Mourali (Tunis, TN)

Hypertension and atrial fibrillation: an association that increases the risk of developing obstructive sleep apnea in a Tunisian population P372

M. Ben Halima, K. Sammoud, S. Boudiche, N. Khedher, J. Ben Amar, H. Aouina, S. Ouali, M.S. Mourali (Tunis, TN)

Left atrial pressure correlates with atrial sphericity but not with the degree of atrial dilatation and scar burden, in patients who underwent pulmonary vein isolation. P373

A. D. Margulescu, N. Enomoto, F. Alarcon, H. Fernandez, E. Benito, E. Guasch, L. Mont (Barcelona, ES)

AF type and low voltage areas: biomarkers distinguish AF progression phenotypes

J. Kornej, K. Schumacher, P. Buettner, S. Zeynalova, B. Dinov, A. Bollmann, G. Hindricks (Leipzig, DE)

Triple therapy is superior to dual anti-platelet therapy in atrial fibrillation patients experiencing acute myocardial infarction with percutaneous coronary intervention P374

K. H. Lee, H.K. Jeong, H.W. Park, N.S. Yoon, J.G. Cho (Gwangju, KR)

A prospective five-year follow-up after population-based systematic screening for atrial fibrillation P375

J. Engdahl, A. Holmen, M. Rosenqvist, U. Stromberg (Stockholm, Halmstad and Gothenburg, SE)

Incidence and predictors for left atrial appendage thrombus in patients with left atrial arrhythmia P376

A. Abdin, H.J. Sieg, C. Eitel, I. Eitel, R. Tilz (Lubeck, DE)

Influence of reimbursement of non-vitamin K antagonist oral anticoagulants on overall prescription rates of oral anticoagulation: A nationwide study using the Korean National Health Insurance Data P377

H.T. Yu, P.S. Yang, J. Hwang, S. Ryu, E. Jang, T.H. Kim, J.S. Uhm, J.H. Sung, J.Y. Kim, H.N. Pak, M.H. Lee, B. Joung, G.Y.H. Lip (Seoul, Gyeongsan and Seongnam, KR; Birmingham, UK)

Safety of uninterrupted periprocedural edoxaban versus phenprocoumon for patients undergoing left atrial catheter ablation procedures P378

M. Kottmaier, F. Bourier, H. Pausch, T. Reents, V. Semmler, M. Telishevska, K. Koch- Buettner, S. Lengauer, S. Brooks, M. Kornmayer, F. Berger, E. Rousseva, C. Kolb, G. Hessling, I. Deisenhofer (Munich, DE)

Peri-ablation novel oral anticoagulant management: Systematic review and meta-analysis P379

D.A. Munawar, R. Mahajan, K. Khokhar, A. Thiyagarajah, K. Kadhim, R. Misima, C. Gallagher, M.E. Middeldorp, J. Hendriks, D.A. Linz, D.H. Lau, M. Munawar, P. Sanders (Adelaide, AU; Jakarta, ID)

Atrial appendage thrombosis in atrial fibrillation patients treated with warfarin or direct oral anticoagulants before electrical cardioversion P380

O.S. Kalashnykova, S.A. Pravosudovich, A.A. Khanukov, L.I. Vasilyeva, L.V. Sapozhnychenko, N.P. Anosova (Dnipropetrovsk, UA)

Prevalence of left atrial appendage thrombus in patients with atrial fibrillation/flutter: warfarin therapy versus direct oral anticoagulants P381

A. Nazeri, P. Patel, A. Azka, K. Ting, V. Lee, J. Kampangkaew, E. Yin, R. Stainback (Houston, US)

Health related quality of life depending on oral anticoagulant type among high-risk atrial fibrillation patients P382

K. Apsite, B. Lurina, A. Tupahins, V. Voicehovskis, T. Ivascenko, O. Kalejs, A. Lejnieks (Riga, LV)

Plasma level of DOACS in patients undergoing catheter ablation for atrial fibrillation P383

A. Konstantinou, S. Bordignon, M. Hilbert, F. Bologna, N. Tsianakas, T. Nagase, S. Chen, L. Perrotta, F.K. Weise, E. Lindhoff-Last, B. Schmidt, K.R.J. Chun (Frankfurt am Main, DE)

Non-vitamin k antagonist oral anticoagulants in high risk-subgroups with atrial fibrillation: systematic review and meta-analysis P384

I.-S. Kim, H.J. Kim, T.H. Kim, J.S. Uhm, B. Joung, M.H. Lee, H.N. Pak (Seoul, KR)

Factors associated with the prescription practices of non-vitamin K antagonists in non valvular atrial fibrillation in daily clinical practice P385

A. Samaras, G. Fotos, G. Dividis, E. Paschou, E. Thomaidou, J. Goulas, D. Vasdeki, E. Forozidou, P. Tsoukra, E. Kotsi, A. Kartas, G. Giannakoulas, H. Karvounis, A. Tzikas (Thessaloniki, GR)

Safety and efficacy of low dose direct oral anticoagulants in patients undergoing catheter ablation. P386

T. Iseda, K. Hiroshima, M. Nagashima, M. Fukunaga, J. Morita, S. Tohoku, K. Ando (Kitakyushu, JP)

What and how many reactions caused by novel oral anticoagulation use? P387

M. E. Middeldorp, A. D. Elliott, A. Gupta, C. Gallagher, J. M. Hendriks, D. A. Munawar, K. Khokhar, A. Thiyagarajah, R. Mahajan, D. H. Lau, P. Sanders (Adelaide, AU)

Complications of cardiac interventions during NOAC therapy P389

D. Huber, F. Plank, W. Schgoer, P. Marschang, M. Stuehlinger (Innsbruck, AT)

The importance of a structured follow-up of patients initiated on non-vitamin K antagonist oral anticoagulants P390

D.S. Moeller, P. Saugmann, P. Madsen, C.L.B. Brandhof, G.D. Oddershede, S.F. Thorsen, A.E. Albertsen (Viborg, DK)

Potential drug interactions with oral anticoagulants among atrial fibrillation patients P391

K. Apsite, K. Pukite, A. Tupahins, N. Nikrus, B. Lurina, I. Pupkevica, A. Lejnieks, O. Kalejs (Riga, LV)

Assessment of novel oral anticoagulant use in real-world setting: importance of a structured anticoagulation unit P392

A. Monteiro, P. Cunha, M. Oliveira, M. Cruz, S. Aguiar, L. Morais, G. Portugal, B. Valente, P. Osorio, A. Lousinha, P. Malveira, A. Santos, R. Ferreira (Lisbon, PT)

Feasibility of Percutaneous Left Atrial Appendage Closure using a novel LAmbre occluder in patients with atrial fibrillation, initial results from a prospective cohort registry study P393

S. Chen, B. Schmidt, S. Bordignon, F. Bologna, T. Nagase, N. Tsianakas, L. Perrotta, K.R.J. Chun (Frankfurt am Main, DE)

Left atrial catheter ablation in patients with previously implanted left atrial appendage closure devices P394

L. Wintgens, M. Klaver, M. Swaans, A. Alipour, J. Balt, V. Van Dijk, B. Rensing, M. Wijffels, L. Boersma (Nieuwegein, NL)

Mid-term follow-up and anticoagulation management after left atrial appendage closure P395

P. Jacon, S. Venier, F. Dugenet, N. Dayal, A. Carrabelli, P. Defaye (Grenoble, FR)

Tranexamic acid effectively inhibits fibrinolysis in the presence of anticoagulant and antiplatelet medications P396

J. Goodman, S. Worrell, A. Cheng, C. Yuan, K. Seethamraju (Minneapolis, US)

Long-term clinical outcomes of misdosing NOACs in patients with atrial fibrillation P397

Y.R. Kim, S.W. Jang, Y.M. Hwang, J.Y. Kim, T.S. Kim, S.H. Kim, J.H. Kim, Y.S. Oh, M.Y. Lee, T.H. Rho (Incheon and Seoul, KR)

Acute and long-term outcomes of epicardial left atrial appendage ligation with the second generation LARIAT device: A European high-volume electrophysiology center experience P398

T. Fink, M. Schlueter, C.-H. Heeger, A. Rillig, C. Lemes, T. Maurer, B. Reissmann, L. Rottner, F. Santoro, R.R. Tilz, S. Mathew, F. Ouyang, A. Metzner (Hamburg, DE)

Colchicine for prevention of atrial fibrillation after open-heart surgery: a systematic review and meta-analysis P399

C. Lennerz, M. Barman, M. Sopher, M. Tantawy, C. Kolb, P. Whittaker (Munich, DE; Doha, QA; Bournemouth, UK; 6 of October City, EG; Detroit, US)

CHA2DS2-VASc score and dilated left atrial volume index predict incident atrial fibrillation in hypertensive patients P400

L.I. Imparato, A. Viggiano, V. Pergola, C. Carella, F.G. Abbate, G. Canciello, F. Mongiello, E. Koci, C. Mancusi, G. De Simone, M.A. Losi, R. Izzo, N. De Luca, B. Trimarco, A. Rapacciuolo (Naples, IT)

Novelties in cardiac pacing

Single center experience with the micra leadless pacemaker - mid-term follow-up P402

J. Mueller-Leisse, D. Duncker, C. Zormpas, R. Michalski, T. Koenig, C. Veltmann (Hannover, DE)

Cardiac pacing in familial amyloid polyneuropathy: when and for whom? P403

J. Milner, V. Marinho, N. Antonio, N. Silva, M. Ventura, J. Cristovao, L. Elvas, M. Pego (Coimbra, PT)

Feasibility and effectiveness of a non-apical site of implantation of Micra transcatheter pacing system: results from a referral centre for pacemaker lead extraction P404

V. Della Tommasina, G. Zucchelli, V. Barletta, S. Rogani, R. De Lucia, L. Paperini, S. Viani, A. Di Cori, L. Segreti, G. Coluccia, E. Soldati, M.G. Bongiorni (Pisa, IT)

Remote monitoring of patients with an advisory leadless pacemaker without remote follow-up capabilities utilizing a smartphone enabled ECG P405

T. Thome, D. Kella, Y. Cha, P. Friedman (Rochester, US)

Potential local inflammation in individuals implanted with a leadless pacemaker systems: an experimental in vitro study P406

C. Edlinger, V. Paar, T. Tuscher, P. Jirak, L. Motloch, J. Kammler, C. Steinwender, U.C. Hoppe, A. Kypta, M. Lichtenauer (Salzburg and Linz, AT)

Six month outcomes after leadless pacemaker implantation and comparison with a historical cohort: a single center study P407

A. Carabelli, P. Jacon, S. Venier, F. Dugenet, N. Dayal, P. Defaye (Grenoble, FR)

Long-term outcomes of leadless Micra transcatheter pacemakers: a single centre experience P408

F. Chipa-Ccasani, R. San Antonio, M.E. Trucco, H. Fernandez, J. Cozzari, E.M. Benito, M. Linhart, D. Soto-Iglesias, F. Alarcon, E. Arbelo, E. Guasch, A. Berruezo, J. Brugada, L. Mont, J.M. Tolosana (Barcelona, ES)

Leadless pacemaker: initial experience of two centres in Portugal P409

J. Carmo, D. Cavaco, P. Carmo, F.B. Morgado, F. Costa, L. Parreira, I. Santos, C. Volponi, J. Mesquita, M. Neto, P. Adragao (Lisbon, PT)

Pacing from his bundle area in patients with severe conduction disease and high burden of the right ventricular pacing P410

K. Curila, D. Herman, P. Stros, J. Zdarska, R. Prochazkova, P. Osmancik (Prague, CZ)

His pacing improved ejection fraction on long term follow-up in the subgroup of patients with low ejection fraction at implant P411

F. Zanon, L. Marcantoni, G. Pastore, S. Giatti, E. Baracca, S. Aggio, C. Picariello, L. Roncon, L. Conte, D. Lanza, K. D' Elia, M. Carraro, M.P. Galasso, M. Rinuncini (Rovigo, IT)

Relative width of interventricular septum at different levels as approach to RV pacing: morphological study in general population cohort P412

D. Volkov, D. Lopin, O. Vasilenko, V. Chuhaieva, I. Karpenko (Kharkiv and Odessa, UA)

Syncope

Aetiology of syncope and orthostatic intolerance in older patients with pacemakers: SYSTEMA cohort P413

V. Hamrefors, E. Yasa, R. Sutton, A. Fedorowski (Malmo, SE; London, UK)

Syncope and bradycardia: simulation based training for pre-graduates students P414

H. A. Del Castillo-Carnevali, L. Martin Mendez, I. Thuissard Vasallo, C. Leal, C. Marques, C. Moreno Vinues, J.A. Cabrera Rodriguez (Madrid, ES)

Yawning as a protective mechanism and predictor of syncope, observational study in a cohort of patients P415

M. Duque, O. Cortez, L. Duque, M.C. Gaviria, E.M. Vasquez, J.C. Diaz, J.E. Marin, J.M. Aristizabal, J.E. Velasquez, W. Uribe (Medellín, CO)

High yield of tilt-test with isoproterenol as a second provocation in tilt-negative and nitroglycerine negative syncope patients P416

A. Naimushin, E. Naimushin, D. Bar Lev, M. Glikson (Ramat Gan and Jerusalem, IL)

Reliability and reproducibility of surface and intracardiac electrocardiograms in patients with syncope P417

P. Lallemand, S. Younsi, C. Coquard, S. Dinanian, C. Sebag, F. Extramiana, E. Gandjbakhch, N. Lellouche, E. Marijon, V. Algalarrondo (Clamart, Paris and Creteil, FR)

Contemporary diagnostic yield of implantable loop recorders in patients from Northwestern Greece in the setting of economic crisis P418

P. Korantzopoulos, A. Bechlioulis, I. Ntalas, D. Nikas, I. Goudevenos (Ioannina, GR)

Features of cardiac rhythm disturbance in the patients with combination of stable ischemic heart disease and chronic obstructive pulmonary disease by daily ECG monitoring data P419

D. Didenko, L. Rasputina, Y. Mostovoy (Vinnitsa, UA)

Brain Natriuretic Peptide (BNP) and high-sensitivity troponin I at 3 hours post Emergency Department (ED) attendance predicts all significant arrhythmias at 3 months in unexplained ED syncope patients P420

M. J. Reed, H. Brutin, N. J. Grubb, C. C. Lang, A. J. Gray, K. Simpson, A. J. Macraild, C. J. Weir (Edinburgh, UK)

Could heart rhythm disturbance be a reason of sudden death in epilepsy? P421

S.E. Serdiuk, K.V. Davtyan, S.G. Burd, R.A. Teryan, Y.V. Rubleva, Y.V. Mareev (Moscow, RU)

Diagnostic yield of an ambulatory patch monitor in patients with unexplained syncope after initial evaluation in the Emergency Department: The PATCH-ED study P422

M. J. Reed, N. J. Grubb, C. C. Lang, A. J. Gray, K. Simpson, A. J. Macraild, C. J. Weir (Edinburgh, UK)

A retrospective analysis of the workload in a telecardiology service P423

L. Lapage, S. Foulon, D. Berti, P. Poels, B. Hoekman, J. Vermeulen, J. Ector, P. Haemers, G. Voros, C. Garweg, R. Willems (Leuven, BE)

Exploring the relationship between pacemaker dependency, cardiac symptoms and perceived quality of life in patients with implanted dual chamber pacemakers. P424

S. Fitzpatrick, D. Kerr, B. Fitzpatrick (Londonderry, Jordanstown and Derry, UK)

Supra ventricular tachycardia

Routine zero-fluoroscopy approach for right-sided EP procedures P425

F. Zoppo, F. Zerbo, A. Lupo, E. Bacchiega, A. Brazzolotto, V. Bottazzo, L. Lago (Mirano, IT)

The impact of interventional or medical therapy on the quality of life assessment in patients suffering from supraventricular tachycardias. P426

P. Kyriakou, S. Giannakidou, P.-R. J. Domeyer, N. Fragakis, A.P. Antoniadis, M. Sotiriadou, V. Vassilikos (Thessaloniki and Patras, GR)

Current management of adult asymptomatic patients with the Wolff-Parkinson-White syndrome: More than the guidelines P427

J.M. Rubio Campal, P. Sanchez-Borque, J. Benezet-Mazuecos, A. Miracle Blanco, J.J. De La Vieja Alarcon, J.A. Iglesias Bravo (Madrid, ES)

Radio frequency ablation of the cavotricuspid isthmus in typical atrial flutter coupled with atrial fibrillation P428

K.A.N.A.T. Yergeshov, A.D.I.L. Baimbetov, T.T. Bozshagulov (Almaty, KZ)

Ivabradine as a prevention treatment of inappropriate sinus node tachycardia recurrence P429

S. Grigoryan, L.G. Hzarapetyan (Yerevan, AM)

3D pace-mapping of Koch's triangle to reduce risk of unexpected atrioventricular block during zero-X-ray ablation of atrioventricular nodal reentrant tachycardia. A pilot study. P430

P. Marchese, F. Gennaro, A. Romandini, L. Moretti (Ascoli Piceno, IT)

Bipolar voltage variability in left atrial ultra-high density 3D maps (Rhythmia) in patients with paroxysmal AF P431

K. Lackermair, S. Kellner, L. Riesinger, K. Rizas, M. F. Sinner, S. Fichtner, H. L. Estner (Munich, DE)

Right-sided radiofrequency ablation performed by peripheral brachial venous approach reduces patient immobilization and hospitalization stay as compared to femoral venous approach P432

L. Gonzalez Torres, C. De Diego, J.M. Nunez Martinez, R. Carrasco (Torrevieja y Elche, ES)

Case series of radiofrequency ablation for drug resistant inappropriate sinus tachycardia P433

M. Emami, R. S. Mishima, K. Kadhim, A. Thiyagarajah, D. A. Munawar, K. B. Khokhar, R. Wells, D. Linz, R. Mahajan, D. Lau, P. Sanders (Adelaide, AU)

Complications in device therapy

Axillary access for ICD-CRT implantation: a new era of no acute complications? Observational study of 483 leads. P435

S.I. Llerena Butron, I. Roca Luque, J. Francisco Pascual, N. Rivas Gandara, A. Santos Ortega, J. Perez Rodon, J. Rodriguez Garcia, T. Soriano Colome, B.E. Gordon Ramirez, D. Garcia Dorado, H. Tornos Millet, M. Riera Musach, A. Aguilar Palacios, G. Pascual Gonzalez, A. Moya Mitjans (Barcelona, ES)

The possibilities of myocardium scintigraphy with 99mTc-MIBI and 123I-MIBG for optimization of the ICD defibrillate electrode location in patients with coronary artery disease: the comparative study P436

T. Atabekov, S. Sazonova, R. Batalov, M. Khlynin, A. Shvarzman, S. Popov (Tomsk, RU)

Role of myocardium perfusion scintigraphy in defibrillating electrode implantation place in patients with coronary artery disease P437

T. Atabekov, R. Batalov, S. Sazonova, M. Khlynin, S. Popov (Tomsk, RU)

Incidence and causes of stroke in ICD-patients P439

T. Kleemann, M. Strauss, K. Kouraki, N. Werner, R. Zahn (Ludwigshafen, DE)

Nonlinear dynamics of cardiac repolarization add unique prognostic value to cardiac MRI of myocardial scar for prediction of appropriate shock and cardiac death in primary prevention ICD recipients P440

J. DeQuach, B. O'Rourke, G.F. Tomaselli, S.R. Jones, K.C. Wu, D. DeMazumder (Cincinnati and Baltimore, US)

Heart Failure-related hospitalizations among patients with ICD/CRTD after device replacement or upgrade P441

M. Narducci, G. Nigro, E. Menardi, F. Zanon, A. Bandini, F. Quartieri, M. Zoni Berisso, D. Saporito, V. Zaca', P. Notarstefano, G. Miracapillo, C. Ferretti, M. Malacrida, M. Biffi (Rome, Naples, Cuneo, Rovigo, Forli, Reggio Emilia, Genoa-Sestri Ponente, Rimini, Siena, Arezzo, Grosseto, Manerbio, Milan and Bologna, IT)

Patient selection and clinical characteristics for single chamber ICD with additional atrial sensing capabilities: a subgroup analysis of the randomised controlled NORDIC ICD trial P442

D. Baensch, H. Bonnemeier, J. Brandt, F. Bode, J.H. Svendsen, R. Belke, A. Buchholz, A. Suling, K. Wegscheider (Güstrow, Kiel, Oldenburg, Berlin and Hamburg, DE; Lund, SE; Copenhagen, DK)

Primary Prevention Implantable Cardioverter Defibrillator (ICD): Should sex influence their indication? P443

P. Bazal, A. M. Navarro, N. Basterra, L. Perez, J. Alzueta, J.B. Martinez Ferrer, F. Mazuelos, A. Garcia, X. Vinolas, R. Porro, J. Fernandez De La Concha, A. Arenal (Pamplona, A Coruña, Malaga, Alava, Cordoba, Murcia, Barcelona, Caceres and Madrid, ES)

Sunday 18 March
POSTER SESSIONS

08:30 - 18:00 | POSTER SESSION | POSTER

Young EP Poster Session - Young Meets Experienced

Poster discussants P444

S. Bogdan (Bucharest, RO); S. Ernst (London, UK); G. Hindricks (Leipzig, DE); J. Kosiuk (Leipzig, DE); V. Kutyifa (Budapest, HU); C. Linde (Stockholm, SE); F. W. Prinzen (Maastricht, NL); K. Vernooy (Maastricht, NL)

Incidence of pulmonary vein conduction recovery after a 2-minute cryoballoon freeze for pulmonary vein isolation P445

A. Pott, C. Kraft, M. Baumhardt, K. Petscher, W. Rottbauer, T. Dahme (Ulm, DE)

Role of the late sodium current in determining electrophysiological characteristics of cardiac ventricular myocytes P446

B. Horvath, R. Veress, D. Baranyai, D. Kiss, B. Kurtan, Z. Kovacs, N. Szentandrassy, T. Banyasz, J. Magyar, P.P. Nanasi (Debrecen, HU)

Validation of a novel computer model of endo-epicardial electrical dissociation and transmural conduction during atrial fibrillation P447

A. Gharaviri, E. Bidar, M. Potse, S. Verheule, S. Zeemering, R. Krause, A. Auricchio, U. Schotten (Lugano, CH; Maastricht, NL; Bordeaux, FR)

Augmented contractile remodeling is associated with increased susceptibility to drug-induced torsade de pointes arrhythmias in the chronic AV-block dog model P448

D.J. Sprenkeler, A. Bossu, H.D.M. Beekman, M. Schoenmakers, M.A. Vos (Utrecht, NL)

The novel long QT syndrome type 1 mutation KCNQ1-p.Thr247dup causes severe channel dysfunction but retains preserved adrenergic regulation P449

V. S. Rathod, S.C. Harmer, G.A. Salsbury, M. Bitner-Glindzicz, P.D. Lambiase, A. Tinker (London, UK)

HDACs drive increased expression of beta-catenin and reduced levels of potassium channels in atrial fibrillation P450

C. Gareri, A. Curcio, A. Pezone, S. Sorrentino, C. Iaconetti, P. Mastroroberto, V.E. Avvedimento, C. Indolfi (Durham and New York, US; Catanzaro and Naples, IT)

Electrocardiographical and tissular evidences of HCN1/4 channels subunits overexpression in acute chagasic myocarditis model P451

H. O. Rodriguez Angulo, D.C. Diana Colombet, J.M. Juan Marques, I.M. Ivan Mendoza, R.B.C. Rafael Bonfante, N.G. Nuria Girones, M.F. Manuel Fresno (Caracas and Barquisimeto, VE; Madrid, ES)

Transcoronary concentration gradients of circulating miRNAs in heart failure P452

C. Carella, A. Viggiano, V. Pergola, L. Imparato, F. Mongiello, G. Ammirati, S. Coletta, E. Koci, F.G. Abbate, S. De Rosa, C. Indolfi, B. Trimarco, A. Rapacciuolo (Naples and Catanzaro, IT)

Prospective Validation of Diagnostic and Prognostic Syncope Scores in the Emergency Department P453

P. Badertscher, J. Du Fay De Lavallaz, T. Nestelberger, R. Isenrich, I. Strebel, Z. Sabti, C. Puelacher, M. Kuehne, C. Mueller, T. Reichlin (Basel, CH)

Validation of a new LVH ECG criterion in a single center wide population P454

D. Ricciardi, G. Vetta, A. Nenna, G. Migliaro, V. Calabrese, A. Venditti, M. Urbano, F. Picarelli, L. Ragni, F. Vetta, R. Melfi, F. Mangiacapra, N. Di Belardino, G. Di Sciascio (Rome, IT)

Rate lowering and anti-arrhythmic drugs as monotherapy or dual therapy on the risk of pacemaker implantation in patients with atrial fibrillation P455

F. Dalgaard, J. Langtved Pallisgaard, G. Gislason, T. Bo Lindhardt, M. Huth Ruwald (Copenhagen, DK)

External electrical cardioversion in patients with cardiac implantable electronic devices: is it safe and is immediate device interrogation necessary? P456

N.A.H.A. Pluymaekers, E.A.M.P. Dudink, L. Boersma, Ö. Erkuner, M. Gelissen, V. Van Dijk, M. Wijffels, T. Dinh, K. Vernooy, H.J.G.M. Crijns, J. Balt, J.G.L.M. Luermans (Maastricht and Nieuwegein, NL)

Prediction of the site of origin in outflow tract ventricular arrhythmias with electrophysiological simulations P457

R. Doste, D. Soto-Iglesias, A. Alcaine, S. Giffard-Roisin, M. Sermesant, A. Berruezo, O. Camara (Barcelona, ES; Sophia-Antipolis, FR)

Long-term clinical outcomes of transvenous vs subcutaneous implantable cardioverter defibrillators: a propensity score matched analysis P458

D. Matos, J. Mesquita, D. Cavaco, A.M. Ferreira, G. Rodrigues, P. Carmo, J. Carmo, F.M. Costa, F. Morgado, M. Mendes, P. Adragao (Carnaxide, PT)

Effects and safety of beta-blocker withdrawal among patients undergoing transcatheter aortic valve Replacement P459

A. Younis, K.O. Orvin, E.N. Nof, I.M.B. Barabash, V.G. Guetta, A.S. Segev, P.F. Fefer, A.B. Berkovitch, R.K. Kornowski, R.B. Beinart (Ramat Gan and Petah Tikva, IL)

Incidence and predictors of sudden cardiac death after acute myocardial infarction P460

M.F. Ikikardes, A. Deniz, A.I. Celik, M. Kanadasi, M. Demir, A. Usal (Adana and bayburt, TR)

08:30 - 18:00 POSTER SESSION POSTER

Clinical Case Corner 1

Catheter ablation of idiopathic ventricular fibrillation using remote magnetic navigation P461

S. Dang, P.K. Jacobsen, S. Pehrson, X. Chen (Wuxi, CN; copenhagen, DK)

Unexpected serious collateral damage during pericardial puncture for endo-epicardial ventricular tachycardia ablation a case series P462

M. Khan, A. A. Hendriks, S.C. Yap, W.R. Berger, G.S. De Ruiter, T. Szili-Torok (Amsterdam and Rotterdam, NL)

Risk assessment for primary prophylactic ICD implantation in hypertrophic cardiomyopathy using the risk calculator: discrepancy between theory and clinical practice? P463

T. Kleemann, M. Strauss, K. Kouraki, N. Werner, R. Zahn (Ludwigshafen, DE)

Exercise-related sudden cardiac death of an American football player with arrhythmogenic right ventricular dysplasia/cardiomyopathy and sarcoidosis P464

H. Knopp, C. Czimbalmos, C. Jahnke, I. Paetsch, S. Richter, D. Husser-Bollmann, N. Mangner, T. Gradistanac, G. Hindricks, A. Muessigbrodt (Leipzig, DE; Budapest, HU)

Refractory ventricular tachycardia progressing to dilated cardiomyopathy: an unusual evolution of the andersen-tawil syndrome P465

S. M. Oliveira, A. Vieira, J. Miranda, L. Adao, M.J. Maciel (Porto, PT)

Successful radiofrequency ablation of Mahaim fiber with atypical anterior insertion using remote magnetic navigation system P466

S. Bogdan, R. Rudzik, C. Iorgulescu, A. Radu, A. Deaconu, D. Dobreanu, R. Vatasescu (Bucharest and Targu Mures, RO)

Rare electrics and rare blood: properties of a left posteroseptal accessory pathway with decremental conduction and successful ablation in a patient with platelet storage pool disorder P467

K. Saraf, J. Ariyaratnam, A. Zaki, S. Russell, G.M. Morris (Manchester and Macclesfield, UK)

High resolution micro-bipolar mapping for concealed accessory pathway ablation P468

L. Rivetti, N. Sitta, G. Allocca, L. Coro', C. Forte, M. Centa, R. Mantovan (Conegliano, IT)

Catheter ablation of multiple accessory pathways looping around the heart: an interesting case. P469

D. Bera, D. Saggu, A. Kumar, P. Reddy, C. Narasimhan (hyderabad, IN)

Catheter ablation of a right sided posterior and a Mahaim accessory pathway in a patient with Ebstein anomaly - a case report P470

J. Hutter, H. Bastani, Y. Turkmen, M. Jensen-Urstad (Stockholm, SE)

Catheter ablation of complex arrhytmias without the use of fluoroscopy P471

A. Kardos, Z. Som, L. Csakany, T. Major, C. Foldesi (Budapest, HU)

Lateral epicardial breakthrough as a perpetuator of cavotricuspid isthmus conduction despite bidirectional mid-isthmus block: an important diagnostic role for high-density electroanatomical mapping P472

K. Saraf, J. Ariyaratnam, A. Zaki, G.M. Morris (Manchester, UK)

Bi-directional decremental conduction of mahaim like accessory pathway located at aortomitral continuity P473

J.P. Ariyaratnam, K. Saraf, G.M. Morris (Manchester, UK)

Late discovery of a left atrial appendage occluder embolization P474

C. Benic, A. Noel, A. Fofana, M.C. Pouliquen, R. Didier, M. Fatemi, J. Mansourati (Brest, FR)

EHRA 2018

Monday 19 March

For more information, check the most up-to-date programme on
The Scientific Programme & Planner
www.escardio.org/EHRA-congress

Monday 19 March

THE PACE - PRACTICAL TUTORIALS SESSIONS

THE PACE - PRACTICAL TUTORIALS ROOM 1 — Sponsored by Medtronic

09:30 - 10:30

2018 ESC guidelines on syncope: roundtable and perspectives on new guidelines and needs in syncope patient care

- *Learn more about the updated 2018 ESC guidelines on syncope and new strategies to simplify patient risk assessment & cardiac monitoring selection*

09:30 › Epidemiology and risk stratification for syncope. 475
R. A. Kenny (Dublin 8, IE)

10:00 › Insights on a further workup needed for unexplained syncope. 476
A. Fedorowski (Malmo, SE)

10:45 - 11:45

Management of implantable cardiac devices in the digital era

Chairperson(s): A. Vincent (Tolochenaz, CH)

- *Learn about the clinical results of remote monitoring and how bluetooth communication with implanted devices will provide opportunities to engage patients*
- *Understand how a triaging and monitoring center for implantable devices improves clinic efficiency and patient care*

10:45 › Remote patient monitoring - Today and tomorrow. 477
H. Burri (Geneva, CH)

11:15 › FocusOn: a triaging and monitoring service for implantable cardiac devices. 478
G. B. Perego (Milano, IT)

12:45 - 13:45

Medical education in the digital era - Optimising digital solutions in the fast-paced world of medical education

Chairperson(s): K. Stacey (Market Drayton, UK)

- *- Understand how educational plans, modules and other materials on the internet give you the option to learn wherever you want and whenever you want*

14:00 - 14:45

Hands-on with app based CIED monitoring and device management solutions.

Chairperson(s): T.K. Kondonis (Gerrards Cross, UK); M. Mancusi (Lausanne, CH)

- *Learn how to use a mobile device app to monitor implantable cardiac devices*

15:00 - 16:00

Heart & brain connection: insights on new evidence for Atrial Fibrillation (AF) detection in cryptogenic stroke

Chairperson(s): A. Vincent (Tolochenaz, CH)

- *Gather insights on the latest clinical evidence on cardiac monitoring in both cryptogenic stroke and Embolic Stroke of Undetermined Source (ESUS) patients*
- *Learn about strategies to build effective referral pathways between cardiology & neurology*

15:00 › A neurologist's perspective. 479
D. Nabavi (Berlin, DE)

15:30 › A cardiologist's perspective. 480
C. W. Israel (Bielefeld, DE)

Monday 19 March

THE PACE - PRACTICAL TUTORIALS SESSIONS

17:00 - 18:00

Supporting the EP lab team: tools and techniques for improved cryoballoon procedural experience (including hands-on practice)

Chairperson(s): J. McCready (London, UK); F. L. Champney (Brighton, UK)

- *Learn how to optimally collaborate in the electrophysiology laboratory when performing cryoballoon Atrial Fibrillation (AF) ablation*

THE PACE - PRACTICAL TUTORIALS ROOM 2 Sponsored by Biosense Webster

09:00 - 10:15

Workflow experiences

Chairperson(s): M. Baccianti (Brussels, BE)

To train physicians on different electrophysiology procedures, such as Atrial Fibrillation (AF) and Ventricular Tachycardias (VT), with the aim of improving their workflow and hence the procedural safety, efficiency and efficacy. Is it also foreseen an activity for the younger electrophysiologists that is aiming to educate them on the basics of electrophysiology and the importance of fluoro reduction.

11:00 - 12:15

Workflow experiences

Chairperson(s): M. Baccianti (Brussels, BE)

To train physicians on different electrophysiology procedures, such as Atrial Fibrillation (AF) and Ventricular Tachycardias (VT), with the aim of improving their workflow and hence the procedural safety, efficiency and efficacy. Is it also foreseen an activity for the younger electrophysiologists that is aiming to educate them on the basics of electrophysiology and the importance of fluoro reduction.

14:00 - 15:15

Workflow experiences Sponsored by Biosense Webster

Chairperson(s): M. Baccianti (Brussels, BE)

To train physicians on different electrophysiology procedures, such as Atrial Fibrillation (AF) and Ventricular Tachycardias (VT), with the aim of improving their workflow and hence the procedural safety, efficiency and efficacy. Is it also foreseen an activity for the younger electrophysiologists that is aiming to educate them on the basics of electrophysiology and the importance of fluoro reduction.

15:30 - 16:30

How to treat scar-related ventricular tachycardias

Chairperson(s): J. C. Silberbauer (Haywards Heath, UK); T. Deneke (Bad Neustadt, DE)

To train physicians on different electrophysiology procedures, such as Atrial Fibrillation (AF) and Ventricular Tachycardias (VT), with the aim of improving their workflow and hence the procedural safety, efficiency and efficacy. Is it also foreseen an activity for the younger electrophysiologists that is aiming to educate them on the basics of electrophysiology and the importance of fluoro reduction.

17:00 - 18:00

Young electrophysiologists workshop

Chairperson(s): R. De Ponti (Varese, IT); N. Badenco (Paris, FR); L. Rossi (Piacenza, IT)

To train physicians on different electrophysiology procedures, such as Atrial Fibrillation (AF) and Ventricular Tachycardias (VT), with the aim of improving their workflow and hence the procedural safety, efficiency and efficacy. Is it also foreseen an activity for the younger electrophysiologists that is aiming to educate them on the basics of electrophysiology and the importance of fluoro reduction.

THE PACE - PRACTICAL TUTORIALS ROOM 3 — Sponsored by Biosense Webster

09:00 - 18:00

Voice of the customers on new technologies designed for arrhythmias treatment

- *During these sessions, we would like to collect physicians feedback on a few technologies currently under development (each physician is asked to sign an Non Disclosure agreement before the session).*
- *Appointment to these sessions will be available at Biosense Webster PACE desk depending on availability.*

Monday 19 March
MORNING SESSIONS

08:00 - 08:30 | SPECIAL SESSION | MIROWSKI

The 2018 EHRA Practical Guide for the use of NOACs in patients with atrial fibrillation

08:00 › The 2018 EHRA Practical Guide: rationale, history and experience 2013-2017
H. Heidbuchel (Antwerp, BE)

08:10 › The EHRA Guide 2018: highlights and novel aspects
J. Steffel (Zurich, CH)

08:25 › Discussion

08:30 - 10:00 | SPECIAL SESSION | SOKOLOV

The 12 lead ECG as a daily, indispensable, companion

Chairperson(s): J. Farre (Madrid, ES); H. J. Wellens (Maastricht, NL)

08:30 › The 12 lead ECG as a daily, indispensable, companion - Part 1 481
H.J. Wellens (Maastricht, NL)

09:15 › The 12 lead ECG as a daily, indispensable, companion - Part 2 482
J. Farre (Madrid, ES)

08:30 - 10:00 | MAIN SESSION | SENNING

CRT pacing modalities: the difficult choice

Chairperson(s): J. C. Daubert (Rennes, FR); M. Gwechenberger (Wien, AT)

This session will present multiple pacing options to deliver CRT highlighting shortcoming and advantages of each of them especially in the context of difficult CRT implantation.

08:30 › Multipoint pacing 483
G. B. Forleo (Milan, IT)

08:52 › Multisite pacing 484
J. M. Behar (London, UK)

09:15 › Endocardial pacing 485
M. Biffi (Bologna, IT)

09:37 › His bundle pacing 486
J. Singh (Boston, US)

08:30 - 10:00 | HOW-TO SESSION | WENCKEBACH

Minimising risks in atrial fibrillation ablation

Chairperson(s): F. Arribas (Madrid, ES); C. Tondo (Milan, IT)

AF is a relatively safe procedure, however severe complications may occur. Several tips and tricks may help in achieving better results without compromising safety.

08:30 › How to minimise the procedure related complications? 487
R. Schilling (London, UK)

09:00 › How to reduce radiation exposure during atrial fibrillation ablation? 488
J. Ector (Leuven, BE)

09:30 › How to prevent thromboembolism during atrial fibrillation ablation? 489
I. Fernandez Lozano (Madrid, ES)

**Mobile App - Vote and Ask a Question session*

Monday 19 March
MORNING SESSIONS

08:30 - 10:00 | HOW-TO SESSION | MOBITZ

ICD treatment - For whom and how

Joint session with the Latin American Heart Rhythm Society (LAHRS)

Chairperson(s): M. J. O. Figueiredo (Campinas, BR); J. C. Nielsen (Aarhus N, DK)

To learn contemporary ICD treatment

08:30 › Indications for ICD implantation - According to guidelines 490
M.F. Marquez Murillo (Mexico City, MX)

08:52 › Indications for ICD implantation - Outside the guidelines 491
P. R. Moore (London, UK)

09:15 › S-ICD - Niche or on the way to standard therapy? 492
R. Knops (Amsterdam, NL)

09:37 › Avoiding shock from the ICD through proper programming 493
L. E. Aguinaga Arrascue (Tucuman, AR)

08:30 - 10:00 | HOW-TO SESSION | MIROWSKI

Burning questions in atrial fibrillation ablation

Chairperson(s): C. Meyer (Hamburg, DE)

To provide the audience with procedural updates for atrial fibrillation

08:30 › Do we need routine transesophageal echocardiography? 494
S. Willems (Hamburg, DE)

08:52 › A patient undergoing re-do ablation with completely isolated pulmonary veins 495
C. Blomstrom-Lundqvist (Uppsala, SE)

09:15 › Burning questions in atrial fibrillation ablation - Panel discussion 496
L. Pison (Maastricht, NL); H. Estner (Munchen, DE)

08:30 - 10:00 | SYMPOSIUM | FURMAN

Sudden cardiac death in the young

Chairperson(s): M. Ackerman (Rochester, US); M.N. Sheppard (London, UK)

Review the aetiology of SADS and the role of pathology, genetic and clinical screening. Develop a systematic approach to SADS family screening and long term management. The relationship between SADS and sudden death in epilepsy.

08:30 › The importance of pathology 497
P. Bruneval (Paris, FR)

08:52 › When post-mortem genetic testing gives the answer 498
E. Behr (London, UK)

09:15 › The role of clinical evaluation of families 499
A. D. Krahn (Vancouver, CA)

09:37 › Sudden death in epilepsy and sudden arrhythmic death syndrome: one and the same? 500
C. Semsarian (Sydney, AU)

**Mobile App - Vote and Ask a Question session*

Monday 19 March
MORNING SESSIONS

08:30 - 10:00 | MAIN SESSION | COUMEL

Late-breaking science - Innovation

Chairperson(s): H. Puererfellner (Linz, AT; H. Tanner (Bern, CH)

08:30 › First clinical use of new vendor independent software for image guided LV lead placement during Cardiac Resynchronization Therapy 501
M. Meine (Utrecht, NL)

08:48 › Atrial fibrillation detection with smartphone cameras and wearables - Results of the DETECT AF pro and WATCH AF trials 502
J. Eckstein (Basel, CH)

09:06 › Multi-year evaluation of compliant endovascular balloon in treating superior vena cava tears during transvenous lead extraction 504
R.G. Carillo (Miami Shores, US)

09:24 › First-In-Human results of ultra-low-temperature continuous ablation for the treatment of paroxysmal and persistent atrial fibrillation and atrial flutter 505
T.R.J. De Potter (Aalst, BE)

09:42 › A pilot study on the role of ganglionated plexus ablation for catheter ablation of paroxysmal and persistent atrial fibrillation 506
S. Ernst (London, UK)

Panel discussion 507

08:30 - 10:00 | SYMPOSIUM | HIS

Arrhythmias in cardiomuscular inherited diseases

Chairperson(s): V. Kutyifa (Budapest, HU); A. Lazarus (Neuilly Sur Seine, FR)

Review of the basic aspects to be known by the heart rhythm specialist and the arrhythmia mechanisms and risks in patients with neuro-cardiomuscular disorders

08:30 › Genetics 508
K. Wahbi (Paris, FR)

08:52 › Neuromuscular phenotype 509
J. Finsterer (Vienna, AT)

09:15 › Cardiac and arrhythmia phenotype 510
J. L. Merino (Madrid, ES)

09:37 › Risk stratification and SCD prevention 511
D. Duboc (Paris, FR)

08:30 - 10:00 | SYMPOSIUM | DAMATO

Mapping and ablation of ventricular tachycardia

Cardiac Mapping Summit

Chairperson(s): P. Brugada Terradellas (Brussels, BE); S. Willems (Hamburg, DE)

08:30 › Entrainment and resetting of ventricular tachycardia 512
A.A. Arya (Leipzig, DE)

08:48 › Incessant ventricular tachycardia and ventricular tachycardia storm 513
K. Shivkumar (Los Angeles, US)

09:06 › Mapping and ablation of idiopathic VF 514
K.H. Kuck (Hamburg, DE)

09:24 › Mapping and ablation in channelopathies. 515
C. Pappone (San Donato Milanese, IT)

09:42 › Mapping and ablation of ventricular tachycardia - Panel discussion 516

08:30 - 10:00 YOUNG INVESTIGATOR AWARDS ABSTRACTS AGORA

Young Investigator Awards - Clinical

Chairperson(s): X. Jouven (Paris, FR); C. Leclercq (Rennes, FR)

Judges: C. Linde (Stockholm, SE); R. Martins (Rennes, FR); V. Probst (Nantes, FR)

Young Investigators will present their abstract in competition for the EHRA 2018 Young Investigator Award Prize. Results & Winners will be announced during a special event organised on the EHRA Stand on Monday 18th of March during the afternoon coffeebreak (15:35-16:25)

08:30 › Outcomes of a nationwide screening program for silent arrythmogenic cardiovascular disease in young individuals 517
H. Dhutia, A. Malhotra, G. Finocchiaro, M. Papadakis, M. Tome, E. Behr, S. Sharma (London, UK)

08:45 › Risk of sudden infant death syndrome (SIDS) among siblings of SIDS victims: a Danish nationwide cohort study 518
C. Glinge, R. Jabbari, T. Hadberg Lynge, R. Skals, B.G. Winkel, C. Bezzina, J. Banner, C. Torp-Pedersen, E. Behr, G. Gislason, J. Tfelt-Hansen (Copenhagen, Aalborg and Hellerup, DK; Amsterdam, NL; London, UK)

09:00 › Are recurrences of post MI VT due to substrate progression of insufficient index ablation? A 4 years FU study 519
A. Lam, M. Wolf, T. Kitamura, M. Takigawa, C. Martin, F. Bourier, A. Frontera, F. Sacher, N. Derval, A. Denis, T. Pambrun, J. Duchateau, M. Hochini, M. Haissaguerre, P. Jais (Bordeaux-Pessac, FR)

09:15 › Wide area left atrial appendage isolation for atrial fibrillation therapy: Long-term succes and incidence of stroke and thrombus formation 520
C.H. Heeger, A. Rillig, R.R. Tilz, T. Fink, S. Mathew, B. Reissmann, C. Lemes, T. Maurer, F. Santoro, O. Inaba, H. Alessandrini, I. Dotz, A. Metzner, F. Ouyang (Hamburg and Luebeck, DE)

09:30 › The impact of genetic mutations on ventricular tachycardia substrate types and ablation outcome in patients with non ischemic cardiomyopathy 521
M. Ebert, A.P. Wijnmaalen, M. De Riva, J.P. Van Tintelen, A. Androulakis, S.A. Trines, M. Schalij, K. Zeppenfeld (Leiden and Amsterdam, NL)

09:45 › Whole human heart histology to evaluate the performance of bipolar and unipolar voltage mapping in the detection of fibrosis in patients with non-ischemic cardiomyopathy and ventricular tachycardia 522
C. A. Glashan, A.F.A. Androulakis, Q. Tao, R.N. Glashan, L. Wisse, M. Ebert, B.J. Van Meer, C. Brouwer, O.M. Dekkers, D. Pijnappels, J.M.T. De Bakker, M. De Riva, S.R.D. Piers, K. Zeppenfeld (Leiden and Amsterdam, NL; San Francisco, US)

10:00 - 11:00 SPECIAL EVENT EHRA MEMBERS LOUNGE

Speed mentoring II

In a relaxed atmosphere during the congress, young specialists are given the opportunity to meet with renowned experts on one to one, individual meetings to discuss their career and / or ongoing research.
The EHRA 2018 Speed Mentoring will take place in the EHRA Members Lounge Sunday 18 & Monday 19 March during the Morning coffee break, from 10:00 to 11:00.

10:05 - 10:55 MODERATED POSTERS MODERATED ePOSTERS 1

Atrial fibrillation ablation - How to product success

Chairperson(s): M. Didenko (Saint - Petersburg, RU); M. Pedersen (London, UK)

Moderated ePosters are on display at their assigned Moderated Poster session from 08:30 to 12:30
Presentation and discussion moderated by the chairpersons will take place between 10:05 and 10:55

Ischemic stroke and mortality reduction after atrial fibrillation ablation: a propensity matched analysis 523

J. Carmo, J. Ferreira, F. Costa, D. Cavaco, P. Carmo, F. Morgado, M.S. Carvalho, I. Santos, C. Volponi, J. Mesquita, M. Neto, P. Adragao (Lisbon, PT)

Poor rhythm outcome of catheter ablation for early onset atrial fibrillation in women: mechanistic insight 524

H.T. Yu, P.S. Yang, T.H. Kim, J.S. Uhm, J.Y. Kim, B. Joung, M.H. Lee, H.N. Pak (Seoul, KR)

Correlation of left atrial low voltage and fractionation substrate between sinus rhythm and atrial fibrillation: high density mapping study in persistent AF 525

J. Chen, A. Jadidi, Z. Moreno-Weidmann, B. Mueller-Edenborn, H. Lehrmann, V. Markstein, J. Allgeier, R. Weber, D. Trenk, T. Arentz (Freiburg, DE)

Premature atrial complexes after pulmonary vein isolation with cryoballoon as predictor of late arrhythmia recurrence - The lower, the better? 526

A. Pott, P. Rapierski, M. Baumhardt, K. Petscher, W. Rottbauer, T. Dahme (Ulm, DE)

Safety and acute effectiveness of the 3D RHYTHMIA mapping system for ablation of arrhythmias: results of the TRUE-HD study 527

G. Hindricks, S. Weiner, P. Jais, T. Wong, W. Maddox, I.J. Garcia-Bolao, S.Y. Ji, F. Sacher, S. Willems, J.P. Mounsey, P. Maury, A. Bollmann, R. Tung, G. Raciti, T. Mcelderry (Leipzig and Hamburg, DE; Tyler, TX, Birmingham, Torrance, Chapel Hill, Chicago and St Paul, MN, US; Bordeaux and Toulouse, FR; London, UK; Pamplona, ES)

Additional benefit of multiple ablations balanced against cumulative complication risk in a large cohort of atrial fibrillation patients 528

Y. De Greef, E. Stroker, B. Schwagten, J. De Cocker, G.B. Chierchia, C. De Asmundis, K. Kupics, I. Buysschaert (Antwerp, Brussels and Alost, BE)

Diagnostic-to-ablation Time in Atrial Fibrillation: A modifiable factor relevant to clinical outcome 529

F. Bisbal Van Bylen, L. Mont, A. Ferrero, J.J. Gonzalez-Ferrer, C. Alonso, M. Pachon, E. Valles, P. Cabanas-Grandio, I. Fernandez-Lozano, E. Benito, A. Sarrias, R. Ruiz-Granell, J. Perez-Villacastin, X. Vinolas, M.A. Arias (Badalona, Barcelona, Valencia, Madrid, Toledo and Vigo, ES)

Atrial tachyarrhythmias in adult congenital heart disease: predictors and rates of recurrence after catheter ablation 530

C.S. Grubb, M. Lewis, M. Rosenbaum, A. Biviano, H. Garan (New York, US)

10:05 - 10:55 MODERATED POSTERS MODERATED ePOSTERS 2

Guided CRT and specific population

Chairperson(s): M. Chudzik (Lodz, PL); D. S. Lebedev (Saint-Petersburg, RU)

Moderated ePosters are on display at their assigned Moderated Poster session from 08:30 to 12:30
Presentation and discussion moderated by the chairpersons will take place between 10:05 and 10:55

The effect of Adaptive Cardiac Resynchronization Therapy in reducing atrial fibrillation in heart failure patients: insights from multicenter observational experience 531

A. Proclemer, G. Boriani, S. Iacopino, A. Talarico, M. Biffi, A. Capucci, T. Infusino, E. Pisano', G. Zanotto, A. Vado, F. Lamberti, V. Zaca', L. Padeletti (Udine, Modena, Cotignola, Cosenza, Bologna, Ancona, Catanzaro, Lecce, Legnago, Cuneo, Rome, Siena and Florence, IT)

Association between right ventricular paced QRS width and response to cardiac resynchronization therapy 532

C. Stephansen, A. Sommer, M. Kronborg, C. Gerdes, J. Kristensen, J. Nielsen (Aarhus, DK)

Does targeting the site of maximal electrical delay result in the optimal haemodynamic improvement; results from an international multi-centre registry 533

B. Sieniewicz, J. Behar, M. Sohal, S. Claridge, B. Porter, S. Niederer, J. Gamble, T. R. Betts, P. Jais, N. Derval, D. Spragg, P. Steendijk, B. Van Gelder, F. A. Bracke, C. A. Rinaldi (London and Oxford, UK; Bordeaux-Pessac, FR; Baltimore, US; Leiden and Eindhoven, NL)

Cardiac resynchronization therapy guided by cardiac magnetic resonance imaging: a prospective, single centre randomized study 534

K. Sedlacek, R. Kockova, D. Wichterle, J. Kautzner (Prague, CZ)

Sex-specific differences in survival and heart failure hospitalisation after cardiac resynchronisation therapy with or without defibrillation 535

A. Zegard, T. Qiu, D. Mcnulty, F. Evison, D. Ray, M. Gasparini, F. Leyva (Birmingham and London, UK; Milan, IT)

CRT in women- results from the ESC CRT Survey II with 11 088 patients 537

C. Normand, K. Dickstein, A. Auricchio, N. Bogale, J. Cleland, A. Gitt, C. Stellbrink, S. Anker, G. Filippatos, M. Gasparini, G. Hindricks, C. Blomstrom Lundqvist, P. Ponikowski, F. Ruschitzka, C. Linde (Stavanger, NO; Lugano and Zurich, CH; London, UK; Ludwigshafen, Bielefeld, Gottingen and Leipzig, DE; Athens, GR; Rozzano, IT; Uppsala and Stockholm, SE; Wroclaw, PL)

Cardiac resynchronization therapy for treatment of chronic pulmonary right ventricular dysfunction in congenital heart disease 538

J. Janousek, J. Kovanda, M. Lozek, V. Tomek, R. Gebauer, P. Kubus (Prague, CZ)

10:05 - 10:55 MODERATED POSTERS MODERATED ePOSTERS 3

Complicated CIED therapy

Chairperson(s): A. Romanov (Novosibirsk, RU); L. Van Erven (Leiden, NL)

Moderated ePosters are on display at their assigned Moderated Poster session from 08:30 to 12:30
Presentation and discussion moderated by the chairpersons will take place between 10:05 and 10:55

Transvenous revision of leads with cardiac perforation after implantation of cardiac electronic devices: complications and outcome 539

M. Doring, H. Knopp, K. Bode, M. Kuehl, A. Muessigbrodt, G. Hindricks, S. Richter (Leipzig, DE)

Predictors of cardiac implantable electronic device infection from a large United States healthcare organisation 540

E. Eby, M. Johnson, L. Bengtson, M. Burton, J. Hinnenthal (Mounds View and Eden Prairie, US)

Loops of the leads in the heart and risk of electrotherapy complications 541

A. Polewczyk, W. Jachec, A. Kutarski, L. Segreti, M.G. Bongiorni (Kielce, Zabrze and Lublin, PL; Pisa, IT)

Impact of ghosts prior second CRT Implantation after complete CRT extraction caused by device related infection 542

M. Seifert, V. Moeller, S. Fehrendt, C. Georgi, F. Hoelschermann, C. Butter (Bernau (Berlin), DE)

New onset of phrenic nerve palsy after laser-assisted transvenous lead extraction: a single-centre experience 543

T. Oezkartal, F. Regoli, G. Conte, M.L. Caputo, C. Klersy, T. Moccetti, A. Auricchio (Lugano, CH)

Effect of modern radiation therapy on the cardiac implantable electronic devices 544

J. T. Niedziela, E. Gadula-Gacek, J. Gorol, S. Blamek, P. Plaza, L. Miszczyk, M. Tajstra, M. Gasior (Zabrze, Katowice, Gliwice and Ostrowiec Swietokrzyski, PL)

Failure-free survival of the Riata implantable cardioverter-defibrillator lead after a very long-term follow-up. 545

R. San Antonio, F. Chipa-Ccasani, E. Trucco, O. Peralta, H. Fernandez, J. Apolo, M. Niebla, R. Borras, E. Arbelo, E. Guasch, A. Berruezo, J. Brugada, L. Mont, J.M. Tolosana (Barcelona, ES)

Transvenous lead extraction in octogenarians and in younger subjects. 546

E.V. Dovellini, L. Giurlani, P. Corsi, P. Pieragnoli, G. Ricciardi, L. Checchi, F. Andorlini, D. Antoniucci (Florence, IT)

Monday 19 March
MORNING SESSIONS

10:10 - 10:25 MEET THE TRIALISTS FURMAN

Meet the Trialist - DETECT AF pro and WATCH AF

Chairperson: H. Tanner (Bern, CH)

10:10 › Atrial fibrillation detection with smartphone cameras and wearables - Results of the DETECT AF pro and WATCH AF trials 547
J. Eckstein (Basel, CH)

10:10 - 10:25 MEET THE TRIALISTS COUMEL

Meet the Trialist - GP-AF

Chairperson: H. Purerfellner (Linz, AT)

10:10 › A pilot study on the role of ganglionated plexus ablation for catheter ablation of paroxysmal and persistent atrial fibrillation 548
S. Ernst (Oxford, UK)

10:15 - 10:45 SATELLITE SYMPOSIUM - EXPERTS ON THE SPOT AGORA

How to get better in paroxismal atrial fibrillation ablation

Sponsored by Biosense Webster

Chairperson(s): R. De Ponti (Varese, IT)

- *Educate attendees about the values of using the latest Contact Force Technology in treating AF patients*
- *Introduce new procedural workflows with latest technologies to reproduce and standardize AF ablation*

10:15 › Standardization makes the difference. 549
M.M. Martinek (Linz, AT)

10:30 › Do it right from the first time. 550
M. Gallagher (London, UK)

11:00 - 12:30 SPECIAL SESSION SOKOLOV

What it is my favourite approach for ventricular tachycardia ablation in patients with structural heart disease?

Chairperson(s): P. Della Bella (Milan, IT); J. L. Merino (Madrid, ES)

To learn the current practices and recomendations for VT ablation from leaders in the field from both sides of the Atlantic.

11:00 › My favourite approach for ventricular tachycardia ablation in patients with ischaemic heart disease with low ejection fraction 551
P. Della Bella (Milan, IT)

11:18 › My favourite approach for ventricular tachycardia ablation in patients with ischaemic heart disease with low ejection fraction 552
A. Berruezo Sanchez (Barcelona, ES)

11:36 › My favourite approach for ventricular tachycardia ablation in patients with non-ischaemic cardiomyopathy and non-inducible VT 553
K. Soejima (Tokyo, JP)

11:54 › My favourite approach for ventricular tachycardia ablation in patients with non-ischaemic cardiomyopathy and non- inducible ventricular tachycardia 554
C. Piorkowski (Dresden, DE)

12:12 › What it is my favourite approach for ventricular tachycardia ablation in patients with structural heart disease? - Panel discussion. 555

Monday 19 March
MORNING SESSIONS

11:00 - 12:30 | SPECIAL SESSION | SENNING

Honorary Lecture

Chairperson(s): A. J. Camm (London, UK); G. Hindricks (Leipzig, DE)

11:00 › Intercontinental lecture - What we have learned from mapping atrial arrhythmias. The pathway to ablation success 556
J.M Kalman (Victoria, AU)

11:45 › Einthoven lecture - From ECG to genetics in sudden cardiac death 557
J. Brugada Terradellas (Barcelona, ES)

11:00 - 12:30 | MAIN SESSION | WENCKEBACH

20 years after MADIT - Who is at risk of sudden death?

Chairperson(s): A. Auricchio (Lugano, CH); V. Kutyifa (Budapest, HU)

New insights of prevention of sudden cardiac death

11:00 › Survivors of a myocardial infarction with low left ventricular ejection fraction - Do we know what we need to know? 558
F. Ruschitzka (Zurich, CH)

11:22 › Cardiomyopathies with reduced left ventricular ejection fraction - New ideas for risk stratification after DANISH 559
E. T. Locati (Milano, IT)

11:45 › Hypertrophic cardiomyopathy - An update on the ESC sudden death risk score 560
W. Jung (Villingen-Schwenningen, DE)

12:07 › The ECG to predict sudden death - Overstudied, underused 561
M. Borggrefe (Mannheim, DE)

11:00 - 12:30 | SYMPOSIUM | MOBITZ

Management of ventricular arrhythmias in left ventricular assist device (LVAD) patients: pre, during and late after implantation

Chairperson(s): C. Carbucicchio (Milan, IT); I. Deisenhofer (Munich, DE)

Learning the different types of left ventricular assistance devices (LVAD), how they can be used to provide hemodinamic support for ventricular tachycardia ablation and how to manage the arrhythmias they are associated with

11:00 › LVAD types, hemodynamics and surgical aspects: what an invasive EP needs to know 562
C. T. Starck (Berlin, DE)

11:30 › The role of intraoperative ventricular tachycardia ablation during LVAD insertion 563
P. Sommer (Leipzig, DE)

12:00 › Mechanism and management of early and late postoperative ventricular arrhythmias in patients with LVAD 564
A.A. Arya (Leipzig, DE)

11:00 - 12:30 | SPECIAL SESSION | MIROWSKI

Live Session - Lead extraction

Chairperson(s): J.M Guerra Ramos (Barcelona, ES); L. Wilkoff (Cleveland, US)

Live case from Barcelona - Lead extraction 565
J. M. Tolosana (Barcelona, ES); J.-C. Deharo (Marseille, FR)

Live case from Leipzig - Manual mechanical dilation technique for complex lead explantation 566
M. Doring (Leipzig, DE);

Survival after extraction of infected CIED 567
G. Boriani (Castenaso, IT)

Reducing complications during lead extractions 568
M. G. Bongiorni (Pisa, IT)

11:00 - 12:30 SYMPOSIUM FURMAN

Imaging for ventricular tachycardia ablation: the future is now

Joint session with the European Association of Cardiovascular Imaging (EACVI)

Chairperson(s): B. A. Popescu (Bucharest, RO); K. Zeppenfeld (Leiden, NL)

To learn the present status of imaging techniques for ventricular tachycardia ablation and their upcoming developments.

11:00 › New imaging tools for risk stratification 569
T. Edvardsen (Oslo, NO)

11:22 › CE-MRI for substrate identification in non-ischaemic cardiomyopathy 570
K. Zeppenfeld (Leiden, NL)

11:45 › CT for substrate identification in ischaemic cardiomyopathy 571
S. Achenbach (Erlangen, DE)

12:07 › Detecting and Ablating intramural ventricular tachycardia substrate 572
W. G. Stevenson (Nashville, US)

11:00 - 12:30 HOW-TO SESSION COUMEL

Complications during ablation/device implantation: the role of the nurse/allied professional

Nurses and Allied Professional track

Chairperson(s): F. Geyrhofer (Linz, AT); L. Hinterbuchner (Bergheim, AT)

Case-based session describing complications during invasive procedures in Cardiac Electrophysiology and how to manage them (special focus on the role of the nurse/allied professional)

11:00 › Complications during ablation of atrial fibrillation 573
R. Cappato (Rozzano, IT)

11:22 › Complications during ablation of ventricular arrhythmias 574
D. Penela (Piacenza, IT)

11:45 › Complications during device implantation 575
R. Kirkfeldt (Aarhus, DK)

12:07 › Complications during lead extraction 576
I. Diemberger (Bologna, IT)

11:00 - 12:30 SYMPOSIUM HIS

Implication of basic insights for management of channelopathies

VT and VF Summit

Chairperson(s): S. Kaab (Munich, DE); M. Malik (Purley, UK)

- *Improve understanding of interpretation of genetic testing in ion chanelopathies.*
- *Optimise tailoring of therapy in ion channelopathies.*
- *Update on current status of risk stratification in Brugada Syndrome.*

11:00 › Interpretation of variants of unknown significance 577
C. R. Bezzina (Amsterdam, NL)

11:22 › Precision medicine in long QT syndrome 578
I. Denjoy (Paris, FR)

11:45 › Risk stratification in Brugada syndrome 579
S. Viskin (Tel Aviv, IL)

12:07 › Management of the CPVT patient not protected by beta blockers 580
I. Denjoy (Paris, FR)

11:00 - 12:30 SYMPOSIUM DAMATO

Novel mapping and ablation technologies

Cardiac Mapping Summit

Chairperson(s): A. Natale (Austin, US)

11:00 › Advances in electroanatomic mapping: ultra high-density mapping and electrogram annotation 581
C. de Chillou (Vandoeuvre Les Nancy, FR)

11:18 › Global mapping and ablation systems 582
H. Kottkamp (Zurich, CH)

11:36 › Advances in balloon ablation and mapping 583
R. Schilling (London, UK)

11:54 › Visually guided balloon ablation/MR fiber tracking and fiber orientation 584
M. Shenasa (San Jose, US)

12:12 › Novel mapping and ablation technologies - Panel discussion 585

11:00 - 12:30 YOUNG INVESTIGATOR AWARDS ABSTRACTS AGORA

Young Investigator Awards - Basic science

Chairperson(s): N. Hatem (Paris, FR); P.G.A. Volders (Maastricht, NL)

Judges: B. Casadei (Oxford, UK); F. Prinzen (Maastricht, NL); V. Probst (Nantes, FR)

Young Investigators will present their abstract in competition for the EHRA 2018 Young Investigator Award Prize. Results & Winners will be announced during a special event organised on the EHRA Stand on Monday 18 March during the afternoon coffee break (15:35-16:25)

11:00 › Autogenous termination of atrial fibrillation in vivo through local gene delivery 586
E.C.A. Nyns, L. Volkers, C.I. Bart, A.M. Kip, K. Zeppenfeld, M.J. Schalij, A.A.F. De Vries, D.A. Pijnappels (Leiden, NL)

11:15 › Cardiomyocytes exhibiting purkinje-type morphology and prominent connexin 45 immunoreactivity in the myocardial sleeves of cardiac veins are strongly positive for desmin. 587
S. Kugler, N. Nagy, A.M. Tokes, G. Racz, B. Dorogi, A. Nemeskeri (Budapest, HU)

11:30 › Fibroblasts derived from epicardial progenitors contribute to the fibro fatty remodeling of the atrial myocardium 588
N. Suffee, T. Moore Moris, D. Tregouet, G. Dilanian, M. Berthet, P. Leprince, M. Puceat, S.N. Hatem (Paris and marseille, FR)

11:45 › Ventricular structural remodelling in an ovine sheep model of sustained weight gain: Potential role of desmoglein-2 in fibro-fatty replacement and arrhythmogenicity 589
T.A. Agbaedeng, R. Mahajan, S. Thanigaimani, A. Elliott, E. McIennan, D.H. Lau, P. Sanders (Adelaide, AU)

12:00 › Characteristics of vascular properties using pulse wave analysis in patients diagnosed with vasovagal syncope 590
J.-H. Jang, J.-H. Park, K.-Y. Ko, Y.S. Beak, S.-W. Kwan, S.-D. Park, S.-H. Shin, S.-I. Woo, J. Kwan, D.-H. Kim (Incheon, KR)

12:15 › New entrainment criteria for macroreentrant atrial tachycardias. 591
M. R. Arceluz, E. Castellanos, T. Barrio, R. Salgado, J. Martin, C. Lazaro, M. R. Ortiz, J. Garcia, R. Peinado, J. Almendral (Madrid and Burgos, ES)

Monday 19 March
LUNCH TIME SESSIONS

12:45 - 13:45 SATELLITE SYMPOSIUM SOKOLOV

Challenges and current insights for the management of atrial high rate episodes

Organised by Atrial Fibrillation Network Association (AFNET), supported with an educational grant by Daiichi Sankyo

Chairperson(s): A. Goette (Paderborn, DE); P. Kirchhof (Birmingham, UK)

- *To evaluate the existing data on adverse clinical outcomes including risk of stroke, death and subsequent Atrial Fibrillation (AF) in patients with atrial high rate episodes lasting at least 5 min*
- *To provide an overview of current recommendations for the management of patients with atrial high rate episodes*
- *To explore real-life strategies for treating patients with atrial high rate episodes*
- *To discuss the on-going NOAH-AFNET 6 trial*

12:45 › Welcome and introduction - Challenges and current insights for the management of atrial high rate episodes. 592
A. Goette (Paderborn, DE); P. Kirchhof (Birmingham, UK)

12:50 › Uncertainties in the management of patients with atrial high rate episodes. 593
S. B. Freedman (Sydney, AU)

13:02 › Management of patients with atrial high rate episodes: how do we do it in Dresden? 594
C. Axthelm (Pirna, DE)

13:14 › The NOAH- AFNET 6 study: design and update. 595
A. Goette (Paderborn, DE)

13:26 › Panel discussion. 596
A. Goette (Paderborn, DE); P. Kirchhof (Birmingham, UK)

13:40 › Conclusion - Summary: challenges and current insights for the management of atrial high rate episodes. 597
P. Kirchhof (Birmingham, UK); A. Goette (Paderborn, DE)

12:45 - 13:45 SATELLITE SYMPOSIUM SENNING

What is new in device therapy for heart failure?

Sponsored by Medtronic

Chairperson(s): C. Butter (Bernau/Berlin, DE); D. Klug (Lille, FR)

- *Learn about the clinical application and clinical results of innovative device algorithms to optimize response to cardiac resynchronization therapy*
- *Learn how active fixation left ventricular leads facilitate positioning at the desired location and what the clinical experience is*
- *Learn how intelligent device technology and programming reduce inappropriate and unnecessary shocks*

12:45 › Introduction - What is new in device therapy for heart failure? 598
D. Klug (Lille, FR)

12:50 › Targeted lead placement with an active fixation left ventricular lead. 599
M. Biffi (Bologna, IT)

13:05 › Personalized Cardiac Resynchronization Therapy (CRT) solutions using smart algorithms. 600
J. Moreno Planas (Madrid, ES)

13:20 › Only shock to save a life? From Anti-Tachycardia Pacing (ATP) to intelligent device technology. 601
M. Gasparini (Rozzano, IT)

13:35 › Conclusions - What is new in device therapy for heart failure? 602
C. Butter (Bernau/Berlin, DE)

Monday 19 March
LUNCH TIME SESSIONS

12:45 - 13:45 SATELLITE SYMPOSIUM WENCKEBACH

The future is intelligent

Sponsored by LivaNova

Chairperson(s): M. R. Cowie (London, UK); J. M. Guerra Ramos (Barcelona, ES)

Connected sensors, mobile technology, cloud computing and the power of data analysis will transform healthcare. Artificial intelligence will play a huge part in this, and yet, many of us don't fully understand exactly what AI is. Thanks to a unique panel of expert speakers, this Satellite Symposium will clarify the different concepts behind artificial intelligence, it will explain exactly how the technology works as well as its many and varied applications in practice. We will explore real life examples of how AI is being used today in healthcare and will take a leap into the future by imagining how AI will impact and enhance our daily practice as electrophysiologists in 2020 and beyond.

12:45 › Everything you always wanted to know about Artificial Intelligence (AI), but were afraid to ask. 603
A. E. Esteva (Stanford, US)

13:05 › AI in healthcare: a practical case. 604
J. Crawford (London, UK)

13:25 › A day in your life as an electrophysiologist beyond 2020. 605
J. Singh (Boston, US)

12:45 - 13:45 SATELLITE SYMPOSIUM MOBITZ

The dream team ablation: sophisticated lesion characterisation added to Ultra High Density (UHD) mapping

Sponsored by Boston Scientific

Chairperson(s): R. Schilling (London, UK); E. Hoffmann (Munich, DE)

- *Attendees should be informed about new scientific data about beneficial use of ultra high density / high resolution EMA 3D mapping and new approaches with respect to lesion characterisation*

12:45 › Introduction - The dream team ablation: sophisticated lesion characterisation added to Ultra High Density (UHD) mapping. 606
R. Schilling (London, UK)

12:52 › Lesion creation: will certainty of catheter contact underpin ablation effectiveness? 607
R. Wakili (Munich, DE)

13:07 › Atrial Fibrillation: what do we learn from ultra high density & resolution mapping? 608
P. Jais (Bordeaux, FR)

13:22 › Ventricular Tachycardia (VT) ablation best practice: how UHD mapping has contributed to new ablation strategies for Ventricular Tachycardia (VT) ablation. 609
P. Della Bella (Milan, IT)

13:37 › Conclusion - The dream team ablation: sophisticated lesion characterisation added to Ultra High Density (UHD) mapping. 610
E. Hoffmann (Munich, DE)

12:45 - 13:45 SATELLITE SYMPOSIUM MIROWSKI

Improving the full range of atrial fibrillation ablation outcomes: role of contact force and substrate assessment technologies

Sponsored by Biosense Webster

Chairperson(s): D. Shah (Geneva, CH)

- *Educate attendees about the values of using of Contact Force Technology (CFT) in treating patients with Atrial Fibrillation (AF)*
- *Introduce and discuss new procedural workflows available with the latest technologies in Ablation and Substrate Mapping*

12:45 › Efficacy and efficiency improvement in pulmonary vein isolation. 611
M. Gallagher (London, UK)

13:00 › When to do pulmonary vein isolation only and when pulmonary vein isolation plus in atrial fibrillation treatment. 612
T. Arentz (Bad Krozingen, DE)

13:15 › New workflows in treating patients with persistent atrial fibrillation. 613
J. Seitz (Marseille, FR)

13:30 › Panel discussion and question & answers. 614
D. Shah (Geneva, CH); M. Gallagher (London, UK); T. Arentz (Bad Krozingen, DE); J. Seitz (Marseille, FR)

12:45 - 13:45 SATELLITE SYMPOSIUM FURMAN

Cardiac resynchronization therapy in patients with atrial fibrillation – Quo vadis?

Sponsored by BIOTRONIK

Chairperson(s): A. J. Camm (London, UK); J. I. Garcia-Bolao (Pamplona, ES)

- *Get an overview about current evidence and treatment recommendations for patients with heart failure and atrial fibrillation indicated for cardiac resynchronization therapy*
- *Get new insights about the CASTLE-AF study (Catheter Ablation versus Standard conventional Treatment in patients with Left ventricular dysfunction and Atrial Fibrillation) and its implications on clinical practice*
- *Gain a better understanding about the role of remote monitoring for the management of CRT patients with atrial fibrillation*

12:45 › Cardiac resynchronization therapy in patients with atrial fibrillation – When, who and how? 615
C. Sticherling (Basel, CH)

13:05 › Ablation of atrial fibrillation - Building a CASTLE to protect heart failure patients. 616
J. Brachmann (Coburg, DE)

13:25 › Continuous remote monitoring in heart failure patients - Impact on patient outcome. 617
F. Braunschweig (Stockholm, SE)

12:45 - 13:45 SATELLITE SYMPOSIUM COUMEL

Novel Approaches in Heart Failure management

Sponsored by Abbott

Chairperson(s): J. Toquero Ramos (Majadahonda, ES); W. Jung (Villingen-Schwenningen, DE)

Heart failure therapy with medical devices has gone through a significant evolution over the last years:

This Satellite Symposium will focus on technology advancements which have a significant effect on the outcome of cardiac resynchronization therapy, the benefits heart failure patients can gain from improved management through long-term pulmonary artery pressure monitoring and the importance of remote data access in an effort to treat patients more efficiently.

12:45 › Introduction - Novel approaches in HF management. 618
J. Toquero Ramos (Majadahonda, ES)

12:48 › From biventricular to multipoint pacing technology and LV only/or not? 619
T.R. Betts (Oxford, UK)

13:06 › Which patients can benefit from continuous pulmonary artery pressure monitoring? 620
H. Moellmann (Bad Nauheim, DE)

13:24 › How can we use cloud-data to manage a HF patient? 621
M. Rienstra (Groningen, NL)

13:42 › Conclusion - Novel approaches in HF management. 622
J. Toquero Ramos (Majadahonda, ES)

Monday 19 March
LUNCH TIME SESSIONS

12:45 - 13:45 SATELLITE SYMPOSIUM HIS

Uninterrupted dabigatran: exploring the impact on AF ablation

Sponsored by Boehringer Ingelheim

Chairperson(s): G. Y. H. Lip (Birmingham, UK)

- *To discuss the latest recommendations from international guidance and expert consensus on the use of non-Vitamin K antagonist oral anticoagulants (NOACs) in catheter ablation of Atrial Fibrillation (AF), and the potential impact on treatment options for patients*
- *To understand the latest data from the RE-CIRCUIT trial of uninterrupted dabigatran in patients with AF undergoing ablation*
- *To explore the features of dabigatran that may have benefits in the electrophysiology lab including safety profile, consistency in dosing and reversibility*

12:45 › NOACs today: safety, efficacy, reversibility. 623
G. Y. H. Lip (Birmingham, UK)

12:55 › RE-CIRCUIT: answering the interrupted NOAC question. 624
S. Willems (Hamburg, DE)

13:05 › Refining AF ablation: what do RE-CIRCUIT subanalyses show us? 625
H. Calkins (Baltimore, US)

13:15 › Applying breakthroughs in AF ablation to your clinical practice. 626
D. Gupta (Liverpool, UK)

13:30 › Q&A: addressing AF ablation for your patients. 627

12:45 - 13:45 SATELLITE SYMPOSIUM DAMATO

Hybrid ablation - A role in atrial fibrillation management?

Sponsored by Radcliffe Cardiology

Chairperson(s): H. J. G. M. Crijns (Maastricht, NL)

- *Demonstrate the clinical value of a multidisciplinary "AF Heart Team" for patients with persistent Atrial Fibrillation (AF)*
- *Review the scientific evidence to support the safety and efficacy of hybrid ablation techniques*
- *Describe how to best implement a hybrid management approach in clinical practice*

12:45 › What is the value of a multidisciplinary atrial fibrillation heart team? 628
H. J. G. M. Crijns (Maastricht, NL)

12:50 › What evidence exists to support hybrid ablation? 629
C. Tondo (Milan, IT)

13:00 › What are the practical considerations for implementing a multidisciplinary AF Heart Team in your centre? 630
L. V. A. Boersma (Nieuwegein, NL)

13:10 › Case study. 631
N. Sood (Medford, US)

13:25 › Panel discussion. 632
H. J. G. M. Crijns (Maastricht, NL); C. Tondo (Milan, IT); L. V. A. Boersma (Nieuwegein, NL); N. Sood (Medford, US)

Monday 19 March
AFTERNOON SESSIONS

14:00 - 15:30 | MAIN SESSION | SOKOLOV

2018 ESC Guidelines for the diagnosis and management of syncope - practical instructions how to perform tests and prescribe therapy

Chairperson(s): R. Furlan (Rozzano, IT); R. Sutton (Monte Carlo, MC)

14:00 › The diagnostic criteria of history taking and initial evaluation — 633
F. J. de Lange (Amsterdam, NL)

14:18 › How to perform and interpret the tests of cardiovascular autonomic failure — 634
A. Fedorowski (Malmo, SE)

14:36 › How to perform and interpret the findings of prolonged ECG monitoring — 635
A. Ungar (Florence, IT)

14:54 › How to set-up a syncope unit — 636
R. A. Kenny (Dublin, IE)

15:12 › Algorithms for selecting the most appropriate therapy — 637
J.-C. Deharo (Marseille, FR)

14:00 - 15:30 | HOW-TO SESSION | SENNING

What to do when everything fails during ventricular tachycardia ablation?

Chairperson(s): P. Della Bella (Milan, IT); M. Glikson (Ramat Gan, IL)

To learn how to approach patients with recurrent ventricular tachycardia after prior drug and ablation failure.

14:00 › New approaches for substrate identification: wire and microelectrodes — 638
F.C. Garcia (Philadelphia, US)

14:30 › Neuromodulation for uncontrollable ventricular tachycardia — 639
K. Shivkumar (Los Angeles, US)

15:00 › Surgical mapping and ablation after failed catheter ablation — 640
R. J. M. Klautz (Leiden, NL)

14:00 - 15:30 | HOW-TO SESSION | WENCKEBACH

Devices in inherited cardiac conditions *

Chairperson(s): G. Conte (Lugano, CH); P. Lambiase (Edgware, UK)

Case based approach to prescribing, implanting & programing cardiac defibrillators in inherited cardiac conditions.

14:00 › Device selection in ICC — 641
M. Biffi (Bologna, IT)

14:30 › Device implantation in ICC-lessons learned from experience — 642
A.H. Maass (Groningen, NL)

15:00 › Device programming in ICC — 643
J. Till (London, UK)

14:00 - 15:30 | SYMPOSIUM | MOBITZ

Recurrences of atrial fibrillation after repeated catheter ablation

Joint session with the Asia Pacific Heart Rhythm Society (APHRS)

Chairperson(s): I. C. Van Gelder (Groningen, NL); S. Zhang (Beijing, CN)

Recurrences after AF are multifactorial and require a combined effort : better ablation procedures, lifestyle modificication and to decide when « enough is enough »

**Mobile App - Vote and Ask a Question session*

14:00 › Introductory case 644
T. J. R. De Potter (Aalst, BE)

14:18 › Lifestyle modification 645
L. Y. Chen (North Oaks, US)

14:36 › Adding previously ineffective drugs 646
R. Hatala (Bratislava, SK)

14:54 › Re-do ablation? How many? 647
S. Miyazaki (Tsuchiura, JP)

15:12 › Recurrences of atrial fibrillation after repeated catheter ablation - What else? 648
T. J. R. De Potter (Aalst, BE)

14:00 - 15:30 HOW-TO SESSION MIROWSKI

Special considerations for specific ICD patient populations

Nurses and Allied Professional track

Chairperson(s): I. Goldenberg (Ramat Gan, IL); J. Janousek (Prague, CZ)

Understanding the specific requirements of complex ICD patients

14:00 › Adult congenital heart disease (GUCH) 649
P. Maury (Toulouse, FR)

14:30 › Pediatric population 650
G. Van Hare (Saint Louis, US)

15:00 › Patients with channelopathies 651
J. Brugada Terradellas (Barcelona, ES)

14:00 - 15:30 MAIN SESSION FURMAN

Sudden death during sports: reasons, prevention and management

Chairperson(s): C. A. Remme (Amsterdam, NL); G. Sarquella Brugada (Esplugues De Llobregat, ES)

To describe the aetiology and predisposing factors of sudden death during sports and how to prevent it and treat it (special focus on the role of the nurse/allied professional)

14:00 › Sudden death during sports: why 652
F. Carreras Costa (Barcelona, ES)

14:30 › How to prevent sudden death 653
A. Pelliccia (Rome, IT)

15:00 › Management of sudden death during sports 654
H. Heidbuchel (Antwerp, BE)

14:00 - 15:30 HOW-TO SESSION COUMEL

Cardiac Resynchronisation Therapy in 2018 (CRT)

Chairperson(s): J. Mansourati (Brest, FR); B. Merkely (Budapest, HU)

To learn contemporary Cardiac Resynchronisation Therapy

14:00 › Anatomy for the CRT implanter 655
J. C. Nielsen (Aarhus N, DK)

14:30 › CRT implantation - The easy and the difficult case 656
D. Gras (Nantes, FR)

**Mobile App - Vote and Ask a Question session*

15:00 › Optimising CRT during follow-up 657
W. Mullens (Genk, BE)

14:00 - 15:30 SYMPOSIUM HIS

Arrhythmias and cognitive impairment

Chairperson(s): T.F. Chao (Taipei, TW); M.N. Sheppard (London, UK)

To review the new EHRA/HRS/APHRS/SOLAECE consensus documents on arrhythmias and cognitive impairment, an important field with limied evidence. What can the clinician do to protect the patients?

14:00 › Atrial fibrillation and cognitive impairment 658
I. Savelieva (London, UK)

14:22 › Devices and cognitive impairment 659
L. Fauchier (Tours, FR)

14:45 › Invasive EP procedures and cognitive impairment 660
A. Goette (Paderborn, DE)

15:07 › Consensus statements 661
N. Dagres (Leipzig, DE)

14:00 - 15:30 SYMPOSIUM DAMATO

Advances in imaging for cardiac mapping and ablation

Cardiac Mapping Summit

Chairperson(s): M. Borggrefe (Mannheim, DE); K. Zeppenfeld (Leiden, NL)

14:00 › MRI to detect channels and fibrosis at the ventricular and atrial level 662
L. Mont (Barcelona, ES)

14:18 › Carbon and proton-type technologies for ablation 633
D. L. Packer (Rochester, US)

14:36 › Cyber heart/radiation ablation: methods and preliminary results 664
J. Rahimian (Los Angeles, US)

14:54 › Real time MRI mapping and ablation 665
P. Sommer (Leipzig, DE)

15:12 › Advances in imaging for cardiac mapping and ablation - Panel discussion 666

14:00 - 15:30 ORAL ABSTRACT SESSION AGORA

Best graded abstracts session

Chairperson(s): F. Leyva (Birmingham, UK); J. Steffel (Zurich, CH)

14:00 › Long-term clinical outcomes of cardiac resynchronization therapy with or without defibrillation: impact of the aetiology of cardiomyopathy 667
A. Zegard, F. Umar, R.J. Taylor, E. Acquaye, C. Gubran, S. Chalil, K. Patel, J. Panting, H. Marshall, T. Qiu, F. Leyva (Birmingham, UK)

14:15 › Withdrawn

14:30 › No association between CIED infection and mortality: long-term follow up of a complete, nationwide cohort in Denmark 669
R. Kirkfeldt, J.B. Johansen, O.D. Jorgensen, A.M. Thogersen, B.T. Philbert, J.C. Nielsen (Aarhus, Odense, Aalborg and Copenhagen, DK)

14:45 › Risks of unfavorable clinical outcomes in patients with first diagnosed stroke-associated atrial fibrillation 670
D. Duplyakov, I. Zolotovskaya, I. Davydkin (Samara, RU)

15:00 › Acute and long term efficacy and safety with a single cryoballoon application as compared with the standard dual application strategy in patients with symptomatic atrial fibrillation (SDCRYO-AF study) 671
D. Mortsell, H. Malmborg, S. Lonnerholm, V. Jansson, C. Blomstrom Lundqvist (Uppsala, SE)

15:15 › Are implantable loop recorders useful in children? 672
E. Polyakova, T. Trofimova, M. Shkolnikova (Moscow, RU)

15:35 - 16:25 MODERATED POSTERS MODERATED ePOSTERS 1

Managing the thromboembolic risk in atrial fibrillation

Chairperson(s): G. Y. H. Lip (Birmingham, UK); A. Niessner (Vienna, AT)

Moderated ePosters are on display at their assigned Moderated Poster session from 14:00 to 18:00
Presentation and discussion moderated by the chairpersons will take place between 15:35 to 16:25

Incidence of atrial arrhythmia and uptake of anticoagulation in stroke and non-stroke populations according to arrhythmia burden; a 7-year experience. 673
P.A. Chousou, R. Bellanti, K. Sanders, E.A. Papadimitraki, S. Houghton, M.R.D. Belham, P.J. Pugh (Cambridge, UK)

Relation of Nonsteroidal Anti-Inflammatory Drugs and Time in Therapeutic Range in Bleeding Risk in Atrial Fibrillation: the SPORTIF Trials 674
M. Proietti, G.Y.H. Lip (Birmingham, UK)

Incidence and predictors of left atrial appendage thrombus in patients treated with direct oral anticoagulants versus warfarin for non-valvular atrial fibrillation 675
K. Minami, K. Kumagai, Y. Sugai, K. Nakamura, S. Naito (Maebashi, JP)

Left atrial stunning as a predictor of atrial fibrillation occurrence after cryptogenic stroke 677
J. M. Martins Do Rego Farinha, M. Ferreira Fonseca, L. Parreira, I. Silvestre, C. Miranda, C. Sa, T. Duarte, R. Marinheiro, R. Caria (Setubal, PT)

Indications for and outcome in patients undergoing left atrial appendage closure - Results of the Austrian LAAC Registry 678
D. Zweiker, R. Sieghartsleitner, G. Toth, O. Luha, G. Stix, P. Vock, G. Delle-Karth, L. Fiedler, J. Aichinger, C. Steinwender, M. Rammer, K. Ablasser, H. Brussee, D. Scherr (Graz, Vienna, St. Poelten, Mödling, Linz and Wels, AT)

Differences in anticoagulation strategy and outcome in patients with atrial fibrillation according to renal function 679
Y.J. Choi (seoul, KR)

Antithrombotic therapy in patients with atrial fibrillation and a so-called temporary cause: a different benefit in case of acute coronary syndrome? 680
L. Fauchier, A. Bisson, A. Bodin, N. Clementy, C. Andre, B. Pierre, D. Babuty, G. Lip (Tours, FR; Birmingham, UK)

15:35 - 16:25 MODERATED POSTERS MODERATED ePOSTERS 2

Controverses in CRT

Chairperson(s): P. P. H. M. Delnoy (Zwolle, NL); V. Kutyifa (Budapest, HU)

Moderated ePosters are on display at their assigned Moderated Poster session from 14:00 to 18:00
Presentation and discussion moderated by the chairpersons will take place between 15:35 to 16:25

Using left bundle branch block in cardiac resynchronisation practice; do we all agree? 681
A. M. W. Van Stipdonk, I. A. H. Ter Horst, A. H. Maass, A. Auricchio, F. W. Prinzen, K. Vernooy (Maastricht, NL)

Variations of myocardial contractility measured by the SonR sensor during spontaneous rhythm are consensual with LV ejection fraction changes in CRT patients 682
V. Ducceschi, G. Gregorio, M. Santoro, I. De Crescenzo, A. Aloia, F. Gatto (Naples and Vallo Della Lucania, IT)

Effects of cardiac resyncrhonization therapy pacemaker versus cardiac resyncrhonization therapy implantable cardioverter defibrillator. Long term follow up 683

R. Ramirez Rodriguez, A.M. Ramirez Rodriguez, E. Caballero Dorta (Las Palmas G. C, ES)

Efficacy and safety of CRT epicardial leads 684

N. Radovanovic, S. Putnik, S.U. Pavlovic, M. Matkovic, B. Kircanski, V. Jovanovic, G. Milasinovic (Belgrade, RS)

Hemodinamic evaluation of univentricular versus biventricular stimulation in left endocardial cardiac resynchronization therapy 685

E. Aversa, L.M. Delgado Elias, J.C. Jurado Grisales, N. Lopez Cabanillas, B.D. Elencwajg, R. Chirife (Buenos Aires, AR)

Automatic AVD Programming by SyncAV Improves Electrical Synchronization in a Multicenter Study of CRT Patients 686

B. Thibault, P. Ritter, C. Pappone, K. Bode, L. Calo, J. Mangual, N. Badie, L. Mcspadden, N. Varma (Montreal, CA; Bordeaux, FR; San Donato Milanese and Rome, IT; Leipzig, DE; Sylmar, CA and Cleveland, US)

Cardiomyoapthic aetiology affects the distribution of endocardial electrical latency; results from a multi-centre registry 687

B. Sieniewicz, J. Behar, M. Sohal, B. Porter, S. Claridge, S. Niederer, J. Gamble, T. R. Betts, P. Jais, N. Derval, D. Spragg, P. Steendijk, B.E.R.R.Y. Van Gelder, F. A. Bracke, C. A. Rinaldi (London and Oxford, UK; Bordeaux-Pessac, FR; Baltimore, US; Leiden and Eindhoven, NL)

Comparison of left ventricular electrical delay and mechanical contractions between intrinsic and right ventricular paced configurations during cardiac resynchronization therapy 688

M. Doering, C. Markovitz, K. Ryu, G. Hindricks, P. Sommer, S. Richter (Leipzig, DE; Sylmar, US)

15:35 - 16:25 MODERATED POSTERS MODERATED ePOSTERS 3

Don't forget SVT ablation

Chairperson(s): P.S. Sanders (Adelaide, AU)

Moderated ePosters are on display at their assigned Moderated Poster session from 14:00 to 18:00
Presentation and discussion moderated by the chairpersons will take place between 15:35 to 16:25

Prediction of termination/conversion and subsequent second circuit of atrial tachycardia 689

M.T. Takigawa, N.D. Derval, A.F. Frontera, K.V. Vlachos, T.K. Kitamura, G.C. Chenit, J.D. Duchateau, C.M. Martin, N.K. Klotz, T.P. Pambrun, A.D. Denis, F.S. Sacher, M.H. Hocini, M.H. Haissaguerre, P.J. Jais (Bordeaux-Pessac, FR)

High density to AVNRT, new insight 690

C. Pandozi, M. Russo, M. Galeazzi, C. Lavalle, S. Ficili, F. Piccolo, M. Malacrida, F. Colivicchi (Rome and Milan, IT)

Atrial tachycardia with activation duration longer than tachycardia cycle length. Mechanisms and prevalence 691

P. Maury, M.A.S.A.T.E. Takigawa, S.T.E.F.A.N. Capellino, A.N.N.E. Rollin, N.I.C.O.L.A. Derval, P.I.E.R.R.E. Mondoly, B.E.N.J.A.M. Monteil, A.R.N.A.U.D. Denis, J.E.A.N. R. Roux, F.R.E.D.E.R. Sacher, M.I.C.H.E.L. Haissaguerre, M.E.L.E.Z.E. Hocini, P.I.E.R.R.E. Jais (Toulouse, Bordeaux- Pessac and paris, FR)

Focal atrial tachycardia arising from the crista terminals; detailed electrophysiology and long-term ablation outcomes 692

G.M. Morris, L. Segan, P. Heck, G. Wynn, G. Wong, A. Mcclellan, A. Nisbet, T. Walters, J. Ariyaratnam, P. Sparks, J. Morton, P. Kistler, J.M. Kalman (Manchester, Cambridge and Bristol, UK; Melbourne, AU)

Identification of the best ablation target and its relationship with mid-diastolic activity in re-entrant intra-atrial tachycardia 693

M. Anselmino, I. Garcia-Bolao, M. Scaglione, G. Stabile, F. Solimene, A. De Bellis, M. Pepe, A. Panella, F. Ferraris, M. Malacrida, F. Maddaluno, F. Gaita, A. De Simone (Turin, Asti, Naples, Mercogliano, Maddaloni and Milan, IT; Pamplona, ES)

Epicardial ablation for accessory pathway including coronary angiogram integration into electroanatomical mapping system: a safe and effective alternative after failing endocardial ablation 694

G. D'angelo, C. Bisceglia, M. Matta, F. Baratto, M. Cireddu, M.C. Barbaro, A. Radinovic, P. Mazzone, S. Gulletta, N. Trevisi, P. Della Bella (Milan, IT)

The impact of atrial antitachycardia pacing in terminating slow and regular atrial tachyarrhythmias: data from multicenter experience 695

G. Quirino, L. Padeletti, D. Facchin, T. Infusino, M. Ziacchi, A. Capucci, E. Pisano', G. Zanotto, D. Tarricone, S. Themistoclakis, V. Zaca', G. Boriani (Cosenza, Florence, Udine, Catanzaro, Bologna, Ancona, Lecce, Legnago, Milan, Mestre-Venice, Siena and Modena, IT)

15:45 - 16:15 SATELLITE SYMPOSIUM - EXPERTS ON THE SPOT AGORA

NOACs in Atrial Fibrillation (AF) patients undergoing cardiac procedures: what is the evidence?

Sponsored by BMS Pfizer

Chairperson(s): A. M. W. Alings (Breda, NL)

This interactive session aims to advance the audience's knowledge of current evidence landscape in the field of periprocedural management of AF. Attendees will improve their proficiency in emerging data with NOACs and learn how to deliver patient-centric solutions in AF individuals undergoing cardioversion or ablation.

15:45 › NOACs in Atrial Fibrillation (AF) patients undergoing cardiac procedures: what is the evidence? 696

A. M. W. Alings (Breda, NL); P. Kirchhof (Birmingham, UK)

16:30 - 18:00 DEBATE SESSION SOKOLOV

Pacemaker indications in special situations

*

Chairperson(s): F. Braunschweig (Stockholm, SE); D.T. Hachul (Sao Paulo, BR)

Discussion of situations where controversy exists regarding direct pacemaker implantation versus watchfull waiting/further workup

16:30 › Opening question

16:34 › Bundle branch block and syncope: a pacemaker is indicated only after documentation of AV block - PRO 697

M. Brignole (Lavagna, IT)

16:47 › Bundle branch block and syncope: a pacemaker is indicated only after documentation of AV block - CON 698

D. Barker (Cheshire, UK)

17:00 › Bundle branch block and syncope: a pacemaker is indicated only after documentation of AV block - Rebuttal PRO 699

M. Brignole (Lavagna, IT)

17:05 › Bundle branch block and syncope: a pacemaker is indicated only after documentation of AV block - Rebuttal CON 700

D. Barker (Cheshire, UK)

17:10 › Chairperson conclusion & Closing question

17:15 › Opening question

17:18 › Pacing indication in case of PR prolongation/LBBB following TAVI implantation - PRO 701

J.-B. Le Polain de Waroux (Brussels, BE)

17:31 › Pacing indication in case of PR prolongation/LBBB following TAVI implantation - CON 702

L. Roten (Bern, CH)

17:44 › Pacing indication in case of PR prolongation/LBBB following TAVI implantation - Rebuttal PRO 703

J.-B. Le Polain de Waroux (Brussels, BE)

17:49 › Pacing indication in case of PR prolongation/LBBB following TAVI implantation - Rebuttal CON 704

L. Roten (Bern, CH)

17:54 › Chairperson conclusion & Closing question

**Mobile App - Vote and Ask a Question session*

Monday 19 March
AFTERNOON SESSIONS

16:30 - 18:00 | MAIN SESSION | SENNING

Novel insights of LAA treatment for atrial fibrillation and stroke prevention

This session is supported by Abbott and Boston Scientific in the form of an educational grant. The scientific programme has not been influenced in any way by this sponsor.

Chairperson(s): J.J. Bax (Leiden, NL); T.R. Betts (Oxford, UK); J. I. Garcia-Bolao (Pamplona, ES)

Demonstrate the role of LAA in AF and stroke and benefits of LAA treatment on clinical outcome

16:30 › Stroke prevention or bleeding: how to weigh the results of clinical trials — 705
L. V. A. Boersma (Nieuwegein, NL)

16:52 › The role of the LAA for AF and stroke: fact or fiction — 706
T.L. Lewalter (Munich, DE)

17:06 › LAA closure concomitant to AF ablation - The surgical perspective — 707
S. Salzberg (Zurich, CH)

17:24 › LAA closure concomitant to AF ablation - The EP perspective
C. Tondo (Milan, IT)

17:42 › New strategies for anticoagulation therapy after LAA closure — 708
M. Glikson (Ramat Gan, IL)

16:30 - 18:00 | HOW-TO SESSION | WENCKEBACH

Lead extraction

Chairperson(s): M. G. Bongiorni (Pisa, IT); A. Kutarski (Lublin, PL)

To learn indications and techniques for contemporary lead extraction

16:30 › To extract or not to extract? — 709
L. Wilkoff (Cleveland, US)

17:00 › Lead extraction by laser and mechanical extraction tools — 710
J.-C. Deharo (Marseille, FR)

17:30 › Taking care of the patient with infected device - From admission to discharge — 711
C. Gerdes (Aarhus N, DK)

16:30 - 18:00 | SYMPOSIUM | MOBITZ

Role of MRI in atrial fibrillation ablation

Joint session with the Heart Rhythm Society (HRS)

Chairperson(s): T. Deering (Atlanta, US); M. Sramko (Prague, CZ)

MRI is giving additional information that may help in atrial fibrillation ablation. The objective of the session is to update what the MRI can offer in atrial fibrillation ablation

16:30 › Is MRI ready for improving atrial fibrillation ablation? — 712
D. J. Wilber (Maywood, US)

16:52 › Cardiac catheter ablation under real-time magnetic resonance guidance — 713
P. Sommer (Leipzig, DE)

17:15 › MRI to guide re-do procedures in atrial fibrillation ablation — 714
L. Mont (Barcelona, ES)

17:37 › Does atrial fibrillation fibrosis help in guiding atrial fibrillation ablation — 715
N. Marrouche (Salt Lake City, US)

Monday 19 March
AFTERNOON SESSIONS

16:30 - 18:00 | SPECIAL SESSION | MIROWSKI

Live Session - Ventricular tachycardia

Chairperson(s): K. Zeppenfeld (Leiden, NL)

Live case from Barcelona - MRI-guided substrate ablation in ischaemic cardiomyopathy 716
A. Berruezo Sanchez (Barcelona, ES); J. Acosta Martinez (Sevilla, ES)

Live case from Leipzig - Substrate-guided epi-endocardial ventricular tachycardia ablation in non-ischaemic cardiomyopath 717
L. Bertagnolli (Leipzig, DE); M. Saba (New Malden, UK)

VT ablation as first option for VT patients 718
W. G. Stevenson (Nashville, US)

Tips and tricks of epicardial VT ablation 719
C. Carbucicchio (Milan, IT)

16:30 - 18:00 | SYMPOSIUM | FURMAN

Let's talk about sex... and cardiac arrhythmias

Chairperson(s): S. Ernst (London, UK); J. Vaessen (Amsterdam, NL)

To review and discuss the new EHRA consensus document on gender issues in cardiac arrhythmias and electrophysiology

16:30 › Let's talk about sex... and cardiac arrhythmias - Introduction 720
J. Vaessen (Amsterdam, NL)

16:40 › Basic science evidence of gender differences relevant to sudden cardiac death and cardiac arrhythmia 721
H.M. Den Ruijter (Utrecht, NL)

17:00 › ESCAPE-Net: what will we learn from 90.000 sudden cardiac death patients? 722
H. Tan (Amsterdam, NL)

17:18 › Access to care - Do women get the same deal? 723
I. Oving (Amsterdam, NL)

17:35 › What does the consensus document say? 724
C. Linde (Stockholm, SE)

17:55 › Let's talk about sex... and cardiac arrhythmias - Conclusion 725
S. Ernst (London, UK)

16:30 - 18:00 | MAIN SESSION | COUMEL

Hot topics in cardiac pacing/defibrillation therapy

Nurses and Allied Professional track

Chairperson(s): J. M. Tolosana (Barcelona, ES); M. E. Trucco (Barcelona, ES)

To discuss relevant dilemma in everyday practice with implantable cardiac devices (special focus on the role of the nurse/allied professional)

16:30 › Remote monitoring clinic - Set-up, reimbursement, and other issues 726
P. Nolan (Galway, IE)

16:48 › MRI in patients with a cardiac implantable device 727
L. Hinterbuchner (Bergheim, AT)

17:06 › Lead malfunctions – How to deal with them 728
D. Klug (Lille, FR)

17:24 › Wound care and complications – How to deal with them 729
M. S. Jesus Coelho (Coimbra, PT)

17:42 › Patient education (EP/devices): device care, sport practice, sexual activity 730
L.M. Hill (Co.Antrim, UK)

16:30 - 18:00 SYMPOSIUM HIS

New developments in mechanisms and therapy of dyssynchrony

Chairperson(s): V. Delgado (Leiden, NL); M. Gasparini (Rozzano, IT)

To review new developments in basic science and latest developments in CRT

16:30 › Insights into mechanisms of dyssynchrony and heart failure 731
E. Donal (Rennes, FR)

16:52 › Computer model-assisted characterisation of the dyssynchronous heart 732
J. Lumens (Maastricht, NL)

17:15 › Multimodal imaging for personalised therapy in CRT patients 733
C. A. Rinaldi (London, UK)

17:37 › From idea to reality: sensor-based pacing strategies in CRT 734
F. Leyva (Birmingham, UK)

16:30 - 18:00 SYMPOSIUM DAMATO

The future of cardiac mapping and ablation

Cardiac Mapping Summit

Chairperson(s): C. Blomstrom-Lundqvist (Uppsala, SE); A. J. Camm (London, UK)

16:30 › Electrocardiographic ECG imaging, principles, and clinical application 735
C. Eitel (Luebeck, DE)

16:48 › Novel mapping technologies 736
T. Arentz (Bad Krozingen, DE)

17:06 › Novel ablation technologies 737
A. Verma (Newmarket, CA)

17:24 › Genetics, optogenetics and reprogramming of cardiac cells 738
L. Gepstein (Haifa, IL)

17:42 › The future of cardiac mapping and ablation - Concluding remarks 739
G. Hindricks (Leipzig, DE); M. Shenasa (San Jose, US)

16:30 - 18:00 RAPID FIRE ABSTRACT AGORA

Atrial fibrillation ablation - New tools and strategies for lesion creation and evaluation

Chairperson(s): N. Calvo Galiano (Zaragoza, ES); D. Gupta (Liverpool, UK)

16:30 › Cryoballoon ablation in early persistent atrial fibrillation patients: single procedure outcomes following pulmonary vein isolation in the prospective multicenter CRYO4PERSISTENT AF Study 740
S. Boveda, W. Fehske, A. Metzner, K.R.J. Chun, K. Goehl, G. Noelker, J.C. Deharo, G. Andrikopoulos, T. Dahme, N. Lellouche, P. Defaye (Toulouse, Marseille, Creteil and Grenoble, FR; Koln, Hamburg, Frankfurt, Nurnberg, Bad Oeynhausen and Ulm, DE; Athens, GR)

16:40 › Real-time gap detection during atrial fibrillation ablation using novel dielectric sensing system: results of the Durable-I clinical trial 742

A. Romanov, E. Pokushalov, V. Shabanov, I. Mikheenko, I. Stenin, Y. Schwartz, S.A. Ben-Haim, (Novosibirsk, RU; Caesarea, IL; Hamburg, DE)

16:50 › The lesion width and gap assessed by late-gadolinium enhancement magnetic resonance imaging after hotballoon ablation as compared to cryoballoon and conventional radiofrequency ablation 743

T. Akita, K. Kiuchi, K. Fukuzawa, S. Mori, Y. Taniguchi, Y. Izawa, K. Hyogo, H. Imada, J. Kurose, H. Suehiro, Y. Nagamatsu, M. Takemoto, K. Hirata, S. Shimoyama (Kobe, JP)

17:00 › Reproducible and semi-automatic method for the assessment of ablation gaps in LGE-CMR after RF pulmonary vein isolation 744

M. Nunez Garcia, O. Camara, H. Chubb, R. Karim, C. Butakoff (Barcelona, ES; London, UK)

17:10 › Optical coherence tomography as a tool for radiofrequency ablation lesion assessment - proof of concept 745

D. Taeschler, D. Liang, P. Arnold, R. Sweda, L. Roten, H. Tanner, C. Meier, A. Haeberlin (Biel and Bern, CH)

17:20 › Predictive value of the total atrial conduction time estimated with tissue Doppler imaging for predicting atrial tachyarrhythmia recurrences after catheter ablation 746

K. Ejima, S. Higuchi, Y. Iwanami, D. Yagishita, K. Arai, C. Saito, S. Tanino, K. Ashihara, M. Shoda, N. Hagiwara (Tokyo, JP)

17:30 › Comparison of operator-guided and automatic algorithm-guided atrial fibrillation ablation. Randomized trial. 747

M. Kiliszek, K. Krzyzanowski, R. Wierzbowski, A. Winkler, M. Smalc-Stasiak, Z. Orski, A. Skrobowski (Warsaw, PL)

17:40 › Impact of a novel lesion target on clinical outcome of paroxysmal atrial fibrillation ablation. 748

E. De Ruvo, G. Zucchelli, F. Solimene, V. Schillaci, F. Ferraris, E. Soldati, V. De Sanctis, M. Mantica, L. Sciarra, F. Gaita, M.G. Bongiorni, L. Calo' (Rome, Pisa, Mercogliano, Turin and Milan, IT)

17:50 › Procedural outcomes of pulmonary vein isolation with the pvac gold ablation catheter: results from the prospective multicenter gold af registry 741

L. V. A. Boersma, E. Kozluk, G. Maglia, J. De Sousa, O. Grebe, L. Eckhardt, H. Park, G. Rovaris, F. Arribas, A. Arenal, F. Lorenzi, G. Zanotto, Z. Czanady, J.M. Dupuis, A. Goette (Nieuwegein, NL; Warsaw, PL; Catanzaro, Monza, Rome and Legnano, IT; Lisboa, PT; Dusseldorf, Munster and Paderborn, DE; Daegu, KR; Madrid, ES; Debrecen, HU; Angers, FR)

Monday 19 March
POSTER SESSIONS

08:30 - 18:00 POSTER SESSION POSTER

Poster session 2

Atrial fibrillation ablation - Cryoballoon

Pulmonary vein (PV) cryo-balloon ablation achieves ideal anatomical PV isolation as detected by Cardiac Magnetic Resonance imaging: a proof of concept study P750

M. Rav Acha, A. Wolak, M. Ilan, M. Glokson, A. Medina (Jerusalem, IL)

Second generation cryoballoon vs. radiofrequency ablation in paroxysmal atrial fibrillation: outcomes beyond one-year follow-up time P751

V. Galizia Brito, N. March Vecchio, J. Jarma, L. Tomas, I. Mondragon, A. Orosco, S. Rivera, G. Albina, A. Giniger, F. Scazzuso (Buenos Aires, AR)

The intracardiac speckle-tracking echocardiography as a method of the cryoablation efficacy assessment in patients with the atrial fibrillation P752

A. Smorgon (Tomsk, RU)

Mechanism of atrial tachycardia following atrial fibrillation ablation using the second generation cryoballoon P753

E. Lyan, K. Yalin, A. Abdin, N. Sawan, C. Eitel, I. Eitel, R. Tilz (Lübeck, DE)

Cryoballoon-PVI is safe and efficacious in overweight patients P754

N. Deubner, H. Greiss, C. Gkalapis, A.P. Ziakos, T. Neumann, A. Sause, M. Kuniss (Wuppertal and Bad Nauheim, DE)

Comparison of coagulation between radiofrequency and cryoballoon ablation for paroxysmal atrial fibrillation P755

R. Takeuchi, N. Hosoya, Y. Hattori, S. Kageyama, M. Kawahito, T. Onodera (Shizuoka, JP)

Use of anti-arrhythmic drug therapy in patients treated with Cryoballoon pulmonary vein isolation for paroxysmal atrial fibrillation: data from a multicenter observational project P756

M. Landolina, G. Arena, S. Iacopino, R. Verlato, P. Pieragnoli, C. Tondo, A. Curnis, M. Lunati, W. Rahue, G. Senatore, L. Sciarra, L. Padeletti (Crema, Massa, Cotignola, Camposampiero, Florence, Milan, Brescia, Bolzano, Ciriè (Turin) and Rome, IT)

Half of recurrences occurs after 1-year follow-up after cryoablation of persistent atrial fibrillation P757

A. Hermida, P.M. Lallemand, M. Kubala, F. Tournevache, O. Buiciuc, S. Quenum, J.S. Hermida (Amiens, FR)

Evolution of efficiency of the first and second generation ablation techniques for atrial fibrillation: comparison of cryoballoon, manual and remote magnetic navigation guided radiofrequency ablation P758

A.M.E. Noten, Z. Kis, F. Akca, R. Bhagwandien, S. Wijchers, S.C. Yap, T. Szili-Torok (Rotterdam, NL)

Impact of atrial rhythm on pulmonary vein signals during cryoballoon pulmonary vein isolation P759

A. Pott, M. Baumhardt, T. Stefan, K. Petscher, W. Rottbauer, T. Dahme (Ulm, DE)

Comparison of pulmonary vein isolation catheter ablation for paroxysmal atrial fibrillation between contact-force guided radiofrequency and second-generation balloon cryotherapy P760

R. Rekvava, S. Berkinbayev, G. Dzhunusbekova, K. Kushumbaeva, B. Kakimzhanova, A. Abdimomunov, B. Baigubekov, A. Parimbekov, G. Dusekeeva (Almaty, KZ)

Pediatrics

Catheter ablation of supraventricular tachycardias in children using a limited fluoroscopic approach P761

S. Laranjo, M.M. Oliveira, P.S. Cunha, R. Pimenta, A.S. Delgado, N. Monteiro, C. Trigo, F.F. Pinto (Lisbon, PT)

Radiofrequency catheter ablation of parahisian accessory pathways in children is safe and effective. P762

V.I.E.R.A. Illikova, P.E.T.E.R. Hlivak, M.A.R.K.O. Bjelosevic, M.I.C.H.A.L. Chalupka, R.O.B.E.R.T. Hatala (Bratislava, SK)

Effectiveness and safety of radiofrequency ablation in newborn and infants with drug-resistant tachycardia, single- center experience. P764

T. Ivanova-Razumova, A.S. Abdrakhmanov, A.I. Baigalkanova, A. Bakytzhanuly, Z. Esilbaev, A. Zhanatkyzy (Astana, KZ)

Coexistence of tachyarrhythmias in patients with tetralogy of fallot P765

E. M. J. P. Mouws, J.W. Roos-Hesselink, A.J.J.C. Bogers, N.M.S. De Groot (Rotterdam, NL)

Catheter ablation in congenital heart disease in preparation to cardiac transplant: a single centre experience P766

I. Cazzoli, C. Gunturiz-Beltran, S. Guarguagli, R. Alonso-Gonzalez, S.V. Babu-Narayan, L. Swan, A. Uebing, M.A. Gatzoulis, S. Ernst (London, UK)

Concomitant arrhythmia surgery in patients with congenital heart disease P767

E. M. J. P. Mouws, T.T.T.K. Ramdjan, C. Kik, J.W. Roos-Hesselink, A.J.J.C. Bogers, N.M.S. De Groot (Rotterdam, NL)

Latent type of Wolff-Parkinson-White syndrome in children P768

T. Kruchina, E. Oleichuk, K. Alekseeva, I. Pushkareva, E. Vasichkina, G. Novik, D. Egorov (Saint-Petersburg, RU)

Electrical changes do not precede changes in cardiac morphology or function in a substantial subset of patients with arrhythmogenic cardiomyopathy P769

M. K. Stokke, T. E. Edvardsen, M. Astrom Aneq, H. K. Jensen, H. Bundgaard, J. Hansen, T. Giljam, P. G. Platonov, K. H. Haugaa (Oslo, NO; Linkoping, Gothenburg and Lund, SE; Aarhus, Copenhagen and Hellerup, DK)

Coexistence of brady- and tachyarrhythmias in patients with congenital heart disease P770

E. M. J. P. Mouws, D. Veen, C.P. Teuwen, T.T.T.K. Ramdjan, P. Knops, M. Van Reeven, J.W. Roos-Hesselink, A.J.J.C. Bogers, N.M.S. De Groot (Rotterdam, NL)

Very long-term follow-up of patients with congenital heart disease and an implantable cardioverter-defibrillator P771

M. Coutinho Cruz, A. Viveiros-Monteiro, G. Portugal, A.S. Delgado, A. Lousinha, B. Valente, P. Silva-Cunha, L. Sousa, J.A. Oliveira, A. Agapito, R. Cruz-Ferreira, M. Martins-Oliveira (Lisbon, PT)

Effectiveness of medicamentous therapy in children with pacing-induced cardiomyopathy. P772

T. Ivanova-Razumova, A.S. Abdrakhmanov, A.I. Baigalkanova, Z. Esilbaev, A. Bakytzhanuly, L. Mamezhanova (Astana, KZ)

Ventricular tachycardia

Centrifugal wave-front propagation speed for localizing the origin of ventricular arrhythmias: Investigation using a new ultra-high-resolution mapping system P773

M. Masuda, T. Kanda, Y. Matsuda, T. Ohashi, A. Tsuji, T. Mano (Amagasaki, JP)

Hemodynamics of premature bentricular beats and relation to PVC induced-cardiomyopathy P774

P. Maury, S.O.P.H.I.E. Billet, A.N.N.E. Rollin, P.I.E.R.R.E. Mondoly, M.A.R.I.E. Sadron, B.E.N.J.A.M. Monteil, O.L.I.V.I.E. Lairez (Toulouse, FR)

Extra-cardiac and intra-cardiac landmarks used in combination can increase registration accuracy between nuclear imaging and electro-anatomical 3D geometries. P775

B. Thibault, L.P. Richer, L.C. Mcspadden, K. Ryu, B. Mondesert, L. Rivard, K. Dyrda, M. Dubuc, L. Macle, P.G. Guerra, P. Khairy, R. Tadros, V. Finnerty, J. Gregoire, F. Harel (Montreal, CA; Sylmar, US)

Validation of a multi-threshold approach for detection of channel entrance/exits by magnetic resonance imaging in patients with scar-related ventricular tachycardia P776

M. Sramko, A.F.A. Androulakis, M. De Riva Silva, C.A. Glashan, H.J. Lamb, K. Zeppenfeld (Leiden, NL)

S-R difference in V1-V2 is a novel criterion for differentiating the left from right ventricular outflow tract arrhythmias P777

O. Kaypakli, H. Koca, D.Y. Sahin, F. Karatas, S. Ozbicer, M. Koc (Hatay and Adana, TR)

Slow conducting channel identification from electroanatomical maps using an automatic algorithm in patients with scar-related ventricular arrhythmias P778

A. Alcaine, D. Soto-Iglesias, J. Acosta, D. Penela, D. Andreu, J. Fernandez-Armenta, P. Laguna, O. Camara, J.P. Martinez, A. Berruezo (Barcelona and Zaragoza, ES)

Simple method for the estimation of the depth of the focal activation source in the myocardium P779

S. Oh (Seoul, KR)

Clinical evaluation of an automatic activation mapping algorithm for identifying the site of origin of idiopathic ventricular arrhythmias P780

A. Alcaine, D. Soto-Iglesias, J. Acosta, V. Korshunov, D. Penela, D. Andreu, J. Fernandez- Armenta, P. Laguna, J. P. Martinez, O. Camara, A. Berruezo (Zaragoza and Barcelona, ES)

Association of electrocardiographic risk markers in brugada syndrome P781

A. Tronconi, N. Galizio, A. Palazzo, G. Carnero, M. Mysuta, G. Lizarraga, F. Figueroa, A. Bossa, M. Peltzer, B. Solano, J. L. Gonzalez (Buenos Aires, AR)

Antiarrhythmic effect of artemisinin in Brugada syndrome model P782

N. Yoon, S.N. Hong, K.H. Lee, H.W. Park, J.G. Cho (Gwangju, KR)

Accuracy of a simplified ECG graphical algorithm to identify scar-related ventricular tachycardia exit in a 17- segments AHA model P783

J. Fernandez-Armenta Pastor, D. Andreu, J. Acosta, D. Penela, E. Arbelo, J.M. Tolosana, L. Mont, A. Berruezo (Barcelona, ES)

Identification of border-zone corridors in the left ventricle with late-enhancement magnetic resonance images P784

M. Steghoefer, R.M. Figueras I Ventura, D. Soto-Iglesias, X. Planes, A. Berruezo, L. Serra (Barcelona, ES)

Catheter ablation of ventricular tachycardias guided by a 20 electrode linear array catheter P785

A. Radinovic, N. Trevisi, G. D'angelo, A. Correra, F. Calore, L. Foppoli, P. Della Bella (Milan, IT)

Predictive value of sustained ventricular tachycardia and ventricular fibrillation in the first 48 hours of ST segment elevation myocardial infarction P786

M. Ferreira Fonseca, J. Farinha, L. Parreira, C. Sa, T. Duarte, R. Marinheiro, R. Rodrigues, F. Seixo, R. Caria (Setubal, PT)

Angiotensin-neprilysin inhibition further reverses cardiac remodeling as compared to angiotensin inhibition in reduced heart failure patients P787

C. De Diego, L. Gonzalez-Torres, E.R. Centurion, G. De Lara, M. Macias (Torrevieja y Elche, ES)

Short-coupled ventricular ectopic beats in a cohort of young patients with major cardiac events and early repolarization pattern P788

S. De Luca, A. Curcio, G. Calabro', F. Passafaro, A.R. Ruggiero, P. Calvelli, G. Santarpia, C. Indolfi (Catanzaro, IT)

Prevalence and characteristics of Brugada patients diagnosed during chest pain P789

P. Maury, F.A.T.H.I.A. Sebai, A.N.N.E. Rollin, P.I.E.R.R.E. Mondoly, B.E.N.J.A.M. Monteil, M.A.R.I.E. Sadron, F.R.E.D.E.R. Sacher (Toulouse and Bordeaux-Pessac, FR)

Sustained ventricular tachycardia as early complication after percutaneous coronary intervention for chronic total occlusion P790

S. Koenig, E. Boudriot, H. Thiele, A. Arya, G. Hindricks, B. Dinov (Leipzig, DE)

A common co-morbidity modulates disease expression and treatment efficacy in inherited cardiac sodium channelopathy P791

C. A. Remme, M.R. Rivaud, J.A. Jansen, P.G. Postema, E.A. Nannenberg, G.A. Marchal, S.R. Rajamani, L. Belardinelli, J.P. Van Tintelen, M.W. Tanck, E.E. Creemers, A.A. Wilde, M.P. Van Den Berg, T.A.B. Van Veen, C.R. Bezzina (Amsterdam, Utrecht and Groningen, NL; Fremont, US)

Novel putative effectors in the arrhythmogenesis of idiopathic ventricular arrhythmias from the outflow tracts P792

T. Geczy, L.J. De Vries, T. Szili-Torok (Rotterdam, NL)

Ventricular action potential duration variability is enhanced in heart failure patients with spontaneous ventricular tachycardia or fibrillation P793

B. Porter, M. Bishop, J. Gould, B. Sieniewicz, B. Sidhu, C.A. Rinaldi, P. Taggart, J.S. Gill (London, UK)

Sphenopalatine ganglion block as a method to modulate cardiac autonomic tone and suppress premature ventricular beats P794

D. Katsaras, C. Arvaniti, P. Flevari, G. Giannopoulos, C. Batistaki, V. Stasinos, G. Kostopanagiotou, S. Deftereos, E. Iliodromitis, D. Leftheriotis (Athens and Corfu, GR)

Monday 19 March
POSTER SESSIONS

Basic Science

Systematic assessment of atrial fibrillation conduction pattern dynamics: high degree of intra- and low degree of inter- episode spatial patterns P795

A. Van Hunnik, S. Zeemering, J. Simons, H.R.M. Kuiper, S. Verheule, U. Schotten (Maastricht, NL)

Molecular characterisation of arrhythmic substrates secondary to mitochondrial dysfunction in PGC-1 alpha deficient murine atria P796

K.R. Chadda, C.E. Edling, S. Ahmad, H. Valli, C. L.-H. Huang, K. Jeevaratnam (Guildford and Cambridge, UK)

Effect of sodium channel blockade on the 3-dimensional substrate of atrial fibrillation: a simulation study P797

A. Gharaviri, M. Potse, R. Krause, A. Auricchio, U. Schotten (Lugano, CH; Bordeaux, FR; Maastricht, NL)

Application of intermittent negative upper airway pressure as a novel rat model for obstructive sleep apnea and atrial fibrillation P798

D. Linz, M. Hohl, B. Linz, S. Khoshkish, C. Maack, U. Schotten, M. Boehm, P. Sanders (Adelaide, AU; Homburg, DE; Maastricht, NL)

The role of gap junctions in stretch-induced atrial fibrillation. P799

K. Kamiya, H. Honjo, N. Ueda (Nagoya, JP)

Number of CTG repeats in myotonic dystrophy: a new risk factor of ventricular tachycardia? P800

M. Cossiani, S. Castrejon, R. Montes De Oca, C. Escobar, M. Ortega, J. L. Merino (Madrid, ES)

Arrhythmogenic mechanisms in ageing: insights from murine models of arrhythmia P801

K. Jeevaratnam, K.R. Chadda, S. Ahmad, H. Valli, C.E. Edling, S. Salvage, A. Grace, C.L.H. Huang (Guildford and Cambridge, UK)

A novel scn5a loss-of-function mutation in a family with symptomatic brugada syndrome P802

J. Mueller-Leisse, K. Sanner, D. Duncker, T. Koenig, C. Zormpas, A. Leffler, C. Veltmann (Hannover, DE)

Temporal increased arrhythmogenicity due to dynamic mechano-electrical remodeling following dyssynchronous ventricular activation in a canine model P803

I.A.H. Ter Horst, A. Bossu, M. Houtman, H.D.M. Beekman, W.M. Van Everdingen, S. Korte, M. Meine, T.P. De Boer, M.A. Vos (Utrecht, NL)

Physiological effect of non invasive auricular vagus nerve stimulation on sinus rate in healthy adults subjects P804

A. Gauthey, C. De Meester, S. Marchandise, C. Scavee, J.B. Le Polain De Waroux (Brussels, BE)

The mechanism of endothelial cells survival and proliferation in condition of unfed-culture P805

T. Nikolaienko, L. Garmanchuk, D. Shelest (Kyiv, UA)

CRT

Real World Data: Improvement of echocardiographic parameters, response and quality of life to Cardiac Resynchronization Therapy (CRT) continues up to 12 months after implantation P806

F. Schiedat, A. Kloppe, J. Kolbe, A. Zimmermann, H. Bogossian, M. Zarse, D. Mijic, Z. Karosiene, A. Muegge, B. Lemke (Bochum and Luedenscheid, DE)

Baseline characteristics and outcome of the resynchronization therapy in patients with valvular heart disease: single- center experience. P807

R.H.I.A.D. Benkouar, M.S. Ait Messaoudene, Y. Aoudia, T. Boumedien, N. Ali Tatar, Y. Bouhouita (Algiers, DZ)

Sleep apnea detection by a cardiac resynchronization device integrated thoracic impedance sensor- a validation study against the gold standard polysomnography P808

F. Barbieri, W. Dichtl, E. Brandauer, A. Heibreder, A. Stefani, A. Adukauskaite, W. Schgoer, F. Hintringer, B. Hoegl (Innsbruck, AT; Münster, DE)

A super outcome to a super response P809

V. Marinho, N. Antonio, J. Milner, P. Alves, M. Santos, C. Domingues, J. Ferreira, L. Elvas, M. Pego (Coimbra, PT)

Non-invasively assessed coronary flow reserve predicts survival in patients treated with cardiac resynchronization therapy P810

A. Djordjevic-Dikic, G. Nikcevic, S.U. Pavlovic, A. Milasinovic, V. Jovanovic, M. Zivkovic, B. Kircanski, N. Radovanovic, N. Brankovic, G. Milasinovic (Belgrade, RS)

Mechanical dyssynchrony as a predictor of superresponse in patients with cardiac resynchronisation therapy P811

N. Shirokov, V. Kuznetsov, A. Soldatova, C. Diachkov, D. Krinochkin (Tyumen, RU)

Should we use cardiac resyncronization theraphy-pacemaker more frequently? P812

J.C. Corona-Guerrero, E. Arana, M. Frutos-Lopez, J. Acosta, E. Jimenez-Baena, N. Verseci, B. Jauregui, A. Pedrote (Seville, ES)

Do we need to use cardiac resynchronization therapy pacemaker more?
Comparative study to cardiac resyncrhonization therapy defibrillator. P813

R. Ramirez Rodriguez, A.M. Ramirez Rodriguez, E. Caballero Dorta (Las Palmas G. C, ES)

Are patients with heart failure properly treated at the time of the indication for cardiac device implant? P814

L.C.S.P. Passos, T.M. Trindade, W.N. De Carvalho, V.R.S. Souza, Y.M. Lira, E.L. Garrido, N.F.C. De Oliveira, R.M.V. De Melo, A.G.Q. De Jesus, A.M.P. De Lima, E.O.M. Andrade (Salvador, BR)

Left atrial strain predicts cardiovascular events in chronic systolic heart failure patients treated with cardiac resynchronization therapy. P815

L. Rossi, A. Malagoli, A. Zanni, C. Sticozzi, G. Villani (Piacenza, IT)

Is the upgrade with respect to de novo cardiac resyncrhonization therapy effective? Long term comparative study P816

R. Ramirez Rodriguez, A.M. Ramirez Rodriguez, E. Caballero Dorta (Las Palmas G. C, ES)

Effects of upgrade versus de novo cardiac resyncrhonization therapy on clinical response.
Long term survival follow up from single center. P817

R. Ramirez Rodriguez, A.M. Ramirez Rodriguez, E. Caballero Dorta (Las Palmas G. C, ES)

Clinical outcomes after upgrading from pacemakers to cardiac resynchronization therapy P818

A. Zegard, K. Patel, J. Panting, H. Marshall, T. Qiu, F. Leyva (Birmingham, UK)

Comparative study between upgrade and de novo cardiac resyncrhonization therapy. Long term follow up P819

R. Ramirez Rodriguez, A.M. Ramirez Rodriguez, E. Caballero Dorta (Las Palmas G. C, ES)

Contractile function of the right ventricle as a predictor of the effectiveness of cardiac resynchronization therapy P820

D. Lebedev, S. Popov, S. Popov (Tomsk, RU)

Long term outcomes of cardiac resynchronization therapy in the elderly P821

S. Bencivenga, A. Acitelli, M. Minati, E. De Ruvo, A.M. Martino, L. Monzo, F. Stirpe, M. Penco, L. Calo' (L'Aquila and Rome, IT)

CRT-D non-responders «downgrading»: single center experience P822

B. Kircanski, N. Radovanovic, V. Jovanovic, N. Brankovic, A. Milasinovic, G. Nikcevic, M. Zivkovic, S. Pavlovic, G. Milasinovic (Belgrade, RS)

Effect of cardiac resynchronization therapy in RV-stimulation-induced cardiomyopathy P823

T. Schmidt, M. Kronborg, Y. Huo, J. Sitzy, U. Richter, A. Loewen, C. Piorkowski, T. Gaspar (Dresden, DE; Aarhus, DK)

Novel biomarkers in cardiac resynchronization therapy: Hepatocyte growth factor is an independent predictor of clinical outcome P824

P. Perge, A.M. Boros, E. Forizs, L. Geller, E. Zima, L. Molnar, S.Z. Szilagyi, Z. Prohaszka, B. Merkely, G. Szeplaki (Budapest, HU)

Is chagas heart disease associated to a higher mortality at one year after cardiac resynchronization therapy implant? P825

L.C.S.P. Passos, R.M.V. De Melo, V.R.S. Souza, W.N. De Carvalho, E.L. Garrido, N.F.C. De Oliveira, E.O.M. Andrade, Y.M. Lira, A.G.Q. De Jesus, A.M.P. De Lima, T.M. Trindade (Salvador, BR)

Monday 19 March
POSTER SESSIONS

Atrial fibrillation ablation - Mechanisms and outcomes

How to improve the success of atrial fibrillation ablation. Evaluation of cardiac magnetic resonance and fractionated electrograms in first ablation procedures. P826

G. Caixal Vila, E. Benito, F. Alarcon, R. Borras, J. Cozzari, M. Munoz, R. Perea, F. Chipa, H. Fernandez, J.M. Tolosana, A. Berruezo, E. Arbelo, E. Guasch, M. Matiello, L. Mont (Barcelona, ES)

Left atrial low voltage areas predict the outcome after laser balloon pulmonary vein isolation P827

T. Nagase, S.B. Stefano, L.P. Perrotta, F.B. Bologna, S.C. Chen, J.C. Chun, B.S. Schmidt (Frankfurt am Main, DE)

Quantitative assessment of left atrial fibrosis in patients with paroxysmal atrial fibrillation using high density Confidense mapping P828

D. Asvestas, K. Letsas, G. Bazoukis, A. Saplaouras, C. Goga, A. Sakellaropoulou, K. Vlachos, S. Georgopoulos, A. Sideris, M. Efremidis (Athens, GR)

Bipolar voltage variability in left atrial ultra-high density 3D maps (Rhythmia) in patients undergoing pulmonary vein isolation P829

K. Lackermair, S. Kellner, L. Riesinger, K. Rizas, M. F. Sinner, S. Fichtner, H. L. Estner (Munich, DE)

Complications of catheter ablation for paroxysmal atrial fibrillation: single center analysis of 1411 procedures in 1031 patients P830

M. Fiala, V. Bulkova, L. Rybka, J. Chovancik, R. Neuwirth, O. Jiravsky, O. Toman, J. Manousek, M. Cernosek, J. Januska, J. Spinar (Brno and Trinec, CZ)

Atrial tachyarrhythmias during the blanking period after ablation of atrial fibrillation: a predictor of long-term recurrence P831

D. Valbom Mesquita, P.S. Cunha, B.T. Valente, M. Nogueira Silva, M. Cruz, G. Portugal, A.S. Delgado, M.T. Alves, I. Carlos, R. Cruz Ferreira, M.M. Oliveira (Lisbon, PT)

Rotational angiography for atrial fibrillation ablation: comparison with CT angiography P832

F. Plank, N. Rahn, D. Till, W. Schgoer, F. Hintringer, G. Feuchtner, M. Stuehlinger (Innsbruck, AT; Forchheim, DE)

Comparison of the pro-coagulant state during ablation using the PVAC Gold and the Thermocool Catheter: results from the CE-AF trial P833

F. Kece, E.F. Bruggemans, R. Alizadeh Dehnavi, A.P. Wijnmaalen, J. Eikenboom, M.J. Schalij, K. Zeppenfeld, S.A. Trines (Zwolle and Leiden, NL)

Catheter ablation of persistent atrial fibrillation in type 2 diabetes mellitus patients with implanted cardiac pacemaker P834

E. A. Archakov, R.E. Batalov, S. V. Popov, S. Y.U. Usenkov, A.V. Smorgon (Tomsk, RU)

The force awakens: one year clinical outcome after pulmonary vein isolation using the novel ThermoCool SmartTouch Surround Flow catheter P835

C. Sohns, L. Rottner, B. Reissmann, C.H. Heeger, C.H. Lemes, T. Fink, M. Volkmer, R. Ventura, P. Wohlmuth, S. Mathew, A. Metzner, F. Ouyang, T. Maurer (Bremen, DE)

Mechanical function after total left atrial isolation in patients with atrial fibrillation at the end stage of left atrial myopathy P836

S. Ulbrich, Y. Huo, U. Richter, J. Mayer, L. Pu, M.B. Kronborg, A.M. Zedda, J. Guo, J. Sitzy, T. Gaspar, C. Piorkowski (Dresden, DE)

Unexpected high rate of gaps following cobra fusion epicardial ablation of atrial fibrillation P838

M. Cireddu, L. Foppoli, C. Bisceglia, F. Baratto, C.M. Barbaro, S. Gulletta, N. Trevisi, E. Lapenna, G. D'angelo, A. Correra, L. Gigli, P. Della Bella (Milan, IT)

Long-term follow-up after atrial fibrillation ablation using 3D high-density voltage mapping with a single-puncture approach P839

M. M. Oliveira, P.S. Cunha, B. Valente, N. Silva, G. Portugal, M. Cruz, N. Monteiro, A.S. Delgado, M. Pereira, R.C. Ferreira (Lisbon, PT)

Feasibility and safety of total left atrial isolation and subsequent left atrial appendage occlusion in the patients with atrial fibrillation at the end stage of left atrial myopathy P840

Y. Huo, M.B. Kronborg, S. Ulbrich, A.M. Zedda, J. Mayer, L. Pu, J. Guo, U. Richter, J. Sitzy, T. Gaspar, C. Piorkowski (Dresden, DE)

Four-year follow-up after contact force sensing radiofrequency catheter and second-generation cryoballoon ablation for paroxysmal atrial fibrillation P841

Z. Nagy, Z. Kis, Z. Som, C. Foldesi, A. Kardos (Budapest, HU; Rotterdam, NL)

Outcome following thoracoscopic epicardial ablation of patients with persistent atrial fibrillation or with severe left atrium dilatation P842

M. Cireddu, L. Foppoli, C. Bisceglia, F. Baratto, C.M. Barbaro, E. Lapenna, S. Gulletta, N. Trevisi, G. D'angelo, A. Correra, L. Gigli, P. Della Bella (Milan, IT)

Incidence of acute pacemaker implantation after ablation of persistent atrial fibrillation P843

F. Von Krogh, V. Semmler, T. Reents, F. Bourier, M. Telishevska, M. Kornmayer, M. Kottmaier, S. Brooks, K. Koch-Buettner, C. Lennerz, A. Brkic, C. Grebmer, G. Hessling, C. Kolb, I. Deisenhofer (Munich, DE)

Long-term outcome of ablation for atrial fibrillation in patients with hypertrophic cardiomyopathy P844

L. Dinshaw, Ö. Akbulak, B. Schaeffer, M. Jularic, M. Gunawardene, J. Muench, N. Klatt, J. Hartmann, C. Eickholt, N. Gosau, M. Patten, S. Willems, C. Meyer (Hamburg, DE)

Benefits of concurrent cavotricuspid isthmus ablation after totally thoracoscopic ablation for persistent atrial fibrillation P845

H. B. Gwag, J.K. Hwang, D.S. Jeong, S.J. Park, J.S. Kim, K.M. Park, Y.K. On (Seoul, KR)

Characteristics and outcomes of recurrent atrial tachyarrhythmia after totally thoracoscopic ablation for persistent atrial fibrillation P846

H. B. Gwag, D.S. Jeong, J.K. Hwang, K.J. Chun, S.J. Park, Y.K. On, J.S. Kim, K.M. Park (Seoul, KR)

Comparison of driver location by simultaneous body-surface and endocardial basket mapping of human atrial fibrillation P847

M. Rodrigo, A.M. Climent, I. Hernadez-Romero, M. Alhusseini, C.A.B. Kowalewski, F. Fernandez-Aviles, M.S. Guillem, S.M. Narayan, F. Atienza (Valencia and Madrid, ES; Palo Alto, US)

Prognostic value of the change in heart rate after catheter ablation of paroxysmal atrial fibrillation P848

K.N. Lee, S.K. Oh, Y.G. Kim, H.S. Park, J.M. Shim, J.I. Choi, Y.H. Kim (Seoul, KR)

Recurrence of atrial fibrillation after CLOSE-guided pulmonary vein isolation: observations at repeat ablation and follow-up P649

J. De Pooter, M. El Haddad, T. Striscuiglio, M. Wolf, T. Phlips, R. Tavernier, S. Knecht, Y. Vandekerckhove, M. Duytschaever (Ghent and Bruges, BE)

Incidence, Duration, and Pattern of DeNovo Atrial Fibrillation Detected Using an Implantable Loop Recorder Following Ablation of the Cavotricuspid Isthmus P650

D. Musat, N. Milstein, A. Bhatt, M. Preminger, T. Sichrovsky, L. Flynn, M. Ferrara, R. Shaw, S. Mittal (Ridgewood, US)

Baseline left atrial strain predicts the rate of recurrences in patients with paroxysmal atrial fibrillation and low CHA2DS2-VASc score undergoing radiofrequency ablation therapy P651

M. Agelaki, P. Koudounis, T. Zografos, A. Christou, A. Katsivas (Athens, GR)

Utility of high-sensitivity troponin T and systolic blood pressure as markers for predicting the recurrence of atrial fibrillation after catheter ablation P852

A. Doi, H. Katayama, T. Yoshiyama, Y. Hayashi, H. Tatsumi, M. Yoshiyama (Osaka, JP)

Atrial Remodeling in Patients with Repeated Atrial Fibrillation Ablation P853

F. Plank, C. Beyer, G. Feuchtner, G. Friedrich, F. Hintringer, M. Wildauer, M. Stuehlinger (Innsbruck, AT)

Association of Atrial Wall Thickness and Epicardial Fat with the Recurrence of Atrial Fibrillation after Ablation Therapy P854

C. Beyer, G. Feuchtner, M. Stuehlinger, G. Friedrich, F. Hintringer, M. Wildauer, F. Plank (Innsbruck, AT)

Symptom assessment before and after catheter ablation of atrial fibrillation using the modified EHRA score P855

H. Servatius, F. Pregaldini, A. Haeberlin, J. Seiler, L. Roten, S. H. Baldinger, F. Noti, A. Medeiros-Domingo, E. Elchinova, R. Sweda, A. Lam, J. Fuhrer, H. Tanner (Bern, CH; Bordeaux- Pessac, FR)

Atrial fibrillation - Clinical

Prevalence of obstructive sleep apnea in patients with Aarial fibrillation and hypertension P856

A. Ben Halima, S. Aouadi, L. Laroussi, M. Boukris, F. Addad, S. Kachboura, L. Gharbi (Ariana and tunis, TN)

An integrated interdisciplinary approach for screening of obstructive sleep apnea in patients with atrial fibrillation P857

J. M. L. Hendriks, L. Desteghe, R.D. Mcevoy, C.L. Chai-Coetzer, C. Gallagher, P. Dendale, P. Sanders, D. Linz, H. Heidbuchel (Adelaide, AU; Hasselt and Antwerp, BE)

Atrial fibrillation and endocrine disorders P858

O. A. Tica, O. Tica, L. Rosan, M.I. Popescu (Oradea, RO)

Doppler derived mitral deceleration time of E wave as a new predictor of atrial fibrillation recurrence after DC cardioversion P859

D. Candeias Faria, J. Bicho Augusto, D. Roque, A. Freitas, C. Morais (Amadora, PT)

Association between anxiety and early recurrence of atrial fibrillation after elective electrical cardioversion: a case- control study P860

E. Garcia-Izquierdo Jaen, C. Aguilera Agudo, J.M. Escudier Villa, L.M. Fajardo Simon, T. Soria Gomez, R. Sanchez Pablo, V. Castro Urda, J. Toquero Ramos, D. Jimenez Sanchez, M. Sanchez Garcia, I. Fernandez Lozano, J. Ortega Marcos, L. Silva Melchor, L. Alonso Pulpon (Madrid, ES)

Outcomes of catheter ablation for longstanding persistent atrial fibrillation with unsuccessful electrical cardioversion P861

J. Shim, K.J. Min, Y.G. Kim, S.K. Oh, H.S. Park, K.N. Lee, J.I. Choi, Y.H. Kim (Seoul, KR)

Regional distribution of low-voltage-substrate in persistent atrial fibrillation - implications for atrial conduction and risk stratification P862

B. Mueller-Edenborn, J. Chen, H. Lehrmann, Z. Moreno-Weidmann, T. Arentz, A. Jadidi (Bad Krozingen, DE)

Atrial fibrillation burden and left atrial imaging P863

T. Strisciuglio, P. Debonnaire, M. El Haddad, J. De Pooter, R. Tavernier, S. Knecht, Y. Vandekerckhove, M. Duytschaever (Bruges and Ghent, BE)

Association between an extent of electroanatomical substrate, circulating pro-fibrotic biomarkers and myocardial tissue morphology in patients with atrial fibrillation and heart failure. P864

V.S. Orshanskaya, A.V. Kamenev, V.A. Titov, M.A. Naimushin, R.B. Tatarskiy, O.F. Stovpuk, S.V. Garkina, E.N. Mikhailov, L.B. Mitrofanova, O.M. Moiseeva, D.S. Lebedev (Saint Petersburg, RU)

Prevalence and risk factors for atrial fibrillation in 63-65 years olds: data from the Akershus Cardiac Examination (ACE) 1950 study P865

T. Berge, M.N. Lyngbakken, H. Ihle-Hansen, T. Vigen, O.M. Pervez, J. Brynildsen, I.E. Christophersen, K. Steine, T. Omland, P. Smith, H. Rosjo, A. Tveit (Baerum, Lorenskog and Oslo, NO)

Asymptomatic Atrial Fibrillation - data from one centre ambulatory follow up registry. P866

M.I.C.H.A.L. Chudzik, J.D. Kasprzak, M. Lelonek (Lodz, PL)

Yield of targeted AF screening in a high-risk cohort with chronic kidney disease, diabetes mellitus and cardiovascular disease P867

P. Sobocinski-Doliwa, J.M. Corander, M. Rosenqvist, J. Spaak (Stockholm, SE)

Clinical and echocardiographic characteristics associated with future risk of ischemic stroke in atrial fibrillation patients undergoing radio-frequency catheter ablation P868

Y.G. Kim, J.M. Shim, J.I. Choi, Y.H. Kim (Seoul, KR)

Stroke, thromboembolism and bleeding events in patients with atrial fibrillation according to the new EHRA valvular heart disease classification P869

A. Bisson, A. Bodin, N. Clementy, A. Bernard, B. Pierre, D. Babuty, G. Lip, L. Fauchier (Tours, FR; Birmingham, UK)

Monday 19 March
POSTER SESSIONS

Novelties in cardiac pacing

Occurrence of atrial fibrillation in pacemaker patients and its association with sleep apnea and heart rate variability P870

A. Mazza, M. Bendini, S. Valsecchi, M. Lovecchio, M. Leggio, R. De Cristofaro, G. Boriani (Orvieto, Milan, Rome and Modena, IT)

Utility of questionnaires predicting sleep apnea syndrome for pacemaker selection P871

M. Linhart, F. Chipa, O. Peralta, M. Martinez, R. San Antonio, E. Arbelo, E. Guasch, L. Mont, A. Berruezo, J.M. Tolosana (Barcelona, ES)

Comparsion between two methods of temporary pacemaker fixation. FIX IT TRIAL P872

R. Galvao, B. Papelbaum, R.A.L. Neves, L.D. Jesus, J.C. Padilha, C.E. Duarte, J.T.M. Vasconcelos, S.S. Galvao Filho (Sao Paulo, BR)

Detection of new onset of atrial fibrillation in patients wearing a single chamber defibrillator: insights from a multicentric experience. P873

M. Ziacchi, M. Biffi, M. Luzi, M. Mezzetti, L. Padeletti, M. Lunati, G. Rovaris, A. Bangallo, S. Argnani, G. Zanotto, C. Perrone, G. Boriani (Bologna, Ancona, Urbino, Florence, Milan, Monza, Reggio Calabria, Ravenna, Legnago, Arzignano and Modena, IT)

Analysis of efficacy of event discrimination algorithm added to standard programming strategies based on cycle length and detection intervals in implantable defibrillator. P874

C. Gunturiz Beltran, V. Bertomeu Gonzalez, J. Moreno Arribas, L. Perez, J.B. Martinez Ferrer, J. Alzueta, M.F. Arcocha, A. Arenal, X. Vinolas, M. Alvarez, I. Anguera, R. Porro, J. Castillo Castillo, A. Bellver, L. Mont (Alicante, A Coruña, Vitoria, Malaga, Bilbao, Madrid, Barcelona, Granada, Caceres and Castellon, ES)

Arrhythmic mitral valve prolapse in a practice of an ICD implanting center - a real world data P875

A. Zienciuk, A. Dabrowska-Kugacka, A. Pazdyga, M. Szwoch, G. Raczak, L. Danilowicz- Szmanowicz (Gdansk, PL)

Ventricular tachycardia detected by remote monitoring of implantable cardioverter-defibrillator patients is associated with increased risk of ICD shock therapy P876

C. T. Witt, M. Soth-Hansen, M. Rasmussen, J. Kristensen, C. Gerdes, J. C. Nielsen (Aarhus, DK)

The role of ATP in reducing shock burden among primary prevention ICD recipients P877

M.L. Brown, D.D. Spragg, L. Sherfesee, J. Rickard, P. Degroot, A. Cheng (Mounds View, Baltimore, MD, USA and Cleveland, US)

Utility of continuous monitoring of respiratory distress index with pacemaker's algorithm in the detection of obstructive sleep apnea syndrome P878

I. S. S. Goncalves, J.R. Agostinho, A. Magalhaes, H.C. Costa, A. Bernardes, I. Santos, J. Sousa, P. Marques (Lisbon, PT)

Arrhythmias - Mechanisms and drugs

Incidence and characteristics of preventable iatrogenic in-hospital sudden cardiac arrest P880

J. S. Park, D.H. Lee, S.J. Kim (Busan, KR)

QT interval measurement during submersion: a novel screening tool? P881

G. Vanerio (Montevideo, UY)

Structural heart disease in athletes and nonathletes after aborted sudden cardiac death - the added value of CMR P882

C. Czimbalmos, I. Csecs, L. Szabo, A. Toth, F.I. Suhai, E. Zima, K. Heltai, D. Becker, L. Geller, B. Merkely, H. Vago (Budapest, HU)

Heart rhythm control using novel anti-arrhythmic pacing protocol P883

E. G. Tolkacheva, R. Kluck, K. Kulkarni (Minneapolis, US)

A review of the ECGs of patients on antiepileptic medications in an epilepsy monitoring unit P884

J. O'brien, S. Klaus, D. Jain, A. Buckley, A. Chalissery, P. Widdes Walsh, N. Delanty, R. Sheahan (Dublin, IE)

Effect of the antipsychotic drug haloperidol on cardiac function and arrhythmias during acute myocardial infarction: a porcine model P885

S.M. Sattler, A.F. Lubberding, C.B. Kristensen, S. Panbachi, R. Mogelvang, T. Engstrom, T. Jespersen, J. Tfelt-Hansen (Copenhagen, DK)

Qt-duration behavior during haloperidol use in the frail admitted elderly with delirium P886

M. Strik, F. Korver, E. Castro, F. Van Moorsel, E. Engels, S. Ploux, P. Bordachar, M. Smid, W. Sipers, F. Prinzen (Maastricht and Sittard, NL; Bordeaux-Pessac, FR)

Positive T wave in lead aVR: electrocardiographic sign in myocarditis P887

F. De Rosa, G. Fuscaldo, C. Cloro, M.T. Manes, G. Filice (Cosenza, IT)

Prognostic implication of ventricular conduction disturbance pattern in hospitalized patients with acute heart failure syndrome P888

J. H. Lee, Y.J. Cho, J.J. Park, I.Y. Oh, D.J. Choi (Seongnam, KR)

Validation of a smartphone-camera based software for the identification of electrodes location on human chest P889

N. Maurizi, C. Fumagalli, M. Targetti, S. Passantino, A. Arretini, A. Tomberli, K. Baldini, N. Marchionni, I. Olivotto, F. Cecchi (Florence, IT)

Supra ventricular tachycardia

Electrogram voltage and pacing threshold before ablation, measured by mini electrodes embedded in an ablation catheter, predict subsequent transmural lesions at the cavotricuspid isthmus in humans P890

C.L.R. Carla Lazaro Rivera, T.B.L. Teresa Barrio Lopez, E.C.M. Eduardo Castellanos Martinez, M.A. Martin Arceluz, M.O.P. Mercedes Ortiz Paton, J.A.G. Jesus Almendral Garrote (Madrid, ES)

Predictors of new-onset atrial fibrillation after catheter-ablation of typical atrial flutter P892

M. Marinkovic, N. Markovic, T. Potpara, N. Mujovic (Belgrade, RS)

An optimized non fluoroscopy-guided approach for paroxysmal supraventricular tachycardia diagnosis and ablation P893

L. Rossi, D. Penela Maceda, G.Q. Villani (Piacenza, IT)

Real-world observational data confirm the efficacy of atrial antitachycardia pacing in terminating slow and regular atrial tachyarrhythmias in patients wearing implantable cardiac electronic devices. P894

G. Boriani, S. Iacopino, F. De Rosa, D. Facchin, T. Infusino, M. Biffi, A. Capucci, E. Pisano', G. Zanotto, D. Tarricone, E. Marras, V. Zaca', A. Vado, L. Padeletti (Modena, Cotignola, Cosenza, Udine, Catanzaro, Bologna, Ancona, Lecce, Legnago, Milan, Mestre-Venice, Siena, Cuneo and Florence, IT)

Are the Use of Imaging Technologies before the Procedure Impactful in Outcome of Pulmonary Vein Cryoablation for Recurrent AF ? P895

A. Sagone, S. Iacopino, P. Pieragnoli, G. Arena, R. Verlato, G. Molon, A. Curnis, W. Rahue, G. Allocca, M. Lunati, G. Senatore, C. Tondo (Sesto San Giovanni, Cotignola, Florence, Massa, Camposampiero, Negrar, Brescia, Bolzano, Conegliano, Milan and Ciriè (Turin), IT)

Atrial fibrillation complications

Complication rates with a fibre-optic contact force sensing ablation catheter in Europe and North America P897

T. Betts, K. Rajappan, R. Casado-Arroyo, E. Karst, S. Mahapatra, M. Mansour (Oxford, UK; Brussels, BE; St. Paul and Boston, US)

One year incidence of iatrogenic atrial septal defect after radiofrequency or cryoballoon ablation for paroxysmal atrial fibrillation P898

Z. Nagy, Z. Kis, Z. Som, T. Geczy, C. Foldesi, A. Temesvari, A. Kardos (Budapest, HU; Rotterdam, NL)

Successful treatment strategies for iatrogenic pulmonary vein stenosis in patients after pulmonary vein isolation P899

L. A. Geller, K.V. Nagy, G. Szeplaki, T. Tahin, N. Szegedi, E.E. Ozcan, M. Srej, T. Bettenbuch, P. Maurovich-Horvat, Á. Jermendy, A. Bartykowszki, A. Apor, A.I. Nagy, I. Osztheimer, B. Merkely (Budapest, HU)

Incidence of silent cerebral embolism during HotBalloon ablation P900

H. Ueno, S. Satake (Hayama, JP)

Prospective evaluation of incidence and predictors of complications of atrial fibrillation ablation in a high-volume electrophysiology center P901

N. Szegedi, G. Szeplaki, T. Tahin, S. Herczeg, K.V. Nagy, I. Oszheimer, E.E. Ozcan, B. Merkely, L. Geller (Budapest, HU)

Prevalence of gastroparesis diagnosed with esophagogastroduodenoscopy after atrial fibrillation ablation with radiofrequency or Cryoballoon P902

S. Sakabe, K. Maeno, A. Kasai (Ise, JP)

A single operator experience in reducing fluoroscopy exposure in invasive electrophysiological procedures P903

S. Guarguagli, I. Cazzoli, S. Ernst (London, UK)

A registry of radiation dose during electrophysiology procedures in a high progressivity center P904

K. Piros, N. Szegedi, Z. Sallo, S.Z. Herczeg, I. Osztheimer, G. Szeplaki, T. Tahin, V. K. Nagy, P. Perge, T. Bettenbuch, M. Srej, B. Merkely, L. Geller (Budapest, HU)

Anterior mitral lines for perimitral flutter ablation: are we ablating down the right path? P905

C. Lozano-Granero, J. Moreno, D. Rodriguez Munoz, R. Matia, A. Hernandez-Madrid, I. Sanchez-Perez, A. Marco Del Castillo, J.L. Zamorano, E. Franco (Madrid, ES)

How to reduce radiation exposure during left-sided ablation procedures: a single centre experience of using a radiofrequency needle for transseptal access P906

S. Guarguagli, I. Cazzoli, A. Kempny, S. Ernst (London, UK)

Atrial septum dissection following transseptal puncture for left atrial ablation: an underestimated complication P907

A. Sakellaropoulou, D. Asvestas, G. Bazoukis, A. Saplaouras, G. Giannakakis, K. Letsas, M. Efremidis, A. Sideris (Athens, GR)

Initial experience of pulmonary vein isolation for atrial fibrillation with the new generation laser balloon: Excalibur P908

T. Nagase, S.B. Bordignon, L.P. Perrotta, F.B. Bologna, S.C. Chen, A.K. Konstantinou, J.C. Chun, B.S. Schmidt (Frankfurt am Main, DE)

Subcutaneous ICD

Eligibility of CRT Patients for Subcutaneous Implantable Cardioverter Defibrillators P909

M. Giammaria, M. Lucciola, C. Amellone, F. Orlando, G. Mazzone, S. Chiarenza (Turin and Milan, IT)

Insight into screening results and post-implantation exercise testing in recipients of a subcutaneous Implantable cardioverter defibrillator P910

N. Dayal, P. Jacon, S. Venier, F. Dugenet, A. Carabelli, P. Defaye (Grenoble, FR)

Universal S-ICD eligibility: eliminating the need for pre-implant screening using mathematical vector rotation and a gradient filter P911

B.M. Wiles, P.R. Roberts, A. Acharyya, V. Allavatam, D.G. Wilson, N. Vemishetty, J.M. Morgan (Southampton and Worcester, UK; Hyderabad, IN; Minnesota, US)

Subcutaneous implantable cardioverter defibrillator in patients with arrhythmogenic right ventricular cardiomyopathy: a single center italian experience P912

F. Migliore, P. De Franceschi, C. Crescenzi, A. Rizzo, C. Cataldi, G. Cavalli, E. Bertaglia, D. Corrado (Padova, IT)

Optimization of cardiac resynchronization therapy device selection guided by cardiac magnetic resonance imaging is cost-effective P913

M. Linhart, C. Crespo, J. Acosta, M. Martinez, A. Mira, G. Restovic, J. Sagarra, B. Fahn, A. Boltyenkov, L. Lasalvia, L. Sampietro Colom, A. Berruezo (Barcelona and Sevilla, ES; Erlangen, DE; Tarrytown, US)

Health Care Consumption after ICD/CRT-D replacement: preliminary results from the DECODE registry P914

E. Menardi, F. Zanon, E. Ammendola, M.L. Narducci, F. Giofre', M. Zoni Berisso, M. Bertini, C. Tomasi, F. Lissoni, A. Pierantozzi, G. Zingarini, V. Carinci, G. Merlotti, M. Malacrida, M. Biffi (Cuneo, Rovigo, Naples, Rome, Bergamo, Genoa-Sestri Ponente, Ferrara, Ravenna, Lodi, Pesaro, Perugia, Bologna and Milan, IT)

Reducing the burden of inappropriate ICD shocks - lessons learned from inappropriate S-ICD therapies P915

B. Rudic, E. Tulumen, F. Fastenrath, A. Hohneck, S. Roger, D. Goranova, I. El-Battrawy, I. Akin, M. Borggrefe, J. Kuschyk (Mannheim, DE)

Subcutaneous implantable cardioverter defibrillator implantation: an analysis of the Italian clinical practice and its evolution P916

A. D'onofrio, P. Pieragnoli, M. Biffi, G. Nigro, F. Migliore, P. Francia, P. De Filippo, A. Capucci, G. Botto, M. Giammaria, P. Palmisano, E. Pisano', M. Lovecchio, M. Bongiorni (Naples, Florence, Bologna, Padua, Rome, Bergamo, Ancona, Como, Turin, Tricase, Lecce, Milan and Pisa, IT)

Evaluation of a new automated screening tool for the assessment of the eligibility for a subcutaneous implantable- cardioverter defibrillator P917

R. Sakhi, S.C. Yap, R.M. Kauling, A.F.L. Schinkel, M. Michels, J.W. Roos-Hesselink, D.A.M.J. Theuns (Rotterdam, NL)

Comparison of quality of life of patients with a subcutaneous implantable defibrillator and patients with a transvenous system 12 months post implant: a matched cohort study P918

S.S. Pedersen, N. Carter, C. Barr, P. Neuzil, M. Scholten, P. Lambiase, L. Boersma, J.B. Johansen, D.A.M.J. Theuns (Odense, DK; St. Paul, US; Dudley and London, UK; Prague, CZ; Enschede, Nieuwegein and Rotterdam, NL)

Complications in device therapy

Surface structured biocellulose protects CIEDs from foreign body reaction. Ultrasound based assessment in a chronic animal study. P919

F. Robotti, S. Bottan, G. Pellegrini, V. Falk, D. Poulikakos, A. Ferrari, C.T. Starck (Zurich, CH; Berlin, DE)

Experience of a tertiary center in lead extraction with the «pisa technique» P921

B. Valente, J.M. Conceicao, P.S. Cunha, A. Lousinha, G. Portugal, A. Monteiro, M.N. Silva, P. Osorio, M. Oliveira, R.C. Ferreira (Lisbon, PT)

Transcatheter cardiac pacemaker implantation after lead extraction in pacemaker dependent patients and device infection: results from a multicentre italian registry. P922

F. Migliore, C. Cataldi, P. Mazzone, S. Ferretto, I. Diemberger, P. China, M. De Lazzari, F. Peruzza, S. Iliceto, E. Bertaglia (Padova, Milan, Bologna and Mestre-Venice, IT)

Establish the chronic safety, performance and effectiveness of the reliance-4-front passive and active fixation defibrillation leads P923

M.G. Bongiorni, J. Cosedis Nielsen, M. Glikson, S. Rosenheck, M. Santamaria, G. Stabile, A. Viville, N. Wold (Pisa, Campobasso and Napoli, IT; Aarhus, DK; Ramat-Gan and Kfar-Saba, IL; Diegem, BE; Minneapolis, US)

Economic impact associated with complications of cardiac implantable electronic devices in spain P924

M. Egea, F. Garcia-Urra, J.A. Bellver, M. Alvarez, C. Waweru, A. Quesada (Madrid, Donostia, Castellon and Valencia, ES; Minneapolis, US)

Post ICD replacement/upgrade management of complications: preliminary results of the analysis of health care resource utilization from the DECODE registry P925

F. Zanon, E. Ammendola, E. Menardi, Q. Parisi, M. Narducci, P. De Filippo, M. Manzo, G. Stabile, D. Potenza, M. Iori, C. La Rosa, D. Saporito, V. Zaca', M. Malacrida, M. Biffi (Rovigo, Naples, Cuneo, Campobasso, Rome, Bergamo, Salerno, San Giovanni Rotondo, Reggio Emilia, Taranto, Rimini, Siena, Milan and Bologna, IT)

Cardiac Device safety and risks in Patients undergoing Cardiac MRI: Current Strategies and Results from 200 Patients P926

T. Seewoester, S. Hilbert, G. Hindricks, A. Bollmann, S. Loebe, S. Richter, M. Doering, I. Paetsch, C. Jahnke (Leipzig, DE)

Venoplasty to facilitate transvenous lead placement: a single-center experience. P927

D. Kella, D. Padmanabhan, S. Mulpuru, Y. Cha, P. Friedman (Rochester, US)

Compatibilies and incompatibilities - Systematic analysis of telemetry interferences between ICD families and LVAD models P928

D. Duncker, R. Michalski, J. Mueller-Leisse, C. Zormpas, T. Koenig, J.D. Schmitto, C. Veltmann (Hannover, DE)

Monday 19 March
POSTER SESSIONS

08:30 - 18:00 POSTER SESSION POSTER

Clinical Case Corner 2

Atrial diverticula as a source of focal atrial tachycardia P929

R. S. Mishima, M. Emami, K. Kadhim, A. Thiyagarajah, K.B. Khokhar, D.A. Munawar, D. Linz, R. Mahajan, D.H. Lau, P. Sanders (Adelaide, AU)

Entrapment of a circular mapping catheter in a pulmonary vein P930

N. Reinsch, J. Buchholz, U. Ruprecht, K. Neven (Witten and Essen, DE)

Low voltage areas detected by high-density electroanatomical mapping predict recurrence after ablation for paroxysmal atrial fibrillation. P931

K. Vlachos, K. Letsas, D. Asvestas, G. Bazoukis, A. Saplaouras, R. Martin, M. Kalafateli, L. Lioni, S. Georgopoulos, N. Karamichalakis, A. Sakellaropoulou, A.M. Kolokathis, K. Valkanas, A. Sideris, M. Efremidis (Athens, GR; Newcastle upon Tyne, UK)

Successful one-point ablation for three circuits of reentrant atrial tachycardia P932

K. Fukumoto, M. Sakai, S. Kashimura, M. Momoi, Y. Shinya, H. Ikura, R. Kitajima, H. Yamakawa, D. Shinmura, T. Koura, K. Negishi (Yokohama, JP)

Successful cryoballoon ablation of persistent atrial fibrillation in a case of persistent left superior vena cava P933

S. Tohoku, K. Hiroshima, M. Nagashima, M. Fukunaga, J. Morita, K. Yamamoto, T. Iseda, K. Ando (Kitakyushu, JP)

Adverse Outcomes in Very Elderly Patients with Atrial Fibrillation: an analysis from the SPORTIF Trials P934

M. Proietti, G.Y.H. Lip (Birmingham, UK)

Epicardial connections can complicate box isolation for AF - a case series. P935

A. Thiyagarajah, M. Emami, K.B. Khokhar, K. Kadhim, R. Mishima, D.A. Munawar, D. Linz, R. Mahajan, D.H. Lau, P. Sanders (Adelaide, AU)

Catheter based Left Atrial Appendage Occluder implantation using a novel LAmbre system vs. Amulet and Watchman Device in atrial fibrillation P936

S. Chen, K.R.J. Chun, L. Perrotta, F. Bologna, T. Nagase, N. Tsianakas, S. Bordignon, B. Schmidt (Frankfurt am Main, DE)

Sports-bra shaped macrorrentrant atrial tachycardia: a common end for an uncommon circuit P937

C. Lozano-Granero, J. Moreno, D. Rodriguez Munoz, R. Matia, A. Hernandez Madrid, I. Sanchez-Perez, A. Marco Del Castillo, J.L. Zamorano, E. Franco (Madrid, ES)

A case of single loop bi-atrial macro-reentrant tachycardia: the diagnostic support of ultra high resolution mapping system P938

F. Solimene, G. Stabile, F. Maddaluno, V. Schillaci, F. Urraro, G. Shopova, M. Malacrida, A. De Simone (Mercogliano, Naples, Milan and Maddaloni, IT)

Cardiac valve damage after ablation in small children P939

S. Krivolapov, R. Batalov, A. Smorgon, L. Svintsova, O. Dzhaffarova, S. Popov (Tomsk, RU)

Retrieval of leadless pacemaker embolizes to the lungs P940

N. Nishiyama, M. Morise, T. Yamada, S. Ishiwata, K. Narita, C. Komiyama, A. Harima, Y. Tomita, T. Kodama, Y. Fujimoto, H. Mitani (Tokyo, JP)

EHRA 2018

Tuesday 20 March

For more information, check the most up-to-date programme on
The Scientific Programme & Planner
www.escardio.org/EHRA-congress

Tuesday 20 March

THE PACE - PRACTICAL TUTORIALS SESSIONS

THE PACE - PRACTICAL TUTORIALS ROOM 1 — Sponsored by Medtronic

09:00 - 12:00

Case-based and simulator learning: non-invasive cardiac mapping and cryoballoon ablation

Chairperson(s): A. Dulio (Sesto San Giovanni, IT)

- *Understand the procedural steps to perform transseptal puncture and cryoballoon Pulmonary Vein Isolation (PVI)*
- *Discover methods to prevent complications during transseptal puncture and cryoballoon PVI*
- *Understand the concept of non-invasive cardiac mapping, the workflow and potential applications for arrhythmia diagnosis and patient tailored treatment*

*The session's agenda allows for continuous admission of attendees on a 'first-come, first-served' basis.

12:30 - 13:45

Meet the experts: improving your EP lab efficiency

Chairperson(s): R. Kowal (Minneapolis, US)

- *Learn practical ways to increase Electrophysiology (EP) lab efficiency*
- *Discover techniques to optimize (Atrial Fibrillation) AF ablation procedures and outcomes*
- *Understand the benefits of cryoballoon from a learning curve and EP lab utilization perspective*

12:40 › The ease and impact of cryoballoon adoption. 941
CdA De Asmundis (Brussels, BE)

12:55 › Increasing your EP lab productivity with cryoballoon. 942
J.R Ehrlich (Frankfurt, DE)

13:10 › Empowering teams to improve AF ablation efficiency and outcomes. 943
A. Opel (Rickmansworth, UK)

13:25 › Cryoballoon efficiency evidence review and discussion. 944
R. Kowal (Minneapolis, US)

14:15 - 15:30

Meet the experts: a finite element model for lesion creation in cryoballoon therapy

Chairperson(s): D. Wittenberger (Pointe-Claire, CA)

During this interactive presentation participants will learn:

- *Mechanisms of tissue injury in cryoballoon therapy*
- *Research initiative to better understand lesion creation with cryoballoon*

THE PACE - PRACTICAL TUTORIALS ROOM 2 — Sponsored by Biosense Webster

09:00 - 12:15

Workflow experiences

Chairperson(s): M. Baccianti (Brussels, BE)

To train physicians on different electrophysiology procedures, such as Atrial Fibrillation (AF) and Ventricular Tachycardias (VT), with the aim of improving their workflow and hence the procedural safety, efficiency and efficacy. Is it also foreseen an activity for the younger electrophysiologists that is aiming to educate them on the basics of electrophysiology and the importance of fluoro reduction.

THE PACE - PRACTICAL TUTORIALS ROOM 3 — Sponsored by Biosense Webster

09:00 - 15:30

Voice of the customers on new technologies designed for arrhythmias treatment

During these sessions, we would like to collect physicians feedback on a few technologies currently under development (each physician is asked to sign an Non Disclosure agreement before the session). Appointment to these sessions will be available at Biosense Webster PACE desk depending on availability

Tuesday 20 March
MORNING SESSIONS

08:30 - 10:00 | MAIN SESSION | SOKOLOV

Late-Breaking Trials

Chairperson(s): G. Hindricks (Leipzig, DE); H. Heidbuchel (Antwerp, BE)

08:30 › Thoracoscopic versus catheter ablation for atrial fibrillation: Long-term follow-up of the FAST randomised trial 945
D. Kotecha (Birmingham, UK)

08:40 › Discussant review - Thoracoscopic versus catheter ablation for atrial fibrillation: Long-term follow-up of the FAST randomised trial 946
S. Benussi (Zurich, CH)

08:45 › Panel discussion 947

08:48 › Surgical versus catheter ablation for paroxysmal and early persistent atrial fibrillation 948
A. Elvan (Zwolle, NL)

08:58 › Discussant review - Surgical versus catheter ablation for paroxysmal and early persistent atrial fibrillation 949
J. Kautzner (Prague, CZ)

09:03 › Panel discussion 950

09:06 › Apixaban in patients undergoing atrial fibrillation ablation 951
P. Kirchhof (Birmingham, UK)

09:16 › Discussant review - Apixaban in patients undergoing atrial fibrillation ablation 952
C. Blomstrom-Lundqvist (Uppsala, SE)

09:21 › Panel discussion 953

09:24 › CRT Non-responder to Responder Conversion Rate in the More Response on Cardiac Resynchronization Therapy with MultiPoint Pacing (MORE-CRT MPP) Trial: Results from Phase I 954
C. Leclercq (Rennes, FR)

09:34 › Discussant review - CRT Non-responder to Responder Conversion Rate in the More Response on Cardiac Resynchronization Therapy with MultiPoint Pacing (MORE-CRT MPP) Trial: Results from Phase I 955
C. Linde (Stockholm, SE)

09:39 › Panel discussion 956

09:42 › Randomized controlled trials of continued versus interrupted oral anti-coagulant at the time of device surgery: Combined analysis of BRUISE CONTROL 1 and 2 957
V. Essebag (Montreal, CA)

09:52 › Discussant review - Randomized controlled trials of continued versus interrupted oral anti-coagulant at the time of device surgery: Combined analysis of BRUISE CONTROL 1 and 2 958
A. Russo (Moorestown, US)

09:57 › Panel discussion 959

08:30 - 10:00 | HOW-TO SESSION | SENNING

Anticoagulation in atrial fibrillation - Start (N)OAC in?

Chairperson(s): M. Glikson (Ramat Gan, IL); J. Steffel (Zurich, CH)

To discuss whether or not to start with oral anticoagulation in difficult atrial fibrillation patient groups

08:30 › A patient with atrial fibrillation and severe (stage IV-V) chronic kidney disease 960
S. H. Hohnloser (Frankfurt, DE)

09:00 › A patient with atrial high rate episodes detected by a pacemaker 961
J. Brachmann (Coburg, DE)

09:30 › A patient with atrial fibrillation after STEMI 962
A. J. Camm (London, UK)

**Mobile App - Vote and Ask a Question session*

Tuesday 20 March
MORNING SESSIONS

08:30 - 10:00 | HOW-TO SESSION | WENCKEBACH

Ablation of atrial fibrillation

Joint session with Chinese Society of EP

Chairperson(s): H. He (Renmin, CN); J. L. Merino (Madrid, ES)

To learn some of the important controversies in contemporary ablation of atrial fibrillation

08:30 › Anatomy of the left atrium 963
S. Ernst (London, UK)

09:00 › Patient selection - Who to ablate for AF and who better not? 964
Q. Zhao (Wuhan, CN)

09:30 › What to do in the left atrium 965
J. Kautzner (Prague, CZ)

08:30 - 10:00 | MAIN SESSION | MOBITZ

Blood pressure, atrial fibrillation and the brain

Chairperson(s): B. Casadei (Oxford, UK); S. Levy (Marseille, FR)

An update on stroke in patients with AF with a focus on hypertension as the main risk factor for both

08:30 › Hypertension, atrial fibrillation and risk of stroke: mechanisms and data 966
G.-A. Dan (Bucharest, RO)

08:52 › Atrial fibrillation and dementia and cognitive decline 967
N. Lellouche (Paris, FR)

09:15 › Role of duration of atrial fibrillation and risk of stroke 968
G. Y. H. Lip (Birmingham, UK)

09:37 › How and why to screen stroke survivors for AF 969
F. Moscoso Costa (Lisboa, PT)

08:30 - 10:00 | DEBATE SESSION | MIROWSKI

Controversies in channelopathy *

VT and VF Summit

Chairperson(s): E. Behr (London, UK); J. Brugada Terradellas (Barcelona, ES)

BrS Debate:
Recognise the high risk patient with BrS Understand the mechanism of SCD in BrS
Understand the effects of ablation and how this influences ventricular arrhythmia events

Long QT Debate
Identify the risk factors associated with SCD in Long QT syndrome Review the current sports activity guidelines in Long QT syndrome
Formulate a balanced approach to safe sports participation in Long QT Syndrome.

08:30 › Opening question

08:34 › Ablation should be 1st line therapy in the high risk Brugada Syndrome patient - PRO 970
V. Probst (Nantes, FR)

08:47 › Ablation should be 1st line therapy in the high risk Brugada Syndrome patient - CON 971
S. Viskin (Tel Aviv, IL)

09:00› Ablation should be 1st line therapy in the high risk Brugada Syndrome patient - Rebuttal PRO 972
V. Probst (Nantes, FR)

**Mobile App - Vote and Ask a Question session*

09:05 › Ablation should be 1st line therapy in the high risk Brugada Syndrome patient - Rebuttal CON 973
S. Viskin (Tel Aviv, IL)

09:10 › Chairperson conclusion & Closing question

09:15 › Opening question

09:18 › Long QT Syndrome is not a contraindication to competitive sport - PRO 974
M. Ackerman (Rochester, US)

09:31 › Long QT Syndrome is not a contraindication to competitive sport - CON 975
F. Schnell (Rennes, FR)

09:44 › Long QT Syndrome is not a contraindication to competitive sport - Rebuttal PRO 976
M. Ackerman (Rochester, US)

09:49 › Long QT Syndrome is not a contraindication to competitive sport - Rebuttal CON 977
F. Schnell (Rennes, FR)

09:54 › Chairperson conclusion & Closing question

08:30 - 10:00 HOW-TO SESSION FURMAN

Contemporary cardiac pacing

Chairperson(s): S. Boveda (Toulouse, FR); F. Braunschweig (Stockholm, SE)

To learn contemporary cardiac pacing

08:30 › Safe implantation of pacemakers - From planning the cut to closing the wound 978
H. Burri (Geneva, CH)

09:00 › Making sense of timing cycles 979
M. Biffi (Bologna, IT)

09:30 › Leadless pacing - For whom and for whom not 980
S. Mittal (New York, US)

08:30 - 10:00 MAIN SESSION COUMEL

Non-invasive patient screening modalities for CRT: beyond standard interpretation of ECG

Chairperson(s): M. Lunati (Milano, IT); H.-F. Tse (Hong Kong, HK)

This session will address the challenges of some current biomarkers in screening patients for CRT, and will present the opportunities of novel screening modalities.

08:30 › What is wrong with standard ECG? 981
K. Vernooy (Maastricht, NL)

08:52 › Vectocardiography 982
F. W. Prinzen (Maastricht, NL)

09:15 › Body surface ECG mapping 983
S. Ploux (Pessac, FR)

09:37 › Cardiac imaging. What shall I favor? 984
V. Delgado (Leiden, NL)

Tuesday 20 March
MORNING SESSIONS

08:30 - 10:00 SYMPOSIUM HIS

Atrial cardiomyopathy and fibrillation

Chairperson(s): D. Dobrev (Essen, DE); X. Vinolas Prat (Barcelona, ES)

New insights in pathophysiology of the atrium and innovations in treatment of atrial fibrillation

08:30 › New definition of atrial cardiomyopathy 985
A. Goette (Paderborn, DE)

08:52 › New genetic hits and mechanisms of atrial fibrillation 986
C. Albert (Boston, US)

09:15 › Two-way interactions between atrial fibrillation and coagulation 987
H. J. G. M. Crijns (Maastricht, NL)

09:37 › Computer model-assisted atrial fibrillation therapy guidance 988
E. J. Vigmond (Bordeaux, FR)

08:30 - 10:00 SYMPOSIUM DAMATO

Electronic and mobile health: current and future applications

eHealth Summit

Chairperson(s): M. Malik (Purley, UK); P. E. Vardas (Heraklion, GR)

08:30 › e- and mHealth technologies: disruptive innovations for health care providers - Keynote lecture 989
B. de Witte (Berlin, DE)

08:52 › e- and mHealth for the arrhythmia patient 990
F. Lombardi (Milan, IT)

09:15 › e- and mHealth for the heart failure patient 991
M. R. Cowie (London, UK)

09:37 › How to prepare for the e- and mhealth revolution - Panel discussion 992

08:30 - 10:00 RAPID FIRE ABSTRACT AGORA

Novel aspect in ventricular arrhythmia management

Chairperson(s): E. Nof (Tel Hashomer, IL); K. Zeppenfeld (Leiden, NL)

08:30 › Transmural activation delay to predict the architecture of fibrosis using whole heart histology in patients with non- ischemic cardiomyopathy and ventricular tachycardia 993
C. A. Glashan, M. De Riva, Q. Tao, A.F.A. Androulakis, S.R.D. Piers, K. Zeppenfeld (Leiden, NL)

08:40 › Quantitative assessment of myocardial scar heterogeneity using texture analysis to predict implantable cardioverter defibrillator therapies using cardiac magnetic resonance imaging 994
J. Gould, B. Porter, S. Claridge, Z. Chen, B. Sieniewicz, B. Sidhu, A.P. Antoniadis, G. Carr- White, R. Razavi, A. Chiribiri, C.A. Rinaldi (London, UK)

08:50 › First line epicardial approach in the setting of complex arrhythmia substrates 995
C. Bisceglia, F. Baratto, G. Peretto, E. Bianco, M. Cireddu, N. Trevisi, L. Foppoli, P. Della Bella (Milan, IT) 995

09:00 › Phrenic nerve limitation during epicardial catheter ablation for ventricular tachycardia 996
K. Okubo, L. Foppoli, F. Baratto, C. Bisceglia, E. Bianco, M. Cireddu, L. Gigli, A. Radinovic, A. Marzi, P. Vergara, S. Sala, G. Paglino, P. Mazzone, N. Trevisi, P. Della Bella (Milan, IT)

09:10 › Embolic debris captured by a cerebral protection system during catheter ablation of ventricular tachycardia in patients with ischemic heart disease 997
C.H. Heeger, A. Metzner, A. Rillig, S. Mathew, T. Fink, B. Reissmann, C. Lemes, T. Maurer, F. Santoro, T. Schmidt, C. Frerker, A. Ghanem, F. Ouyang (Hamburg, DE)

09:20 › Incidence of malignant ventricular arrhythmia and identifying risk factors in patients with advanced heart failuure on continuous at home inotropic therapy 998

C.S. Grubb, A. Kleet, A.R. Garan, M. Farr, H. Garan (New York, US)

09:30 › Short-and long-term outcomes of ventricular tachycardia substrate ablation incorporating hidden slow conduction analysis 999

J. Acosta Martinez, D. Soto-Iglesias, B. Jauregui-Garrido, M. Frutos-Lopez, M. Linhart, M. Martinez, J. Fernandez-Armenta, D. Penela, E. Arana-Rueda, A. Pedrote, A. Berruezo (Seville, Barcelona and Cadiz, ES; Piacenza, IT)

09:40 › Sudden cardiac death in elderly patients with hypertrophic cardiomyopathy. data from a large pathology registry 1000

G. Finocchiaro, G. Tanzarella, M. Papadakis, H. Dhutia, M. Tome, I. Diemberger, E.R. Behr, S. Sharma, M.N. Sheppard (London, UK; Bologna, IT)

09:50 › Causes of sudden cardiac death according to age among persons aged 1-49 years: a nationwide study of 14,294 deaths in Denmark 1001

T. H. Lynge, J.L. Nielsen, B. Risgaard, C. Van Der Werf, B.G. Winkel, J. Tfelt-Hansen (Copenhagen, DK; Amsterdam, NL)

10:05 - 10:55 MODERATED POSTERS MODERATED ePOSTERS 1

Beyond atrial fibrillation ablation - Comprehensive management

Chairperson(s): J. Kosiuk (Leipzig, DE); I. C. Van Gelder (Groningen, NL)

Moderated ePosters are on display at their assigned Moderated Poster session from 08:30 to 12:30
Presentation and discussion moderated by the chairpersons will take place between 10:05 and 10:55

Significance of type of baseline AF and type of recurrence in relation to outcome of hybrid AF ablation 1002

M.I.H. Al-Jazairi, M. Rienstra, T.J. Klinkenberg, M. Mariani, I.C. Van Gelder, Y. Blaauw (Groningen, NL)

Ganglion Plexus Ablation in Patients with Advanced Atrial Fibrillation: 2-Year Outcomes of the AFACT study 1003

W.R. Berger, J. Neefs, S.P.J. Krul, E.M. Van Praag, N.W.E. Van Den Berg, F.R. Piersma, J.S.S.G. De Jong, W.J.P. Van Boven, A.H.G. Driessen, J.R. De Groot (Amsterdam, NL)

Impact of ischemic and valvular heart disease on atrial excitation: a high-resolution epicardial mapping study 1004

E. M. J. P. Mouws, E.A.H. Lanters, C.P. Teuwen, J.M.E. Van Der Does, C. Kik, P. Knops, A. Yaksh, J.A. Bekkers, A.J.J.C. Bogers, N.M.S. De Groot (Rotterdam, NL)

Effect of left atrial reduction on rhythm conversion in atrial fibrillation with rheumatic mitral valve disease 1005

S. B. Raharjo, F. Ahmad, A.M. Soesanto, A.B. Adji (Jakarta, ID)

Atrial fibrillation is related to more anxiety compared to heart valve surgery 1006

A. E. Albertsen, D. S. Moller, L. Zinkernagel, A.D. Zwisler (Viborg, Copenhagen and Nyborg, DK)

Diagnostic accuracy of overnight oximetry for the diagnosis of sleep-disordered breathing in atrial fibrillation patients 1007

D. Linz, K. Kadhim, A. Elliott, A. Brooks, J.M.L.H. Hendriks, D.H. Lau, D.H. Mcevoy, M. Hohl, M. Baumert, P. Sanders (Adelaide, AU; Homburg, DE)

Effectiveness of atrial fibrillation rotor ablation is dependent on conduction velocity: an in-silico 3-dimensional modeling study 1008

B. Lim, M. Hwang, J.S. Song, A.J. Ryu, B. Joung, E.B. Shim, H. Ryu, H.N. Pak (Seoul and Chuncheon, KR)

Body mass index variability and long-term risk of new-onset atrial fibrillation in the general population: a korean nationwide cohort study 1009

Y.M. Lim, P.S. Yang, E.S. Jang, H.T. Yu, T.H. Kim, J.S. Uhm, J.H. Sung, J.Y. Kim, H.N. Pak, M.H. Lee, B. Joung, G.Y.H. Lip (Anyang, Seoul and Seongnam, KR; Birmingham, UK)

10:05 - 10:55 MODERATED POSTERS MODERATED ePOSTERS 2

Atrial fibrillation ablation - Multicenter studies and registries

Chairperson(s): M. Abou El-Maaty (Cairo, EG); C. Blomstrom-Lundqvist (Uppsala, SE)

Moderated ePosters are on display at their assigned Moderated Poster session from 08:30 to 12:30
Presentation and discussion moderated by the chairpersons will take place between 10:05 and 10:55

Uninterrupted Direct Oral Anticoagulant therapy is an efficacious and safer alternative to Vitamin K Antagonists in patients undergoing catheter ablation for atrial fibrillation. A meta-analysis 1010

M. Ottoffy, P. Matrai, P. Hegyi, T. Habon (Pecs, HU)

Ablation Strategies for different types of atrial fibrillation in Europe - Results of the EORP Atrial Fibrillation Ablation Long-Term Registry 1011

B. Schmidt, J. Brugada, E. Arbelo, C. Laroche, S. Bayramova, M. Bertini, K. Letsas, L. Pison, E. Pokushalov, D. Romanov, D. Scherr, R. Tilz, A. Maggioni, N. Dagres (Frankfurt, Lübeck and Leipzig, DE; Barcelona, ES; Sophia-Antipolis, FR; Novosibirsk, RU; Ferrara, IT; Athens, GR; Maastricht, NL; Graz, AT)

No support for additional left atrial substrate modification among patients with persistent atrial fibrillation at first PVI procedure- Results from German Ablation registry 1012

C. Jilek, J. Brachmann, T. Lewalter, D. Andresen, S. Willems, S.G. Spitzer, F. Straube, B. Schumacher, L. Eckardt, D. Danilovic, D. Thomas, M. Hochadel, J. Senges (Munich, Coburg, Hamburg, Berlin, Dresden, Kaiserslautern, Münster, Ludwigshafen and Heidelberg, DE)

Markedly reduced fluoroscopy time in catheter ablation: data from the Swedish national catheter ablation registry 1013

F. Holmqvist, P. Insulander, G. Kenneback, C. Blomstrom Lundqvist, R. Sigurjonsdottir, M. Kesek, A. Englund, D. Poci, R. Samo-Ayou, M. Ringborn, C. Herczku, L. Karlsson (Lund, Stockholm, Uppsala, Gothenburg, Umea, Orebro, Skovde, Karlskrona, Trollhattan and Linkoping, SE)

Left atrial geometry and outcome of atrial fibrillation ablation: results from the multicenter LAGO-AF Study 1014

F. Bisbal Van Bylen, F. Alarcon, A. Ferrero, J.J. Gonzalez-Ferrer, C. Alonso, M. Pachon, H. Tizon, P. Cabanas-Grandio, M. Sanchez, A. Teis, R. Ruiz-Granell, J. Perez-Villacastin, X. Vinolas, M.A. Arias, L. Mont (Badalona, Barcelona, Valencia, Madrid, Toledo and Vigo, ES)

Influence of risk factors and co-morbidities on outcome, re-ablation and complications in the ESC-EHRA Atrial Fibrillation Ablation Long-Term Registry 1015

S. A. Trines, G. Stabile, E. Arbelo, J. Brugada, N. Dagres, J. Kautzner, A. Maggioni, E. Pokushalov, L. Tavazzi, M. Anselmino, M.G. Compier, C. Laroche, C. Blomstrom-Lundqvist (Leiden, NL; Naples, Florence, Cotignola and Turin, IT; Barcelona, ES; Leipzig, DE; Prague, CZ; Novosibirsk, RU; Sophia-Antipolis, FR; Uppsala, SE)

Improved long-term outcome in catheter ablation of atrial fibrillation: data from the Swedish national catheter ablation registry 1016

F. Holmqvist, A. Jonsson, P. Insulander, G. Kenneback, C. Blomstrom Lundqvist, D. Poci, R. Sigurjonsdottir, N. Hoglund, R. Samo-Ayou, M. Ringborn, C. Herczku, A. Englund (Lund, Linkoping, Stockholm, Uppsala, Orebro, Gothenburg, Umea, Skovde, Karlskrona and Trollhattan, SE)

Is there a difference in rhythm outcome between patients undergoing first line versus second line paroxysmal atrial fibrillation ablation? - Results of the EORP AF Ablation Long-Term Registry 1017

D. Scherr, N. Dagres, J. Brugada, C. Laroche, R. Tilz, B. Schmidt, A.P. Maggioni, E. Pokushalov, J. Kautzner, L. Tavazzi, C. Blomstroem Lundqvist, E. Arbelo (Graz, AT; Leipzig, Lubeck and Frankfurt am Main, DE; Barcelona, ES; Sophia Antipolis, FR; Florence and Cotignola, IT; Novosibirsk, RU; Prague, CZ; Uppsala, SE)

10:05 - 10:55 MODERATED POSTERS MODERATED ePOSTERS 3

Ablation of ventricular arrhythmias

Chairperson(s): J.-B. Le Polain de Waroux (Brussels, BE); A. Sarkozy (Edegem, BE)

Moderated ePosters are on display at their assigned Moderated Poster session from 08:30 to 12:30
Presentation and discussion moderated by the chairpersons will take place between 10:05 and 10:55

Scar size and border zone channel remodelling over a long-term period after an acute myocardial infarction 1018

B. Jauregui, D. Soto-Iglesias, E. Efimova, D. Penela, J. Acosta, J. Fernandez-Armenta, D. Andreu, M. Martinez, M. Linkhart, R. Borras, J.T. Ortiz-Perez, X. Bosch, R.J. Perea, A. Berruezo (Barcelona, Seville and Cadiz, ES; Piacenza, IT)

Equi-Spaced Electrode Array for Orientation Independent Bipolar Substrate Mapping. 1019

A. Porta Sanchez, K. Magtibay, S. Masse, S. Nayyar, A. Bhaskaran, D.C. Deno, K. Nanthakumar (Toronto, CA; Minneapolis, US)

Effect of radiofrequency energy on the left ventricular epicardial myocardium after catheter ablation of idiopathic ventricular arrhythmias within distal coronary venous system 1020

B. Candemir, E. Ozyurek, V.K. Vurgun, N. Turan, M. Kilickap, V. Duzen, H. Goksuluk, N. Ozyuncu, S.T. Kurklu, A.T. Altin, O. Akyurek, C. Erol (Ankara and Gaziantep, TR)

Epicardial ablation in ischemic heart disease: appropriateness and results 1021

F. Baratto, C. Bisceglia, N. Trevisi, G. Peretto, M. Cireddu, E. Bianco, L. Foppoli, P. Della Bella (Milan, IT)

Impact of access route to the left ventricle on brain injury during catheter ablation of ventricular tachycardia in structural heart disease: a single-centre, prospective randomized trial 1022

E. Borisincova, P. Peichl, D. Wichterle, B. Aldhoon, R. Cihak, J. Kautzner (Prague, CZ)

Influence of macroscopic myocardial scar on the response to frequent premature ventricular complex ablation in patients with left ventricular systolic dysfunction 1023

M.M. Mikel Martinez, D.P. Diego Penela, D.S. David Soto-Iglesias, M.L. Markus Linkhart, J.F. Juan Fernandez-Armenta, J.A. Juan Acosta, L.T. Luis Tecedor, A.O. Augusto Ordonez, B.J. Beatriz Jauregui, J.M. Julio Marti, F.P. Felipe Bisbal, L.A. Luis Aguinaga, L.M. Lluis Mont, A.B. Antonio Berruezo (Barcelona, Cadiz, Seville, Granada and Badalona (Barcelona), ES; Piacenza, IT; Tucuman, AR)

Anteroseptal substrate is associated with poor long-term outcome after catheter ablation in patients with non- ischemic dilated cardiomyopathy 1024

A. P. Wijnmaalen, M. Ebert, M. De Riva Silva, S.A. Trines, A. Arya, G. Hindricks, K. Zeppenfeld (Leiden, NL; Leipzig, DE)

Bipolar radiofrequency ablation of premature ventricular complexes originating from left ventricular summit. An initial experience. 1025

P.R. Futyma, J. Sander, K. Ciapala, R. Gluszczyk, A. Wysokinska, M. Futyma, P. Kulakowski (Rzeszow and Warsaw, PL)

10:10 - 10:25 MEET THE TRIALISTS FURMAN

Meet the Trialist AXAFA-AFNET 5

Chairperson(s): C. Blomstrom-Lundqvist (Uppsala, SE)

10:10 › Apixaban in patients undergoing atrial fibrillation ablation 1026

P. Kirchhof (Birmingham, UK)

10:10 - 10:25 MEET THE TRIALISTS COUMEL

Meet the Trialist - MORE-CRT MPP

Chairperson(s): C. Linde (Stockholm, SE)

10:10 › CRT Non-responder to Responder Conversion Rate in the More Response on Cardiac Resynchronization Therapy with MultiPoint Pacing (MORE-CRT MPP) Trial: Results from Phase I 1027

C. Leclercq (Rennes, FR)

10:15 - 10:45 SATELLITE SYMPOSIUM - EXPERTS ON THE SPOT AGORA

How to help reduce the infection risk of implantable cardiac devices

Sponsored by Medtronic

Chairperson(s): J. Steffel (Zurich, CH)

- *Learn how to identify patients at high risk of Cardiovascular Implantable Electronic Device (CIED) infection*
- *Learn how an antibacterial envelope reduces infection risk and understand the clinical results*

10:15 › Indications and clinical results of an antibacterial envelope. 1028
M. Biffi (Bologna, IT)

10:35 › Questions and answers, discussion - How to help reduce the infection risk of implantable cardiac devices? 1029
J. Steffel (Zurich, CH)

11:00 - 12:30 HOW-TO SESSION SOKOLOV

Ablation of premature ventricular contractions

Chairperson(s): P. Maury (Toulouse, FR); S. Willems (Hamburg, DE)

Critical review of present ECG criteria to predict the site of origin and ablation success of PVCs together with practical aspects about how to approach patients with multiple PVCs and difficult locations.

11:00 › Predictors of ablation success: any role of the surface ECG? 1030
D. Penela (Piacenza, IT)

11:30 › Ablation of polymorphic PVCs in patients with heart failure: one, two or all morphologies? 1031
C. Meyer (Hamburg, DE)

12:00 › Challenging PVC sites of origin in structurally normal hearts 1032
H. Puererfellner (Linz, AT)

11:00 - 12:30 DEBATE SESSION SENNING

Burning issues in atrial fibrillation: device AF burden and the role of lifestyle changes

Chairperson(s): H. J. G. M. Crijns (Maastricht, NL); P. E. Vardas (Heraklion, GR)

To discuss the role of duration of device detected AF and the decision to start oral anticoagulation and the role of lifestyle changes in patients with AF

11:00 › Opening question

11:04 › Device AF burden does not influence the decision to anticoagulate - PRO 1033
J. Healey (Hamilton, CA)

11:17 › Device AF burden does not influence the decision to anticoagulate - CON 1034
P. Kirchhof (Birmingham, UK)

11:30 › Device AF burden does not influence the decision to anticoagulate - Rebuttal PRO 1035
J. Healey (Hamilton, CA)

11:35 › Device AF burden does not influence the decision to anticoagulate - Rebuttal CON 1036
P. Kirchhof (Birmingham, UK)

11:40 › Chairperson conclusion & Closing question

11:45 › Opening question

11:48 › Lifestyle is the most essential therapeutic strategy for prevention of recurrent atrial fibrillation - PRO 1037
M. Rienstra (Groningen, NL)

12:01 › Lifestyle is the most essential therapeutic strategy for prevention of recurrent atrial fibrillation - CON 1038
L. Di Biase (New York, US)

12:14 › Lifestyle is the most essential therapeutic strategy for prevention of recurrent atrial fibrillation - Rebuttal PRO 1039
M. Rienstra (Groningen, NL)

12:19 › Lifestyle is the most essential therapeutic strategy for prevention of recurrent atrial fibrillation - Rebuttal CON 1040
L. Di Biase (New York, US)

12:24 › Chairperson conclusion & Closing question

**Mobile App - Vote and Ask a Question session*

Tuesday 20 March
MORNING SESSIONS

11:00 - 12:30 HOW-TO SESSION WENCKEBACH

Supraventricular arrhythmias

Joint session with the Cardiac Arrhythmia Society of Southern Africa (CASSA)

Chairperson(s): P. Brugada Terradellas (Brussels, BE); A. Chin (Cape Town, ZA)

To learn the basics of diagnostics and treatment of supraventricular arrhythmias

11:00 › Differential diagnosis of Supraventricular tachycardia in the 12-lead ECG 1041
M.C. Finlay (London, UK)

11:30 › Differential diagnosis of Supraventricular tachycardia - Manoeuvers in the EP lab 1042
A. Chin (Cape Town, ZA)

12:00 › The difficult WPW ablation 1043
C. Piorkowski (Dresden, DE)

11:00 - 12:30 MEET THE EXPERTS MOBITZ

Complex decisions in atrial fibrillation ablation

Chairperson(s): H. Calkins (Baltimore, US); C.D.A. De Asmundis (Brussels, BE)

To guide the audience through complex decisions in atrial fibrillation *ablation with the help of experts in the field.*

11:00 › When to ablate asymptomatic atrial fibrillation 1044
C. A. Morillo (Calgary, CA)

11:22 › When to perfom a concomitant appendage closure 1045
J. Steffel (Zurich, CH)

11:45 › When to refer a patient for hybrid ablation 1046
S. Benussi (Zurich, CH)

12:07 › Catheter ablation for atrial fibrillation - Updated consensus from HRS/EHRA 1047
G. Hindricks (Leipzig, DE)

11:00 - 12:30 SPECIAL SESSION MIROWSKI

Live Session - MRI

Chairperson(s): R.M. Manka (Zurich, CH)

Live case from Liepzig - MRI-based RF-induced lesion visualisation in ventricular tachycardia 1048
I. Paetsch (Leipzig, DE); D. Shah (Geneva, CH)

Thermal mapping for prediction of ablation lesions 1049
S. Toupin (Brest, FR)

Cryo ablation in the MRI 1050
N. Marrouche (Salt Lake City, US)

The future of MRI-interventional suites in EP 1051
G. Hindricks (Leipzig, DE)

11:00 - 12:30 MAIN SESSION FURMAN

Late-breaking science - Registries

Chairperson(s): C. Blomstrom-Lundqvist (Uppsala, SE); L. Fauchier (Tours, FR)

11:00 › Safety and acute effectiveness of a new ultra-high density mapping system for ablation of arrhythmias 1052
G. Hindricks (Leipzig, DE)

**Mobile App - Vote and Ask a Question session*

11:12 › ABLATOR ablation observational registry 1053
M. Scaglione (Asti, IT)

11:25 › Cardiac tamponade in catheter ablation of atrial fibrillation: German-wide analysis of 21,141 procedures in the Helios atrial fibrillation ablation registry (SAFER) 1054
L. Ueberham (Leipzig, DE)

11:38 › Two-year safety and effectiveness of dabigatran in patients with atrial fibrillation: Final Phase II results of the GLORIA-AF Registry Program 1055
G. Y. Lip (Birmingham, UK)

11:51 › Evaluating real-life clinical outcomes in atrial fibrillation patients receiving the WATCHMAN left atrial appendage closure technology 1056
L. V. A. Boersma (Nieuwegein, NL)

12:04 › Optimization of ICD programming in practice- diffusion rate of clinical trial results and consensus recommendations measured in a large cohort of implantable cardioverter defibrillator patients 1057
N. Varma (Cleveland, US)

12:17 › Panel discussion 1058

11:00 - 12:30 SYMPOSIUM COUMEL

Mapping-guided ablation of persistent atrial fibrillation

Chairperson(s): S. Narayan (Stanford, US); E. Pokushalov (Novosibirsk, RU)

New mapping technologies may change the AF ablation approaches. A variety of new developements are presented with the objective to know the state of the art in AF mapping and lesion creation.

11:00 › FIRM mapping 1059
S. Narayan (Stanford, US)

11:22 › Panoramic mapping 1060
T. J. R. De Potter (Aalst, BE)

11:45 › Dipole noncontact mapping 1061

12:07 › High-density contact mapping 1062
P. Jais (Bordeaux, FR)

11:00 - 12:30 SYMPOSIUM HIS

Arrhythmogenic cardiomyopathies

VT and VF Summit

Chairperson(s): E. Gandjbakhch (Paris, FR); K. H. Haugaa (Oslo, NO)

Review pathophysiology and genetics of arrhythmogenic cardiomyopathies (AC).
Examine the relationship between AC and Brugada Syndrome.
Explore the role of novel therapeutic approaches to AC.

11:00 › Genetics 1063
L. Crotti (Milan, IT)

11:22 › Brugada syndrome and arrhythmogenic right ventricular cardiomyopathy - Same or different? 1064
P. Lambiase (Edgware, UK)

11:45 › Risk stratification in arrhythmogenic right ventricular cardiomyopathy 1065
C. Napolitano (Pavia, IT)

12:07 › Novel therapies in arrhythmogenic cardiomyopathies 1066
W. S. Teo (Singapore, SG)

Tuesday 20 March
MORNING SESSIONS

11:00 - 12:30 SYMPOSIUM DAMATO

eHealth and mhealth in practice: upcoming technologies

eHealth Summit

Chairperson(s): F. Koehler (Berlin, DE); F. Lombardi (Milan, IT)

11:00 › Virtual cardiology and mobile health - Keynote lecture 1067
P. P. Sengupta (Morgantown, US)

11:22 › Atrial fibrillation detection and prevention of stroke 1068
G. Schmidt (Munich, DE)

11:45 › Sudden cardiac death: victim identification and fast defibrillation technologies 1069
C. Elsner (Luebeck, DE)

12:07 › Heart failure: neural networks for heart failure devices 1070
P.-F. Migeotte (Bruxelles, BE)

11:00 - 12:30 RAPID FIRE ABSTRACT AGORA

Shocking truths regarding implantable cardioverter defibrillators

Chairperson(s): M. Glikson (Ramat Gan, IL); M. Grecu (Iasi, RO)

11:00 › Striking difference between cardiac sub-specialties during consideration for implantable cardioverter defibrillators 1071
A. Mistry, Z. Vali, A. Taher, X. Li, G.A. Ng (Leicester, UK)

11:10 › The destiny of abandoned transvenous ICD leads 1072
A.E. Kristensen, J.B. Johansen, J.C. Nielsen, C. Gerdes, S. Riahi, B.T. Philbert, J. Haarbo, T.M. Melchior, J.M. Larsen (Aalborg, Odense, Aarhus, Copenhagen, Gentofte and Roskilde, DK) 1072

11:20 › FRAGILE (French Attitude Registry in case of ICD Lead Replacement) preliminary results. 1073
C. Alonso, C. Marquie, J.C. Deharo, P. Defaye, D. Babuty, P. Mondoly, S. Boveda, N. Sadoul (Neuilly sur Seine, Lille, Marseille, Grenoble, Tours, Toulouse and Vandoeuvre les Nancy, FR)

11:30 › Predictors and clinical impact of late ventricular arrhythmias in patients with continuous-flow left ventricular assist devices. 1074
V. Galand, C.L. Leclercq, S.B. Boule, P.M. Mondoly, F.S. Sacher, M.K. Kindo, P.R. Rouviere, J.B. Gourraud, P.D. Defaye, F.A. Anselme, B.P. Pierre, R.E. Eschallier, E.M. Marijon, R.P.M. Martins (Rennes, Lille, Toulouse, Bordeaux-Pessac, Strasbourg, Montpellier, Nantes, Grenoble, Rouen, Tours, Clermont-Ferrand and Paris, FR)

11:40 › Single chamber implantable cardioverter defibrillator compared to dual chamber implantable cardioverter defibrillator. Less is more. Data from the German Device Registry 1075
H. Bogossian, M. Hochadel, H. Ince, S.G. Spitzer, L. Eckardt, S. Maier, T. Kleemann, J. Brachmann, C. Stellbrink, B.D. Gonska, S. Kaab, J. Senges, B. Lemke (Lüdenscheid/ Witten- Herdecke, Ludwigshafen, Berlin, Dresden, Münster, Straubing, Coburg, Bielefeld, Karlsruhe, Munich and Luedenscheid, DE)

11:50 › Is long detection ICD setting more useful in women? Data from the Advance III trial. 1076
M. Gasparini, A. Proclemer, A. Arenal, A. Kloppe, J.B. Martinez Ferrer, A. Hersi, M. Gulaj, C.E.F. Wijffels, N. Varma, L. Mangoni Di S Stefano, L. Manotta, M. Lunati (Rozzano, Udine, Roma, Milano and Milan, IT; Madrid and Vitoria, ES; Bochum, DE; Riyadh, SA; Bialystok, PL; Nieuwegein, NL; Cleveland, US)

12:00 › Implantable cardioverter-defibrillator in channelopathies: head-to-head comparison between the transvenous and subcutaneous defibrillator 1077
B. Rudic, E. Tulumen, F. Fastenrath, S. Roger, A. Hohneck, D. Goranova, V. Liebe, T. Papavassiliu, I. Akin, M. Borggrefe, J. Kuschyk (Mannheim, DE)

12:10 › Evaluation of the impact of a CTO on VAs and long-term mortality in patients with ICM and an ICD (the eCTOpy- in-ICD study) 1078
I.M. Van Dongen, D. Yilmaz, J. Elias, B.E.P.M. Claessen, R. Delewi, R. Knops, A.A.M. Wilde, M.J. Schalij, L. Van Erven, J.P.S. Henriques (Amsterdam and Leiden, NL)

12:20 › Role of ICD monitoring in the management of inappropriate ventricular arrhythmia diagnosis: the THORN trial 1079

T. Perrin, S. Boveda, P. Defaye, A. Rosier, N. Sadoul, P. Bordachar, D. Klug, P. Ritter, M. Belhameche, D. Babuty, J. Mansourati, A. Lazarus, J.C. Deharo (Marseille, Toulouse, Grenoble, Massy, Nancy, Bordeaux-Pessac, Lille, Jossigny, Chambray-lès-Tours, Brest and Neuilly sur Seine, FR)

Tuesday 20 March
LUNCH TIME SESSIONS

12:45 - 13:45 SATELLITE SYMPOSIUM SENNING

Latest developments in pacemaker therapy: new technologies for better outcomes

Sponsored by Medtronic

Chairperson(s): M. Stuehlinger (Innsbruck, AT); L. V. A. Boersma (Nieuwegein, NL)

- *Learn about the clinical results with transcatheter (leadless) pacemakers and which patients could benefit from them*
- *Learn about the latest developments in pacemaker therapy using remote monitoring via mobile devices with the possibility to send therapy related information to the patient*

12:45 › Introduction - Latest developments in pacemaker therapy: new technologies for better outcomes. 1080
M. Stuehlinger (Innsbruck, AT)

12:50 › Which pacemaker patients benefit from a transcatheter pacing system? 1081
C. Garweg (Leuven, BE)

13:05 › Clinical experience with transcatheter pacing: latest results. 1082
X. Vinolas Prat (Barcelona, ES)

13:20 › New technologies to facilitate remote monitoring and enable patient engagement. 1083
O. Segal (London, UK)

13:35 › Conclusions - Latest developments in pacemaker therapy: new technologies for better outcomes. 1084
L. V. A. Boersma (Nieuwegein, NL)

12:45 - 13:45 SATELLITE SYMPOSIUM COUMEL

How innovation and cybersecurity impact physicians and the patients we treat

Sponsored by Abbott

Chairperson(s): C. Leclercq (Rennes, FR); L. Saxon (Los Angeles, US)

The benefits of remote monitoring for cardiac devices are very well established and documented. In this Satellite Symposium the aspects of security in remote monitoring are addressed and why they are relevant for physicians and patients is discussed. The Satellite Symposium will also expand over innovation in general and the safety aspects related to cybersecurity.

12:45 › Introduction - How innovation and cybersecurity impact physicians and the patients we treat. 1085
C. Leclercq (Rennes, FR); L. Saxon (Los Angeles, US)

12:48 › Why do we care as cardiologists? 1086
R. Willems (Leuven, BE)

13:06 › The (in) security of implantable devices. 1087
D. Singelee (Leuven, BE)

13:23 › Remote monitoring and cybersecurity. 1089
L. Saxon (Los Angeles, US)

13:42 › Conclusion - How innovation and cybersecurity impact physicians and the patients we treat. 1089
C. Leclercq (Rennes, FR); L. Saxon (Los Angeles, US)

Tuesday 20 March
AFTERNOON SESSIONS

14:00 - 15:30 SPECIAL SESSION SOKOLOV

EHRA 2018 Congress Highlights

Chairperson(s): S. Ernst (London, UK); C. Leclercq (Rennes, FR); H. Puererfellner (Linz, AT)

14:00 › Introduction & Awards 1090
H. Puererfellner (Linz, AT)

14:11 › Atrial fibrillation ablation 1091
L. Mont (Barcelona, ES)

14:22 › Ventricular tachycardia ablation 1092
K. Zeppenfeld (Leiden, NL)

14:33 › Devices & Syncope 1093
H. Burri (Geneva, CH)

14:45 › CRT 1094
A. Auricchio (Lugano, CH)

14:56 › Clinical atrial fibrillation 1095
I. C. Van Gelder (Groningen, NL)

15:07 › Basic science & Innovation 1096
F. W. Prinzen (Maastricht, NL)

15:18 › Closing remarks 1097
C. Leclercq (Rennes, FR)

Tuesday 20 March
POSTER SESSIONS

08:30 - 15:30 POSTER SESSION POSTER

Poster session 3

Atrial fibrillation ablation - Cryoballoon

Is the cryoablation an effective treatment for paroxysmal AF patients with structural heart disease? Clinical outcomes from multicenter observational project P1098

G.B. Perego, L. Padeletti, G. Arena, R. Verlato, C. Tondo, M. Manfrin, A. Curnis, G. Molon, G. Allocca, M. Lunati, G. Rovaris, S. Iacopino (Milan, Florence, Massa, Camposampiero, Bolzano, Brescia, Negrar-Verona, Conegliano, Monza and Cotignola, IT)

Safety, acute efficacy, and long-term clinical outcomes using the second-generation cryoballoon for pulmonary vein isolation in patients with pulmonary vein abnormality P1099

K. Yalin, E. Lyan, A. Abdin, N. Sawan, C. Eitel, H. Thiele, I. Eitel, R. Tilz (Lübeck, DE)

Starting atrial fibrillation ablation program: a comparison between second generation cryoballoon and contact sensing radiofrequency catheters P1100

V. Velagic, D. Kardum, B. Pezo-Nikolic, M. Puljevic, R. Matasic, M. Lovric-Bencic, D. Puljevic, D. Milicic (Zagreb, HR)

The second generation cryoballoon ablation is safe and useful for paroxysmal atrial fibrillation in super-elderly patients over 80 years: a report from two high-volume centers P1101

T. Yoshizawa, S. Shizuta, A. Komasa, Y. Sasaki, A. Kobori, T. Kimura (Kyoto and Kobe, JP)

Frequency of phrenic nerve injury following cryo balloon and radio frequency ablations: a systematic review P1102

F. Alanazi, A. Alenezi, A. Almusaad, A. Aljutaily, S. Alshuhri, K. Alhusini, T.H. Alshammari, M. Alshammari (Riyadh, SA)

Safety and efficacy of repeat cryoablation after index RF ablation: insight from a multicentric observational data collection. P1103

R. Verlato, P. Pieragnoli, A. Curnis, M. Manfrin, C. Tondo, D. Catanzariti, G. Allocca, G. Senatore, G. Molon, L. Sciarra, G. Arena, M. Bertaglia, S. Iacopino (Camposampiero, Florence, Brescia, Bolzano, Milan, Rovereto, Conegliano, Ciriè (Turin), Negrar-Verona, Rome, Massa, Padua and Cotignola, IT)

Impact of early recurrence on the long-term outcome of pulmonary vein isolation: A comparison study between radiofrequency- and cryoenergy with continuous remote monitoring. P1104

M. Forkmann, D. Edler, C. Schwab, S. Butz, O. Turschner, A. Vevecka, I. Ajmi, C. Mahnkopf, J. Brachmann, S. Busch (Coburg, DE)

Is the second generation cryoballoon comparable to the first generation? A retrospective, non-inferiority, cohort study. P1105

S. Venier, P. Jacon, A. Tabane, F. Dugenet, A. Carabelli, N. Dayal, P. Defaye (Grenoble, FR)

Long-term follow-up of cryoballoon versus radiofrequency ablation for paroxysmal atrial fibrillation, real-life data. P1106

A.I. Molina Ramos, A. Ruiz-Salas, H. Orellana, C. Medina-Palomo, A. Barrera-Cordero, J.L. Pena-Hernandez, J.J. Gomez-Doblas, E. De Teresa, J. Alzueta-Rodriguez (Malaga, ES)

Different technologies for pulmonary vein isolation of patients with paroxysmal atrial fibrillation. P1107

A. Baimbetov, T. Bozshagulov, E. Abilkhanov, I. Yakupova, K. Bizhanov, K. Yergeshov (Almaty, KZ)

Comparison of the efficacy of cryoballoon and complex point-by-point left atrial radiofrequency catheter ablation in patients with persistent atrial fibrillation during two year follow-up P1108

Z. Som, K. Nacsev, Z. Nagy, Z. Kis, A. Kardos, C. Foldesi (Budapest, HU; Rotterdam, NL)

Safety and efficacy of persistent atrial fibrillation ablation using the second generation cryoballoon P1109

K. Yalin, E. Lyan, A. Abdin, N. Sawan, C. Eitel, H. Thiele, I. Eitel, R. Tilz (Lübeck, DE)

Ventricular tachycardia

Within-patient variability in scar channelicity assessed by magnetic resonance imaging in patients with scar-related ventricular tachycardia P1110

M. Sramko, A.F.A. Androulakis, C.A. Glashan, H.J. Lamb, K. Zeppenfeld (Leiden, NL)

Anatomy relevance to ablation in the pulmonary artery root P1111

X. Dong, M.I.N. Tang, S.H.U. Zhang (Beijing, CN)

Morphology of right ventricular outflow tract and the relation to successful ablation site in right ventricular outflow tract arrhythmia P1112

X. Dong, M.I.N. Tang, S.H.U. Zhang (Beijing, CN)

Combining noninvasive imaging of repolarization with whole-heart computational modelling for personalized medicine in primary ventricular fibrillation P1113

M. J. M. Cluitmans, E. Lluch, H.G. Morales, J. Heijman, P.G.A. Volders (Maastricht/Eindhoven and Maastricht, NL; Paris, FR)

Clinical characteristics and prognosis of electrical storm P1114

M.I. Gonzalez-Del-Hoyo, J. Merce, E. Sanz-Girgas, I. Serrano, G. Bonet, G. Cediel, A. Carrasquer, A. Bardaji (Tarragona, ES)

Pacemaker-detected non sustained ventricular tachycardia is an early predictor of short-term hospitalization for heart failure. P1115

E. Hoareau, J.L. Pasquie, M. Granier, Z. Khoueiry, R. El Bouazzaoui, G. Laugaudin, T.T. Cung, J.M. Davy, F. Huet, F. Massin (Montpellier and Nimes, FR)

Value of time dependent voltage abatement during remote magnetic navigation guided ablation in idiopathic RVOT arrhythmias P1116

R. Prisecaru, L. Riahi, Y. De Greef, D. Stockman, B. Schwagten (Antwerp, BE)

Prognostic impact of defibrillator shocks in a colombian cohort P1117

J.M. Aristizabal, M. Duque, J.C. Diaz, J.E. Marin, J.E. Velasquez, M. Serna, W. Uribe (Medellín, CO)

Applicability of electrocardiographic criteria for wide-QRS tachycardia in patients with normal heart P1118

C. A. Alvarez-Ortega, O. Gonzalez, J.L. Merino-Llorens, O. Salvador, R. Peinado (Madrid, ES)

Impact of right ventricular outflow tract conduction delay signs on prediction of ventricular tachyarrhythmia in brugada syndrome P1119

A. A. Ragab, C.A. Houck, J.M.E. Van Der Does, E.A.H. Lanters, A.J.Q. Muskens, N.M.S. De Groot (Rotterdam, NL)

Idiopathic premature ventricular contractions of the right ventricular outflow tract. Upward displacement of the ECG unmasks ST elevation in V1 that correlates with the presence of low voltage areas P1120

L. Parreira, R. Marinheiro, P. Carmo, P. Amador, T. Teixeira, D. Cavaco, F. Costa, K. Reis Santos, P. Adragao (Lisbon and Setúbal, PT)

A new EKG-based score with high positive predictive value for the differential diagnosis of wide QRS tachycardia P1121

M. Pachon, M. A. Arias Palomares, O. Salvador-Montanes, D. Calvo, P. Penafiel, F. Akerstrom, L. Rodriguez-Padial, N. Pachon, J. Almendral (Toledo, Madrid, Oviedo and Murcia, ES)

T peak to T end interval changes before and after left ventricular assist device implantation P1122

E. Simsek, S. Nalbantgil, E. Demir, B. Ozbay, G. Mammadov, A. Candemir, S. Kilic, P. Ozturk, C. Engin, T. Yagdi, M. Ozbaran (Izmir and Gaziantep, TR)

Long-term prognosis of excessive premature ventricular contractions is determined by the presence and etiology of structural heart disease P1123

A. R. Marinheiro, L. Parreira, P. Amador, J. Farinha, T. Duarte, C. Sa, M. Fonseca, C. Lopes, A. Fernandes, B. Santos, D. Chambel, R. Caria (Setubal, PT)

Effect of heart rate and pacing mode on QRS fragmentation: implications for identification of patients with impaired ejection fraction and ventricular tachycardia P1124

S. Despotopoulos, F. Zagkli, J. Chiladakis (Patras, GR)

Noninvasive localization of premature ventricular complexes: a research-community-based approach P1125

M. J. M. Cluitmans, S. Ghimire, J. Dhamala, J. Coll-Font, J.D. Tate, S. Giffard-Roisin, J. Svehlikova, O. Doessel, M.S. Guillem, D.H. Brooks, R.S. Macleod, L. Wang (Maastricht, NL; Rochester, Boston and Salt Lake City, US; Sophia-Antipolis, FR; Bratislava, SK; Karlsruhe, DE; Valencia, ES)

LGE-CMR methods for scar identification in a patient with non-ischemic cardiomyopathy: validation by whole heart histology P1126

C. A. Glashan, L. Wisse, A.F.A. Androulakis, M. De Riva, K. Zeppenfeld (Leiden, NL)

Usability of single lead ECG from smartphones: the USELESS pilot? P1127

H. Haverkamp, S.O. Fosse, P. Schuster (Bergen, NO)

Catheter ablation of idiopathic premature ventricular contractions and idiopathic ventricular tachycardia - origin determines success P1128

R. Ebrahimi, M. Kuehne, S. Knecht, F. Spies, B. Schaer, S. Osswald, C. Sticherling, T. Reichlin (Basel, CH)

Comparison of Ventricular Tachyarrhythmia Recurrence Between Ischemic Cardiomyopathy and Dilated Cardiomyopathy in Implantable Cardioverter-Defibrillator Recipients for Secondary Prevention P1129

W. Lee, M.C. Chen (Kaohsiung, TW)

Induction of ventricular fibrillation during electrophysiological study. specificity and prognostic value P1130

F.G. Gregorietti, R.K. Keegan, L.T. Tomassini, L.O. Onetto (Bahia Blanca, AR)

CRT

CRT in heart failure patients with mitral regurgitation P1131

M. Sasov, A. Vachulova, B. Liska, P. Margitfalvi, R. Hatala (Bratislava, SK)

LV lead apical placement could be the best option in selected patients candidate to CRT P1132

F. Zanon, L. Marcantoni, E. Baracca, G. Pastore, S. Giatti, S. Aggio, C. Picariello, D. Lanza, L. Roncon, F. Noventa, L. Conte, M. Carraro, M. Rinuncini, M.P. Galasso, K. D'elia (Rovigo and Padua, IT)

Acute and longterm safety of cephalic vein access for CRT-D implantation in comparison to subclavian vein access P1133

A. Kloppe, F. Schiedat, J. Kolbe, A. Zimmermann, H. Bogossian, M. Zarse, D. Mijic, Z. Karosiene, A. Muegge, B. Lemke (Bochum and Luedenscheid, DE)

Safety and efficacy of optimal site selection during biventircualar endocardial pacing: A multi-centre UK study P1134

B. Sieniewicz, J. Behar, J. Gould, B. Porter, T. R. Betts, D. Webster, S. James, A. Turley, C. A. Rinaldi (London, Oxford and Middlesborough, UK)

Long termexperience of the efficacy and safety of the transseptal endocardial left ventricular lead implantation after failed CRT implantation P1135

L. A. Geller, Z. Sallo, L. Molnar, T. Tahin, S.Z. Szilagyi, I. Osztheimer, E.E. Ozcan, E. Zima, A. Apor, A.I. Nagy, N. Szegedi, R. Papp, K.V. Nagy, K. Piros, B. Merkely (Budapest, HU)

Long-term outcomes of cardiac resynchronization therapy using apical versus non-apical left ventricular pacing P1136

A. Zegard, R. Taylor, P.W.X. Foley, F. Umar, K. Patel, J. Panting, P. Van Dam, F.W. Prinzen, H. Marshall, T. Qiu, F. Leyva (Birmingham and Blackpool, UK; Arnhem and Maastricht, NL)

An adaptation of transseptal puncture technique for endocardial left ventricle lead placement in candidates for cardiac resynchronization therapy P1137

A.F. Miranda-Arboleda, J.F. Agudelo, R. Correa, G. Saenz, J.D. Ramirez (Medellin, CO)

The relevance of CT prior to CRT implantation: imaging of coronary venous anatomy P1138

U. C. Nguyen, M.J.M. Cluitmans, J.G. Luermans, C.B. De Vos, B.L.J.H. Kietselaer, S.C.A.M. Gommers, F.W. Prinzen, C. Mihl, K. Vernooy (Maastricht and Sittard and Heerlen, NL)

Targeted placement of the left ventricular lead by using a new transvenous quadripolar active fixation lead P1139

S. Faerestrand, T. Hovstad (Bergen, NO)

Influence of Etiology, QRS duration, and Baseline Systolic Function on Long-term CRT Response Rate with Multipoint Pacing: A Multicenter Experience P1140

C. Leclercq, P. Lercher, M. Lunati, R. Rordorf, M. Landolina, C. Pappone, J. Mangual, L. Mcspadden, N. Badie, J. Singh (Rennes, FR; Graz, AT; Milan, Pavia, Crema and San Donato Milanese, IT; Sylmar, California and Boston, US)

Quadripolar passive fixation lead with short inter-electrode distance or bipolar active fixation left ventricular lead? P1141

M. Ziacchi, G. Giannola, M. Lunati, T. Infusino, G. Luzzi, R. Rordorf, D. Pecora, M.G. Bongiorni, E. De Ruvo, S. Savastano, M. Biffi (Bologna, Cefalu, Milan, Catanzaro, Bari, Pavia, Brescia, Pisa and Rome, IT)

Simultaneous cathodic-anodal capture with left ventricular quadripolar leads for better cardiac resynchronization therapy: a pilot study. P1142

F. De Vecchi, G. Dell'era, E. Prenna, A. Degiovanni, C. Devecchi, M. Malacrida, A. Magnani, E. Occhetta, P. Marino (Vercelli, Novara and Milan, IT)

MPP reduces the ventricular arrhythmias burden compared to standard biventricular pacing in CRT patients P1143

F. Zanon, L. Marcantoni, E. Baracca, G. Pastore, S. Giatti, S. Aggio, C. Picariello, D. Lanza, L. Roncon, K. D'elia, F. Noventa, M. Carraro, M. Rinuncini, M.P. Galasso, L. Conte (Rovigo and Padua, IT)

Atrial fibrillation ablation - Mechanisms and outcomes

Mid-term outcome after HotBalloon pulmonary vein isolation: a single center prospective study in patients with paroxysmal atrial fibrillation. P1144

Y. Nakamura, H. Sohara, M. Ihara, K. Ishiyama (Tokyo, JP)

Different electroanatomic substrates plays different role as the substrate of atrial fibrillation in human P1145

Z. Liu, X.C. Yang, X.Q. Liu (Beijing, CN)

A novel automated cycle length algorithm allows rapid assessment of spatial distribution of AF cycle length in the persistent AF substrate P1146

S. Nagy, A. M. N. Von Maydell, I. Mann, V. Afonso, S. Kim, N. Linton, D. Lefroy, Z. Whinnett, W. Davies, F.S. Ng, M. Koa-Wing, P. Kanagaratnam, N.S. Peters, N.A. Qureshi, P.B. Lim (London, UK; St Paul, MN, US)

Comparison results of electrophysiological study in patients with typical atrial flutter and atrial fibrillation P1147

P. Novikov, A.V. Pevzner, N.B. Shlevkov, E.B. Maykov, N.U. Mironov, S.F. Sokolov, S.P. Golitsyn (Moscow, RU)

Spatial correlation of rotational and continuous electrical activities to late gadolinlium enhancement at left atrial MRI and low voltage areas in persistent atrial fibrillation P1148

J. Chen, T. Arentz, Z. Moreno-Weidmann, B. Mueller-Edenborn, H. Lehrmann, S. Kim, R. Weber, V. Markstein, J. Allgeier, D. Trenk, D. Werner, M. Hocini, P. Jais, M. Haissaguerre, A. Jadidi (Freiburg, DE; St. Paul, AS; Bordeaux-Pessac, FR)

Epicardial fat and atrial fibrosis in patients with a lone atrial fibrillation. P1149

E. Zaslavskaya, A.N. Morozov, V.A. Ionin, S.E. Nifontov, A.V. Biryukov, S.M. Yashin, E.I. Baranova (Saint Petersburg, RU)

Automated analysis of coronary sinus electrogram complexity predicts sustained induced atrial fibrillation after pulmonary vein isolation P1150

N. Johner, M. Namdar, D.C. Shah (Geneva, CH)

Structural remodeling and conduction velocity dynamics in the human left atrium: relationship with reentrant mechanisms sustaining atrial tachycardia and atrial fibrillation P1151

S. Honarbakhsh, R.J. Schilling, M. Orini, R. Providencia, E. Keating, M. Finlay, S. Sporton, A. Chow, M.J. Earley, P.D. Lambiase, R.J. Hunter (London, UK)

Characterization of localized drivers that play a mechanistic role in persistent atrial fibrillation P1152

S. Honarbakhsh, R.J. Schilling, R. Providencia, E. Keating, A. Chow, S. Sporton, M.D. Lowe, M.J. Earley, R.J. Hunter (London, UK)

Atrial voltage and conduction velocity in paroxysmal AF without overt structural heart disease: reference values and impact of contact force P1153

T. Strisciuglio, M. El Haddad, J. De Pooter, M. Bar-Tal, R. Tavernier, S. Knecht, Y. Vandekerckhove, M. Duytschaever (Bruges and Ghent, BE; Diamond bar, US)

Is the definition of low voltage area appropriate in patients with voltage-guided substrate modification of atrial fibrillation P1154

E. Ikeda, S. Yoshimura, T. Yamanaka, J. Ida, K. Yunoki, T. Oka (Tsuyama, JP)

Left atrial appendage flow velocity is an independent predictor of recurrence in patients referred for cryoablation of atrial fibrillation. P1155

F. Santoro, C.H. Heeger, C.H. Heeger, B. Reissmann, B. Reissmann, T. Maurer, T. Maurer, T. Fink, T. Fink, C. Lemes, C. Lemes, S. Mathew, S. Mathew, A. Rillig, A. Rillig, F. Ouyang, F. Ouyang, A. Metzner, A. Metzner (Hamburg, DE)

Autonomic nervous system modulation during cryoballon ablation as a prognostic indicator of ablation success in patients with paroxysmal atrial fibrillation. P1156

S. Ferretto, F. Bozic, D. Corrado, L. Leoni (Padua, IT)

Signal averaged P-wave analysis to predict successful radiofrequency catheter ablation in patients with atrial fibrillation P1158

C. La Greca, D. Pecora, A. Sorgato, U. Simoncelli, C. Cuccia (Brescia, IT)

The signal averaged P-wave and acute procedural related effects after atrial fibrillation ablation in 12-lead electrocardiogram and novel atrial lead positions P1159

M.D. Zink, S. Zeemering, A. Van Hunnik, S. Verheule, L. Pison, U. Schotten (Aachen, DE; Maastricht, NL)

Outcomes in patients with ablation of clockwise vs counterclockwise forms of typical atrial flutter P1160

A. Bisson, N. Clementy, C. Andre, L. Desprets, B. Pierre, D. Babuty, L. Fauchier (Tours, FR)

Long-term outcome of catheter ablation for paroxysmal atrial fibrillation in patients with 12-month post-ablation freedom from recurrences assessed by ECG monitoring P1161

M. Fiala, V. Bulkova, J. Chovancik, L. Rybka, O. Toman, J. Manousek, M. Cernosek, J. Januska, J. Spinar, D. Wichterle (Brno, Trinec and Prague, CZ)

Ablation of letf atrial flutters with focal radiofrequency ablation: a prospective case series. P1162

S.C.C. Castrejon-Castrejon, R.V.M.M. Montesdeoca Martinez, C.E.C. Escobar Cervantes, M.O.M. Ortega Molina, J.L.L.S.H. Lopez Sendon, J.L.M. Merino Llorens (Madrid, ES)

Pulmonary vein orientation is independently associated with outcomes following cryoballoon- based atrial fibrillation ablation P1163

D. Kocyigit, M. U. Yalcin, K. M. Gurses, S. Ardali, G. Turk, U. Canpolat, B. Evnanos, H. Yorgun, M. L. Sahiner, E. B. Kaya, T. Hazirolan, K. Aytemir (Afyonkarahisar, Konya, Aydin and Ankara, TR)

What is the optimal pacing amplitude to demonstrate vein-to-atrium block following pulmonary vein isolation? P1164

M. Cossiani, J. Figueroa, S. Castrejon, R. Montes De Oca, C. Escobar, M. Ortega, J. L. Merino (Madrid, ES)

Anatomical and procedural predictors of pulmonary vein stenosis in the setting of second generation cryoballoon ablation P1165

H.E. Coutino, K. Takarada, J. Sieira, R. Choudhury, J. Abugattas, F. Salghetti, V. De Regibus, D. Moran, S. Beckers, V. Umbrain, E. Stroker, P. Brugada, L. Capulzini, C. De Asmundis, G. Chierchia (Brussels, BE)

High-resolution mapping using smaller electrodes with closer interelectrode spacing to define pulmonary vein-left atrial junction electrograms characteristics P1166

L. Rossi, N. Bottoni, A. Pani, C. Pandozi, D. Penela Maceda, G. Villani (Piacenza, Reggio Emilia, Lecco and Rome, IT)

Lowering ionizing radiation exposure in cardiac EP P1167

C. Gkalapis, N. Deubner, A.P. Ziakos, M. Seyfarth, A. Sause (Wuppertal, DE)

Ultra high density mapping depicts local reentries causing atrial tachycardia in patients after pulmonaryvenous ablation P1168

C. Georgi, V. Moeller, S. Fehrendt, M. Neuss, C. Butter, M. Seifert (Bernau (bei Berlin), DE)

Severity of chronic kidney disease predicts the prevalence of left atrial low-voltage areas P1169

Y. Matsuda, M. Masuda, M. Asai, O. Iida, S. Okamoto, T. Ishihara, K. Nanto, T. Kanda, T. Tsujimura, S. Okuno, T. Ohashi, H. Kawai, A. Tsuji, Y. Hata, T. Mano (Amagasaki, JP)

Freedom from AF after total left atrial isolation in patients with large areas arrhythmia substrate P1170

Y. Huo, M.B. Kronborg, S. Ulbrich, A. Zedda, J. Mayer, L. Pu, J. Guo, U. Richter, J. Sitzy, T. Gaspar, C. Piorkowski (Dresden, DE)

Validation of a novel mapping system and utility for mapping complex atrial tachycardias P1171

S. Honarbakhsh, R.J. Schilling, G. Dhillon, W. Ullah, E. Keating, R. Providencia, V. Baker, A. Chow, M.J. Earley, R.J. Hunter (London, UK)

The impact of esophageal width on esophageal temperature monitoring by using the multi-sensor probe with 2- dimensional, sinusoid-shape P1172

S. Tohoku, K. Hiroshima, M. Nagashima, M. Fukunaga, J. Morita, K. Yamamoto, T. Iseda, K. Ando (Kitakyushu, JP)

Repeated ablation of atrial fibrillation with ultra-high density mapping: workflow and validation in clinical practice. Insights from the TRUE HD study P1173

J.I. Garcia-Bolao, T. Mcelderry, S. Weiner, P. Jais, T. Wong, W. Maddox, S.Y. Ji, F. Sacher, S. Willems, J. Mounsey, P. Maury, A. Bollmann, R. Tung, G. Raciti, G. Hindricks (Pamplona, ES; Birmingham, Tyler, TX, Torrance, Chapel Hill, Chicago and St Paul, MN, US; Bordeaux and Toulouse, FR; London, UK; Hamburg and Leipzig, DE)

Targeted ablation of specific electrogram patterns in low voltage areas after pulmonary vein antral isolation in persistent AF: termination to an organized rhythm reduces AF recurrence P1174

K. Vlachos, K. Letsas, A. Saplaouras, G. Bazoukis, D. Asvestas, G. Giannakakis, R. Martin, A. Sakellaropoulou, A.M. Kolokathis, K. Valkanas, S. Georgopoulos, N. Karamichalakis, E. Geladari, M. Efremidis, A. Sideris (Athens, GR; Newcastle upon Tyne, UK)

Atrial fibrillation - Clinical

Determinants of progression of persistent to permanent atrial fibrillation - data from the RACE 3 study P1175

R. R. De With, M. Rienstra, B. Geelhoed, A.H. Hobbelt, B.O. Nguyen, M. Alings, J.G.P. Tijssen, M.D. Smit, J. Brugemann, R.G. Tieleman, H.L. Hillege, R. Tukkie, D.J. Van Veldhuisen, H.J.G.M. Crijns, I.C. Van Gelder (Groningen, Breda, Amsterdam, Haarlem and Maastricht, NL)

The electrocardiographic and echocardiographic factors affecting infarct volume in acute ischaemic stroke P1176

C. T. O'connor, D.R. Ranganathan, B. Mcadam, D. Williams, R. Sheehan (Dublin, IE)

Impact of incomplete revascularization in atrial fibrillation patients undergoing percutaneous coronary intervention: the afcas registry P1177

M. Proietti, K.E.J. Airaksinen, A. Rubboli, A. Schlitt, T. Kiviniemi, P.P. Karjalainen, G.Y.H. Lip (Birmingham, UK; Turku and Pori, FI; Bologna, IT; Quedlinburg and Halle, DE)

Cryptogenic stroke is associated with atrial fibrosis similar to atrial fibrillation P1178

N. Akoum, K. Tandon, B. Smith, D. Tirschwell, W.T. Longstreth (Seattle, US)

Do we follow the recommendation of anticoagulation withdrawal after electrical cardioversion, in patients with atrial fibrillation? P1179

M. Vidal, R. De Castro, G. Bonet, G. Martin, S. Santos, V. Quintern, M. Gonzalez, O. Peiro, F. Dominguez, M. Camprubi, E. Sanz, I. Serrano, M. Guillen, J. Merce, A. Bardaji (Tarragona, ES)

Clinical factors related to successful or unsuccessful cardioversion in the edoxaban versus warfarin in subjects undergoing cardioversion of atrial fibrillation (ENSURE-AF) randomized trial P1181

G.Y.H. Lip, J.L. Merino, M. Banach, N. Al-Saady, J. Jin, M. Merino, S.M. Winters, B. Merkely, A. Goette (Birmingham and Maidenhead, UK; Madrid, ES; Lodz, PL; Basking Ridge, US; Budapest, HU; Paderborn, DE)

Acute release of natriuretic peptides in atrial fibrillation is independent of left atrial hemodynamics P1182

M. Sramko, D. Wichterle, A. Pavlov, T. Gokdeniz, P. Peichl, B. Aldhoon, J. Franekova, J. Kautzner (Prague, CZ)

Vernakalant inhibits wave front turning during atrial fibrillation. P1183

A. Van Hunnik, S. Zeemering, P. Podziemski, H.R.M. Kuiper, S. Verheule, U. Schotten (Maastricht, NL)

Blood biomarkers associated with atrial fibrillation in a community-based cohort of patients presenting acutely to hospital. P1184

W. Chua, V. R. Cardoso, Y. Purmah, S. Tull, G. Neculau, G. V. Gkoutos, L. Fabritz, P. Kirchhof (Birmingham, UK)

Serum uric acid concentration and risk of atrial fibrillation: a Mendelian randomization analysis in Asian population P1185

P.S. Yang, T.H. Kim, J.S. Uhm, B. Joung, M.H. Kim, H.N. Pak (Seoul, KR)

Impact of Helicobacter pylori recurrence on long-term clinical outcomes in patients with atrial fibrillation P1186

S. I. Im, K.I.M. S.E. Kim (Busan, KR)

Relation of renal function to thromboprophylaxis in non-valvular atrial fibrillation: Insights from the international BALKAN-AF Survey P1187

T. Potpara, E. Trendafilova, A. Goda, Z. Kusljugic, S. Manola, L.J. Music, G.A. Dan, G.Y.H. Lip (Belgrade, RS; Sofia, BG; Tirana, AL; Tuzla, BA; Zagreb, HR; Podgorica, ME; Bucharest, RO; Birmingham, UK)

Exercise Intolerance in AF Patients: A consequence of rhythm status or myocardial impairment? P1188

A. Elliott, C.V. Verdicchio, C. Gallagher, D.A. Munawar, D. Linz, M.B. Stokes, M.E. Middeldorp, R. Mahajan, D.H. Lau, P. Sanders (Adelaide, AU)

Use of heart rate to guide exercise training intensity in patients with atrial fibrillation P1189

C. Verdicchio, A. Elliott, R. Mahajan, C. Gallagher, M. Middeldorp, D. Linz, D. Lau, P. Sanders (Adelaide, AU)

Extent and magnitude of low-voltage regions assessed by ultra high-density multipolar mapping correlate with left atrial function P1190

F. Hohendanner, B. Pieske, L.H. Boldt, A.S. Parwani (Berlin, DE)

Is all hypothyroidism in patients on amiodarone caused by the drug or is a some simply a consequence of the intensive monitoring of TSH in an at risk population? P1192

M. Matangi, M. Cases, J. Wilkinson, D. Brouillard (Kingston, CA)

Prognostic value of high sensitive troponin I in patients with atrial fibrillation in the emergency department P1193

B. Bochard Villanueva, A. Quesada-Dorador, L. Lopez-Valero, C. Ruiz-Moliner, R. Rubini-Costa, J. Jimenez-Bello, V. Palanca-Gil, B. Trejo-Velasco, C. Fernandez-Diaz, S. Morell-Cabedo, B. Quesada-Ocete, R. Rubini-Puig, R. Paya-Serrano (Valencia, ES; Mainz, DE)

Current and future incidence and prevalence of atrial fibrillation in korea P1195

D. Kim, P.S. Yang, E. Jang, H.T. Yu, T.H. Kim, J.S. Uhm, J.Y. Kim, J.H. Sung, H.N. Pak, M.H. Lee, B. Joung, G.Y.H. Lip (Seoul and Seongnam, KR; Birmingham, UK)

Increasing trends in hospital-care burden of atrial fibrillation in korea, 2006 through 2015: implications for healthcare planning P1196

D. Kim, P.S. Yang, E. Jang, H.T. Yu, T.H. Kim, J.S. Uhm, J.Y. Kim, H.N. Pak, M.H. Lee, J.H. Sung, B. Joung, G.Y.H. Lip (Seoul and Seongnam, KR; Birmingham, UK)

Acute hyperglycaemia does not promote atrial fibrillation - an in vivo study in healthy pigs P1197

M. Manninger, D. Zweiker, M. Dobrovnik, B. Zirngast, H. Maechler, V. Herbst, H. Brussee, D. Scherr (Graz, AT)

Clinical impact of oral anticoagulation in patients with atrial high rates episodes P1198

A. R. Marinheiro, L. Parreira, P. Amador, C. Lopes, A. Fernandes, T. Duarte, J. Farinha, C. Sa, M. Fonseca, R. Caria (Setubal, PT)

Role of electrocardiographic parameters to detect differente degrees of atrial fibrosis. Insights of the Substrate AF Study P1199

Z.L. Moreno Weidmann, A. Jadidi, V. Bazan Gelizo, C. Park, S. Combes, X. Vinolas, J. Chen, B. Mueller-Edenborn, T. Arentz (Bad Krozingen, DE; Barcelona, ES; Geneva, CH; Toulouse, FR)

identifying the undiagnosed AF patient using 'know your pulse' campaign during world heart rhythm week 2017 P1200

T. C. A. Lobban, N. E. Breakwell, S. Antoniou, N. Hamedi (Chipping Norton and London, UK)

The association with p-wave duration and the prevalence of left atrial low-voltage areas P1201

Y. Matsuda, M. Masuda, M. Asai, O. Iida, S. Okamoto, T. Ishihara, K. Nanto, T. Kanda, T. Tsujimura, S. Okuno, T. Ohashi, H. Kawai, A. Tsuji, Y. Hata, T. Mano (Amagasaki, JP)

Follow-up electrocardiographic imaging does not require repeat imaging of body-surface electrodes P1202

M. J. M. Cluitmans, U.C. Nguyen, P.G.A. Volders (Maastricht, NL)

Relevance of sinus rhythm electrogram abnormalities to ventricular tachycardia circuits P1203

A. Radinovic, N. Trevisi, A. Correra, G. D'angelo, F. Calore, L. Foppoli, P. Della Bella (Milan, IT)

A new concept in torsades de pointes tachycardia associated with atrioventricular block P1204

A. M. Saguner, G. Li, D. Akdis, P. Bode, G.H. Fontaine (Zurich, CH; Xian, CN; Paris, FR)

Transesophageal echocardiography clinical utility to detect cardiogenic embolism after ischemic stroke P1205

A. R. Marinheiro, L. Parreira, P. Amador, I. Silvestre, T. Duarte, C. Sa, M. Fonseca, J. Farinha, L. Bernardino, S. Goncalves, C. Antunes, R. Caria (Setubal, PT)

Some potential risk factors for thromboembolic stroke in patients with rheumatoid arthritis and paroxysmal atrial fibrillation P1206

D. Bublikov, A.P. Momot, M.G. Nicolaeva, I.E. Babushkin (Barnaul, RU)

The net clinical benefit of anticoagulation treatment in elderly patients with non-valvular atrial fibrillation. P1207

H.I.L.M.I. Alnsasra, M.O.T.I. Haim, O.R.N.A. Reges, R.A.N. Balicer, M.O.R.T.O.N. Leibowitz, M.O.S.H.E. Hoshen, M.E.Y.T.A.L. Avgil-Tsadok (beer sheva and Tel Aviv, IL)

Left atrial volume and thrombotic risk in atrial fibrillation patients P1208

S. Chatzikyriakou, E. Silva Garcia, P. Geelen, T. De Potter (Aalst, BE)

Secondary stroke prevention in national observational cross-sectional registry of patients with non-valvular atrial fibrillation P1209

L. Urban, Z. Slegrova, K. Chroust, G. Kaliska (Bratislava and Banska Bystrica, SK; Brno, CZ)

Psychosocial factors in patients with atrial fibrillation undergoing pulmonary vein isolation P1210

V. Pavlicek, F. Jelke, A. Razouk, J. Lucic, J. Ukena, F. Mahfoud, M. Boehm, C. Ukena (Homburg, DE)

Does socioeconomic factors influence the outcomes of risk factor management and freedom of patients with atrial fibrillation P1211

M. E. Middeldorp, A. D. Elliott, R. K. Pathak, A. Gupta, C. Gallagher, J. M. Hendriks, D. A. Munawar, K. Khokhar, A. Thiyagarajah, R. Mahajan, D. H. Lau, P. Sanders (Adelaide, AU)

The clip and the tip: Long-term clinical outcome after ablation of atrial fibrillation in patients with MitraClip P1212

L. Rottner, T. Schmidt, I. Dotz, C. Lemes, C.H. Heeger, T. Fink, S. Mathew, B. Reissmann, E. Rexha, J. Riedl, C. Frerker, F. Ouyang, A. Metzner, T. Maurer (Hamburg, DE)

Sleep-disordered breathing and excessive daytime sleepiness in patients with atrial fibrillation P1213

K. Kadhim, A. D. Elliott, M. Middledorp, J. Hendriks, M. Hohl, D. Linz, A.G. Brooks, D.H. Lau, D. Mcevoy, P. Sanders (Adelaide, AU; Homburg, DE)

From trials to clinical practice: True outcome of AF landmark trials and studies P1214

U. Richter, M.B. Kronburg, Y. Huo, J. Sitzy, L. Pu, J. Mayer, S. Ulbrich, T. Gaspar, C. Piorkowski (Dresden, DE; Aarhus, DK)

Association of the metabolic syndrome with 5-year major adverse cardiac events in patients with atrial fibrillation: a propensity-score adjusted analysis P1215

M. Polovina, D. Djikic, A. Vlajkovic, M. Vilotijevic, P. Seferovic (Belgrade, RS)

Electrical dysfunction precedes atrial dilation in left atrial hypertension and predicts future development of atrial fibrillation P1216

B. Mueller-Edenborn, S. Kocher, J. Chen, J. Minners, W. Zeh, H. Lehrmann, F.J. Neumann, T. Arentz, A. Jadidi (Bad Krozingen, DE)

Impact of diabetes mellitus in the clinical presentation and outcomes of atrial fibrillation P1217

B. Quesada Ocete, A. Quesada Dorador, L. Diez Albero, B. Bochard-Villanueva, R. Rubini-Costa, R. Paya-Serrano, R. Rubini-Puig, L. Lopez-Valero, C. Fernandez-Diaz, V. Palanca-Gil, C. Ruiz- Moliner, J. Jimenez-Bello, R. De La Espriella, D. Perdomo, B. Trejo-Velasco (Mainz, DE; Valencia, ES)

Incidence and Risk Factors for Renal Dysfunction after Direct Current Cardioversion of Atrial Fibrillation. P1218

D. Kella, N. Gruner-Hegge, D. Padmanabhan, R. Mehta, D. Hodge, R. Meludini, C. Rihal, S. Mulpuru, A. Deshmukh, N. Ammash, E. Greene, P. Friedman (Rochester, US; Cambridge, UK)

Statins and the risk of major adverse cardiac events in patients with atrial fibrillation without coronary artery disease: a propensity score adjusted analysis P1219

M. Polovina, D. Djikic, A. Vlajkovic, M. Vilotijevic, M.C. Ostojic, P. Seferovic (Belgrade, RS)

Tuesday 20 March
POSTER SESSIONS

Novelties in cardiac pacing

Impairment of quality of life among patients with wearable cardioverter defibrillator therapy (lifevest) P1220

K. Lackermair, C. G. Schuhmann, M. Kubieniec, L. Riesinger, H. L. Estner, S. Fichtner (Munich, DE)

Prognostic relevance of new onset arrhythmia and ICD shocks in primary prophylactic ICD patients P1221

T. Kleemann, M. Strauss, K. Kouraki, N. Werner, R. Zahn (Ludwigshafen, DE)

Prognostic value of non-invasive programmed ventricular stimulation in patients with implantable cardioverter- defibrillator: impact of underlying aetiology. P1222

P.R. Futyma, J. Sander, R. Gluszczyk, M. Futyma, P. Kulakowski (Rzeszow and Warsaw, PL)

Prediction model for shock risk and mortality in ICD patients P1223

L. Bergau, R. Willems, A. Tuinenburg, M.A. Vos, P. Flevari, L. Luethje, T.H. Fischer, B. Vandenberk, D. Sprenkeler, C. Roever, G. Hasenfuss, S.E. Lehnart, T. Friede, M. Zabel (Goettingen, DE; Leuven, BE; Utrecht, NL; Athens, GR)

A value of periodic intracardiac electrograms used in the remote monitoring systems P1224

N. Ilov, A. Nechepurenko (Astrakhan, RU)

A comprehensive scoping review on transvenous temporary pacing therapy P1225

N. Beurskens, F.V.Y. Tjong, U.W. De Ruyter, R.E. Knops (Amsterdam, NL)

A prospective analysis of the detailed workload of a telecardiology service P1227

L. Lapage, S. Foulon, D. Berti, P. Poels, B. Hoekman, J. Vermeulen, J. Ector, P. Haemers, G. Voros, C. Garweg, R. Willems (Leuven, BE)

Complications in device therapy

Individual discriminators contribution to the reduction of inappropriate therapies in implantable defibrillators. P1228

C. Gunturiz Beltran, V. Bertomeu Gonzalez, J. Moreno Arribas, L. Perez, J.B. Martinez Ferrer, J. Alzueta, M.F. Arcocha, A. Arenal, X. Vinolas, M. Alvarez, I. Anguera, R. Porro, J. Castillo Castillo, A. Bellver, L. Mont (Alicante, A Coruña, Vitoria, Malaga, Bilbao, Madrid, Barcelona, Granada, Caceres and Castellon, ES)

Different scenarios leading to inappropriate therapy inhibition in single chamber ICD detection programming P1229

R. Tavernier, T. Strisciuglio, F. Van Heuverswyn, L. Timmers, J. De Pooter, S. Knecht, M. Duytschaever, Y. Vandekerckhove, A. Kucher, R. Stroobandt (Bruges and Ghent, BE; Berlin, DE)

Is the subxiphoidal pacemaker with an epicardial lead a safe therapy for pacemaker dependent patients after device explantation due to infection? P1230

S.F. Fehrendt, V.M. Moeller, F.H. Hoelschermann, M.N. Neuss, C.B. Butter (Bernau bei Berlin, DE)

Pacemaker implantation in iatrogenic bradycardia: clinical, analytical and electrical predictors of heart rhythm disturbances persistence P1231

L. Marques, A. Castro, H. Guedes, D. Seabra, A. Neto, A. Andrade, P. Pinto (Penafiel, PT)

Battery malfunction of a leadless cardiac pacemaker P1232

S. Richter, M. Doering, M. Ebert, A. Muessigbrodt, P. Sommer, D. Husser, G. Hindricks (Leipzig, DE)

Different pacemaker and ICD lead models may be associated with different incidences of mechanical complications P1233

I.C. Serbanescu, A.D. Margulescu, M.C.B. Suran, C. Siliste, D. Vinereanu (Bucharest, RO)

Pocket complications after device-based therapy in patients with chronic heart failure. P1234

S. Ferretto, M. Testolina, K. Nguyen, M. Martin, A. Susana, F. Migliore, S. Iliceto, L. Leoni, E. Bertaglia (Padua, IT)

A stepwise strategy using TightRailTM Rotating Mechanical Dilator Sheath is safe and effective for transvenous lead extraction P1235

B. Polin, V. Auffret, R. Martins, D. Pavin, J.C. Daubert, P. Mabo, C. Leclercq, N. Behar (Rennes, FR)

Transvenous extraction of coronary sinus and implantable cardioverter defibrillator leads: difficulties and complications P1236

E.V. Dovellini, L. Giurlani, P. Corsi, P. Pieragnoli, G. Ricciardi, L. Checchi, F. Andorlini, R. Valenti, D. Antoniucci (Florence, IT)

An artificial neural network for predicting outcomes in lead extraction P1237
T. Boyle, R.G. Carrillo (Miami, US)

08:30 - 18:00 POSTER SESSION POSTER

Clinical Case Corner 3

Dynamic bradycardia during infliximab infusion: A natural history P1238
A. Buckley, J. O'brien, E. Goulden, B. Mcadam, R. Sheahan (Dublin, IE)

LUF7244, a negative allosteric modulator of Kv11.1 channels, counteracts dofetilide-induced TdP arrhythmia in the chronic atrioventricular block dog model P1239
M. Qile, H.D.M. Beekman, D.J. Sprenkeler, L.H. Heitman, A.P. Ijzerman, M.A.G. Heyden, M.A. Vos (Utrecht and Leiden, NL)

Familial Sick Sinus Syndrome - Electrophysiologic Study of 5 Families - P1240
S. Muraji, N. Sumitomo, R. Ichikawa, J. Fukuhara, M. Ayusawa (Hidaka and Tokyo, JP)

Transvenous pacing in fontan circulation - with and without a lead P1241
J. Mueller-Leisse, T. Koenig, D. Duncker, C. Zormpas, M. Westhoff-Bleck, A. Horke, C. Veltmann (Hannover, DE)

Hisian pacing restores physiological cardiac function and synchrony P1242
F. Zanon, L. Marcantoni, G. Pastore, S. Giatti, S. Aggio, L. Roncon, E. Baracca (Rovigo, IT)

New approach for challenging implants in cardiac resynchronization therapy P1243
B. Campos Garcia, J.M. Guerra Ramos, E. Rodriguez Font, C. Alonso Martin, F. Mendez Zurita, O. Alcalde Rodriguez, X.H. Li, H. Espinosa, A. Elamrany, C. Gonzalez Matos, X. Vinolas Prat (Barcelona, ES)

Persistent left superior vena cava in CRT implantation - boon or bane? P1244
H. Knopp, S. Richter, G. Hindricks, M. Doering (Leipzig, DE)

Skin lesions over the pocket area that may mimic cardiac implantable electronic device infection: A case series P1245
P. Korantzopoulos, S. Plakoutsi, E. Florou, A. Bechlioulis (Ioannina, GR)

INDEX **SPEAKERS** by index number

A
Abraham W. T.: 91
Achenbach S.: 571
Ackerman M.: 974, 976
Acosta Martinez J.: 716
Aguinaga Arrascue L. E.: 493
Albert C.: 986
Alings A. M. W.: 696
Almendral Garrote J. M.: 140, 147
Anter E.: 5
Arentz T.: 612, 614, 736
Arnar D.O.: 103
Arya A.A.: 512, 564, 717
Auricchio A.: 1094, 240
Axthelm C.: 594

B
Barker D.: 698, 700
Bax J. J.: 134
Behar J. M.: 484
Behr E.: 498
Benussi S.: 1046
Berenfeld O.: 107
Berruezo Sanchez A.: 187, 552, 716
Betts T.R.: 180, 619
Bezzina C. R.: 577
Biffi M.: 1028, 136, 485, 600, 641, 979
Bisbal van Bylen F.: 92
Blanc J.-J.: 181
Blomstrom-Lundqvist C.: 495, 952
Boersma L. V. A.: 1056, 1084, 136, 160, 162, 630, 632, 705
Bogdan S.: 261, P444
Bongiorni M. G.: 135, 139, 568
Borggrefe M.: 4, 561
Boriani G.: 567
Botto G. L.: 175
Boveda S.: 128, 176, 33, 95
Brachmann J.: 616, 96, 961
Braunschweig F.: 617
Breithardt G.: 34
Brignole M.: 697, 699, 75
Brito Jr H.: 243
Brugada Terradellas J.: 129, 261, 3, 557, 651
Bruneval P.: 497
Burri H.: 1093, 152, 477, 978
Butter C.: 133, 602

C
Calkins H.: 625
Camm A. J.: 1, 120, 124, 962
Cappato R.: 573, 81, 83
Carbucicchio C.: 719
Carreras Costa F.: 652
Carrillo R. G.: 154, 504
Casadei B.: 105
Castrejon Castrejon S.: 82
Chen L. Y.: 645
Chin A.: 1042
Chugh S.: 255
Coats A. J. S.: 99
Collins R.: 226
Cowie M. R.: 23, 991
Crawford J.: 604
Crijns H. J. G. M.: 628, 632, 987
Crotti L.: 1063

D
Dagres N.: 661
Dan G.-A.: 966
Daubert J. C.: 184
De Asmundis C.D.A.: 941
de Chillou C.: 167, 581, 6
de Lange F. J.: 633
De Potter T. J. R.: 1060, 505, 644, 648
De Riva Silva M.: 8
de Witte B.: 989
Defaye P.: 87, 9
Deharo J.-C.: 153, 565, 637, 710
Deisenhofer I.: 145, 146
Delgado V.: 21, 984
Della Bella P.: 141, 142, 551, 609
Delnoy P. P. H. M.: 90
Den Ruijter H.M.: 721
Deneke T.: 7
Denjoy I.: 580
Di Biase L.: 1038, 1040, 263
Diemberger I.: 576
Doehner W.: 32
Donal E.: 731
Doring M.: 566
Duboc D.: 511
Duru F.: 98
Duytschaever M.: 28

E
Earley M.: 165
Ebert M.: 80
Eckstein J.: 502
Ector J.: 488
Edvardsen T.: 569
Ehrlich J. R.: 942
Eitel C.: 735
El-Sherif N.: 109
Elsner C.: 1069
Elvan A.: 948
Ernst S.: 506, 725, 963
Essebag V.: 957
Esteva A. E.: 603
Estner H.: 30, 496

F
Farre J.: 265, 481
Fauchier L.: 659
Fedorowski A.: 476, 634
Fenelon G.: 12, 14, 81, 83
Fernandez Lozano I.: 489
Field E.: 81, 83
Finlay M.C.: 1041
Finsterer J.: 509
Forleo G. B.: 483
Freedman S. B.: 593

G
Gadler F.: 179
Gallagher M.: 550, 611, 614
Garan H.: 89
Garcia F.C.: 638
Garweg C.: 1081
Gasparini M.: 252, 601
Gepstein L.: 738
Gerdes C.: 711
Glikson M.: 708
Goette A.: 592, 595, 596, 597, 660, 985
Gorenek B.: 251
Gras D.: 656
Gupta D.: 626

H
Hachul D.T.: 245
Haeusler K.G.: 161, 163
Haissaguerre M.: 235
Hakmi S.: 155
Halvorsen S.: 226
Hatala R.: 646
Haugaa K. H.: 188
Healey J.: 1033, 1035
Heidbuchel H.: 123, 124, 654
Hill L.M.: 730
Hindricks G.: 1047, 1051, 1052, 739, P444
Hinterbuchner L.: 727
Ho S. Y.: 36
Hoffmann E.: 610
Hohnloser S. H.: 122, 124, 17, 19, 960

I
Iacopino S.: 73
Israel C. W.: 231, 233, 480

J
Jais P.: 1062, 191, 608, 946
Janousek J.: 27
Jesus Coelho M. S.: 729
Jouven X.: 253
Jung W.: 560

K
Kalman J.M.: 189, 556
Kanagaratnam P.: 126
Katritsis D.: 264
Kautzner J.: 13, 15, 261, 949, 965
Keegan R.: 238
Kennergren C. E. H.: 10
Kenny R. A.: 475, 636
Kirchhof P.: 1034, 1036, 592, 596, 597, 696, 951
Kirkfeldt R.: 575
Klautz R. J. M.: 640

INDEX **SPEAKERS** by index number

Klug D.: 598, 728
Knops R.: 248, 492
Kosiuk J.: P444
Kotecha D.: 101, 945
Kottkamp H.: 29, 582
Kowal R.: 944
Krahn A. D.: 499
Kuschyk J.: 137
Kutyifa V.: 182, 261, P444

L

Lambiase P.: 1064, 85
Le Polain de Waroux J.-B.: 138, 701, 703
Leclercq C.: 1085, 1089, 1097, 130, 954
Lellouche N.: 967
Lewalter T.L.: 706
Leyva F.: 734
Linde C.: 724, 955, P444
Lip G. Y. H.: 1055, 121, 124, 623, 627, 658, 968
Locati E. T.: 559
Lombardi F.: 990
Love C.: 11
Lumens J.: 732

M

Maass A.H.: 642
Mabo P.: 242
Maisano F.: 133
Marchlinski F.: 166
Marquez Murillo M.F.: 490
Marrouche N.: 1050, 190, 715, 94
Martinek M.M.: 237, 549
Martins R.P.: 239
Maury P.: 244, 649
Meine M.: 501
Menet A.: 256
Merino J. L.: 510
Merkely B.: 241
Meyer C.: 1031
Migeotte P.-F.: 1070
Mittal S.: 980
Miyazaki S.: 647
Moellmann H.: 620
Mont L.: 1091, 246, 662, 714, 92
Moore P. R.: 491
Moreno Planas J.: 599
Morillo C. A.: 1044
Moscoso Costa F.: 969
Moya I Mitjans A.: 79
Mullens W.: 657, 88

N

Nabavi D.: 479
Nademanee K.: 236
Napolitano C.: 104, 1065
Narayan S.: 1059, 108
Natale A.: 81, 83
Nattel S.: 106, 185
Neuzil P.: 125, 171
Nielsen J. C.: 227, 229, 655
Noelker G.: 72
Nolan P.: 726

O

Ohno S.: 173
Olgin J. E.: 149
Opel A.: 943
Osca Asensi J.: 22
Oving I.: 723

P

Packer D. L.: 663
Paetsch I.: 1048
Papakonstantinou P.: 192
Pappone C.: 515
Pasquie J.-L.: 174
Pelliccia A.: 653
Penela D.: 1030, 574
Perego G. B.: 478
Piorkowski C.: 1043, 554
Piot O.: 148
Pison L.: 496
Ploux S.: 983
Poole J.: 228, 230
Potpara S.: 157, 159
Prinzen F. W.: 1096, 982, P444
Probst V.: 78, 970, 972
Ptaszynski P.: 71, 74
Puererfellner H.: 1032, 1090

R

Rahimian J.: 664
Rajappan K.: 143, 144, 24
Rao A.: 97
Reddy V.: 170, 249
Reed M. J.: 77
Richter S.: 247
Rienstra M.: 1037, 1039, 621
Rinaldi C. A.: 733
Rosenhek R.: 102
Roten L.: 702, 704
Ruschitzka F.: 100, 558
Russo A.: 958

S

Saba M.: 717
Salzberg S.: 707
Sanders P.S.: 16, 18
Sarkozy A.: 172, P444
Saxon L.: 1085, 1088, 1089
Scaglione M.: 1053
Scherr D.: 151
Schilling R.: 487, 583, 606
Schmidt G.: 1068
Schnell F.: 975, 977
Schwartz P.J.: 578
Sciaraffia E.: 20
Segal O.: 1083
Seitz J.: 613, 614
Semsarian C.: 500
Sengupta P. P.: 1067
Senni M.: 131
Shah D.: 1048, 250, 614
Sharma S.: 254
Shenasa M.: 2, 584, 739
Shivkumar K.: 164, 513, 639
Shoda M.: 37
Simantirakis E.: 86
Singelee D.: 1087
Singh J.: 486, 605
Soejima K.: 553
Sommer P.: 563, 665, 713, 93
Sood N.: 631, 632
Sperzel J.: 84
Starck C. T.: 562
Steffel J.: 1029, 1045, 246
Steinwender C.: 169
Steven D.: 262
Stevenson W. G.: 572, 718
Sticherling C.: 232, 234, 615
Straube F.: 127
Stuehlinger M.: 1080

T

Tan H.: 722
Teo W. S.: 1066
Themistoclakis S.: 156, 158
Till J.: 643
To be announced X.: 247
Tolosana J. M.: 565
Tondo C.: 629, 632
Toquero Ramos J.: 618, 622
Toupin S.: 1049
Trayanova N.: 186

U

Ueberham L.: 1054
Ungar A.: 635

INDEX **SPEAKERS** by index number

V

Vaessen J.: 720
van Dijk J. G.: 76
Van Gelder I. C.: 1095, 31
Van Hare G.: 650
Varma N.: 1057, 177
Veltmann C.: 150
Verma A.: 737
Vernooy K.: 183, 25, 981, P444
Vigmond E. J.: 988
Vinolas Prat X.: 1082
Viskin S.: 579, 971, 973

W

Wahbi K.: 508
Wakili R.: 607
Wehling M.: 226
Wellens H. J.: 35, 482
Whinnett Z. I.: 168
Wilber D. J.: 712
Wilkoff L.: 709
Willems R.: 1086
Willems S.: 494, 624
Worley S.: 178

Z

Zanon F.: 26
Zeppenfeld K.: 1092, 140, 147, 570
Zhao Q.: 964

INDEX AUTHORS by index number

A

Abbate F.G.: P400, P452
Abdimomunov A.: P760
Abdin A.: P1099, P1109, P377, P753
Abdrakhmanov A.S.: P764, P772
Abilkhanov E.: P1107
Ablasser K.: 678
Abramova A.: 270
Abrignani S.: P310
Abugattas De Torres J.P.: P896
Abugattas J.: P1165
Acharyya A.: P911
Acitelli A.: P821
Acosta J.: 1018, P290, P294, P778, P780, P783, P812, P913
Acosta Martinez J.: 999
Acquaye E.: 667
Adao L.: P465
Addad F.: P856
Addis A.: P287
Adiyaman A.: P301
Adji A.B.: 1005
Adragao P.: 523, P1120, P409, P458
Adukauskaite A.: P808
Afonso V.: P1146
Agapito A.: P771
Agbaedeng T.: P366
Agbaedeng T.A.: 589
Agelaki M.: P851
Aggio S.: 42, 43, P1132, P1143, P1242, P411
Agostinho J.R.: P878
Aguayo R.: 119
Agudelo J.F.: P1137
Aguiar S.: P392
Aguilar Palacios A.: P435
Aguilera Agudo C.: P860
Aguinaga L.: P290, P294
Ahmad F.: 1005
Ahmad S.: P796, P801
Ahn J.: 117
Aichinger J.: 678
Airaksinen K.E.J.: P1177
Ait Messaoudene M.S.: P807
Aivazian S.A.: P351
Ajmi I.: 67, P1104, P339, P360
Akashi Y.: P401
Akbulak Ö.: P844
Akca F.: P758
Akchurin R.S.: P351
Akdis D.: P1204
Akerstrom F.: P1121
Akin I.: 1077, 209, 56, P915
Akita T.: 743
Akkaya E.: P355
Ako J.: 224
Akomianakis I.: P315
Akoum N.: P1178
Akyurek O.: 1020
Alanazi F.: P1102
Alarcon F.: 1014, P373, P408, P826
Albenque J.P.: P357
Albertsen A. E.: 1006
Albertsen A.E.: P390
Albiach C.: P319
Albina G.: P751
Alcaine A.: P457, P778, P780
Alcalde Rodriguez O.: P1243
Aldhoon B.: 1022, P1182, P350
Alekseeva K.: P768
Alenezi A.: P1102
Alessandrini H.: 520
Alfredova H.: P363
Algalarrondo V.: P417
Alhoon B.: P357
Alhusini K.: P1102
Alhusseini M.: P847
Ali Tatar N.: P807
Alings M.: 54, P1175
Alipour A.: P344, P394
Alizadeh Dehnavi R.: P280, P833
Al-Jazairi M.I.H.: 1002
Aljutaily A.: P1102
Allaart C.P.: 205, 268, 62, P320
Allavatam V.: P911
Allgeier J.: 525, P1148
Allocca G.: 55, P1098, P1103, P279, P468, P895
Almendral J.: 591, P1121
Almusaad A.: P1102
Alnsasra H.I.L.M.I.: P1207
Aloia A.: 682
Alonso C.: 1014, 1073, 529
Alonso Martin C.: P1243
Alonso P.: P319
Alonso Pulpon L.: P860
Alonso-Gonzalez R.: P766
Al-Saady N.: P1181
Alshammari M.: P1102
Alshammari T.H.: P1102
Alshuhri S.: P1102
Altin A.T.: 1020
Alvarez M.: P1228, P874, P924
Alvarez-Ortega C. A.: P1118
Alves M.T.: P831
Alves P.: P809
Alzueta J.: P1228, P443, P874
Alzueta-Rodriguez J.: P1106
Amador P.: 68, P1120, P1123, P1198, P1205
Amellone C.: P909
Ammash N.: P1218
Ammendola E.: P914, P925
Ammirati G.: P452
Amoni M.: P292
Amori V.: 39
Ando K.: P1172, P387, P933
Andorlini F.: 546, P1236
Andrade A.: P1231
Andrade E.O.M.: P814, P825
Andre C.: 680, P1160
Andresen D.: 1012
Andreu D.: 1018, P778, P780, P783
Andrikopoulos G.: 740
Androulakis A.: 521
Androulakis A.F.A.: 522, 993, P1110, P1126, P776
Anfinogenova Y.: 115
Angelozzi A.: 220
Anguera I.: P1228, P874
Anker S.: 537
Anosova N.P.: P381
Anselme F.A.: 1074, 223
Anselmino M.: 1015, 693
Antoniades C.: P315
Antoniadis A.: 45
Antoniadis A.P.: 994, P426
Antonio Berruezo A.B.: 1023
Antonio N.: P305, P403, P809
Antoniou S.: P1200
Antoniucci D.: 546, P1236
Antunes C.: P1205
Aonuma K.: P401
Aouadi S.: P856
Aoudia Y.: P807
Aouina H.: P371, P372
Apolo J.: 545
Apor A.: P1135, P899
Apsite K.: P383, P391
Arad M.: 216
Arai K.: 746
Arana E.: P812
Arana-Rueda E.: 999
Arbelo E.: 1011, 1015, 1017, 198, 198, 545, P408, P783, P826, P871
Arceluz M. R.: 591
Arceluz M.R.: 257
Archakov E. A.: P834
Arcocha M.F.: P1228, P874
Ardali S.: P1163
Ardus D.I.: P351
Arena G.: P1098, P1103, P279, P283, P330, P756, P895
Arenal A.: 1076, 741, P1228, P443, P874
Arentz T.: 525, P1148, P1199, P1216, P340, P862
Argnani S.: P873
Arias M.A.: 1014, 529
Arias Palomares M. A.: P1121
Aristizabal J.M.: P1117, P415
Ariyaratnam J.: 692, P467, P472
Ariyaratnam J.P.: P473
Arnold P.: 745
Arretini A.: 212, 217, P889
Arribas F.: 741
Artale P.: 41
Arvaniti C.: P794
Arya A.: 1024, P295, P790
Asai M.: P1169, P1201
Ashihara K.: 746
Asirvatham S.A.M.U.E.L.: 207
Astrom Aneq M.: P769
Asvestas D.: P1174, P828, P907, P931
Atabekov T.: P436, P437
Atienza F.: P847
Atwater B.D.: 268
Auffret V.: P1235
Augusto Ordonez A.O.: 1023
Aune D.A.: 112
Auricchio A.: 537, 543, 681, P282, P447, P797
Aversa E.: 685
Avezum A.: 47
Avgil-Tsadok M.E.Y.T.A.L.: P1207
Avvantaggiato F.: 212
Avvedimento V.E.: P450
Aweimer A.: P316, P317
Aytemir K.: P1163, P313
Ayusawa M.: P1240
Azka A.: P382

INDEX AUTHORS by index number

B

Baber R.: 195
Babu-Narayan S.V.: 219, P766
Babushkin I.E.: P1206
Babuty D.: 1073, 1079, 680, P1160, P869
Bacchiega E.: P425
Badertscher P.: P453
Badie N.: 686, P1140
Badini M.: P282
Badolati S.: 267
Badreddine A.: 44
Baensch D.: P442
Bagge L.: 199
Baigalkanova A.I.: P764, P772
Baigubekov B.: P760
Baimbetov A.: P1107
Baimbetov A.D.I.L.: P428
Baker V.: P1171
Bakytzhanuly A.: P764, P772
Balan A.I.: P314
Baldinger S. H.: P855
Baldini K.: 212, 217, P889
Balicer R.A.N.: P1207
Balt J.: P344, P394, P456
Baluci M.: P370
Banach M.: P1181
Bandini A.: P441
Bangallo A.: P873
Banner J.: 518
Banyasz T.: 215, P446
Bar Lev D.: P416
Barabash I.M.B.: P459
Baracca E.: 42, 43, P1132, P1143, P1242, P411
Baran J.: P359
Baranova E.I.: P1149
Baranyai D.: 215, P446
Baratto F.: 1021, 694, 995, 996, P308, P838, P842
Barbaro C.M.: P838, P842
Barbaro M.C.: 694
Barbieri F.: P808
Bardaji A.: P1114, P1179
Baritussio A.: 267
Barletta V.: P370, P404
Barlocco F.: 212
Barman M.: P399
Barman P.: P879
Barmou A.C.: P314
Barr C.: P918
Barrera-Cordero A.: P1106
Barrett T.W.: 47
Barrio T.: 591
Bart C.I.: 586
Bar-Tal M.: P1153
Barthel P.: 211
Bartoli L.: P370
Bartykowszki A.: P899
Basso C.: 55
Bastani H.: P470
Basterra N.: P443
Batalov R.: 115, 206, P436, P437, P939
Batalov R.E.: P834
Batistaki C.: P794
Baumert M.: 1007
Baumgartner C.: P348
Baumhardt M.: 526, P276, P445, P759
Bayle S.: 66
Bayramova S.: 1011
Bazal P.: P443
Bazan Gelizo V.: P1199, P340
Bazoukis G.: P1174, P828, P907, P931
Beak Y.S.: 590
Beatriz Jauregui B.J.: 1023
Bechlioulis A.: P1245, P418
Becker D.: P882
Becker M. A. J.: 205
Beckers S.: P1165
Beekman H.D.M.: P1239, P448, P803
Behar J.: 533, 687, P1134, P329, P333
Behar N.: P1235
Behnes M.: 209
Behr E.: 517, 518
Behr E.R.: 1000
Beinart R.B.: P459
Bekkers J.A.: 1004
Bekkers S.C.A.M.: 275
Belardinelli L.: P791
Belham M.R.D.: 673
Belhameche M.: 1079
Belke R.: P442
Bellanti R.: 673, P318
Bellin A.: 55
Bellmann B.: P278, P284, P286
Bellver A.: P1228, P874
Bellver J.A.: P924
Ben Amar J.: P371, P372
Ben Halima A.: P856
Ben Halima M.: P371, P372
Ben Jehuda R.: 216
Bencivenga S.: P821
Bendini M.: P870
Benezet-Mazuecos J.: P427
Bengtson L.: 540
Ben-Haim S.A.: 742
Benic C.: P474
Benito E.: 529, P373, P826
Benito E.M.: P408
Benkouar R.H.I.A.D.: P807
Bennett R.G.: 218
Bera D.: P288, P469
Bereuter L.: 38
Bergau L.: P1223
Berge T.: P865
Berger F.: 204, P379
Berger W.R.: 1003, P462
Berglar S.: 204
Berkinbayev S.: P760
Berkonbaiev S.: P309
Berkovitch A.B.: P459
Berkowitsch A.: P355
Bernard A.: P869
Bernardes A.: P878
Bernardino L.: P1205
Berruezo A.: 1018, 545, 999, P290, P294, P408, P457, P778, P780, P783, P784, P826, P871, P913
Bertaglia E.: 267, 55, P1234, P330, P912, P922
Bertaglia M.: P1103
Bertagnolli L.: P295, P361
Berthet M.: 588
Berti D.: 63, 64, P1227, P423
Bertini M.: 1011, P914
Bertomeu Gonzalez V.: P1228, P874
Bettenbuch T.: P899, P904
Betts T.: P897
Betts T. R.: 533, 687, P1134, P329
Beurskens N.: P1225
Beyer C.: P853, P854
Bezzina C.: 518
Bezzina C.R.: P791
Bhagwandien R.: P758
Bhagwandien R.E.: P304
Bhaskaran A.: 1019
Bhatt A.: P850
Bianco E.: 1021, 995, 996
Bicho Augusto J.: P859
Bickel K.: P348
Bidar E.: P447
Biesbroek P.S.: 268
Biffi M.: 531, P1141, P325, P441, P873, P894, P914, P916, P925
Billet S.O.P.H.I.E.: P774
Billiet A.: P337
Binah O.: 216
Biryukov A.V.: P1149
Bisbal F.: P290, P294
Bisbal Van Bylen F.: 1014, 529
Bisceglia C.: 1021, 694, 995, 996, P308, P838, P842
Bishop M.: P793
Bisson A.: 680, P1160, P869
Bitner-Glindzicz M.: P449
Biton Y.: P321
Biviano A.: 530
Bizhanov K.: P1107
Bjelosevic M.A.R.K.O.: P762
Blaauw Y.: 1002
Blamek S.: 544
Blomstroem Lundqvist C.: 1017
Blomstrom Lundqvist C.: 1013, 1016, 198, 537, 671
Blomstrom P.: 199
Blomstrom-Lundqvist C.: 1015, 199
Bo Lindhardt T.: P455
Bochard Villanueva B.: P1193
Bochard-Villanueva B.: P1217, P319
Bode D.: P311
Bode F.: P442
Bode K.: 539, 686
Bode P.: P1204
Bodin A.: 680, P869
Boehm M.: P1210, P798
Boersma L.: P344, P394, P456, P918
Boersma L. V. A.: 741
Boesche L.: P316, P317
Bogale N.: 537
Bogdan S.: P466
Bogers A.J.J.C.: 1004, P765, P767, P770
Bogossian H.: 1075, P1133, P806
Boldt L.H.: P1190
Bollmann A.: 203, 527, P1173, P295, P361, P374, P926
Bologna F.: P349, P384, P393, P936
Bologna F.B.: P827, P908
Boltyenkov A.: P913
Bolzan B.: P920

INDEX AUTHORS by index number

Bonet G.: P1114, P1179
Bongiorni M.: P916
Bongiorni M.G.: 541, 748, P1141, P370, P404, P923
Bonnemeier H.: P442
Bordachar P.: 1079, P306, P323, P886
Bordignon S.: P349, P384, P393, P936
Bordignon S.B.: P908
Borggrefe M.: 1077, 209, 56, P915
Boriani G.: 274, 531, 695, P325, P870, P873, P894
Borisincova E.: 1022
Boros A.M.: P824
Borras R.: 1018, 545, P826
Bosch X.: 1018
Bossa A.: P781
Bossu A.: P448, P803
Bottan S.: P919
Bottazzo V.: P425
Botto G.: P916
Bottoni N.: P1166
Boucek T.: P363
Boudiche S.: P371, P372
Boudriot E.: P790
Bouhouita Y.: P807
Boukris M.: P856
Boule S.B.: 1074, 223
Boumedien T.: P807
Bourier F.: 204, 519, P379, P843
Boveda S.: 1073, 1079, 740, P357
Boyle T.: P1237
Bozic F.: P1156
Bozshagulov T.: P1107
Bozshagulov T.T.: P428
Brachmann J.: 1012, 1075, 67, P1104, P339, P341
Brachmann M.: P360
Bracke F. A.: 533, 687
Bramer W.M.: P291
Brandauer E.: P808
Brandhof C.L.B.: P390
Brandt J.: P442
Brankovic N.: P810, P822
Brazzolotto A.: P425
Breakwell N. E.: P1200
Breault C.: P347
Bregvadze-Tabagari N.: P309
Brigadeau F.: 201
Brkic A.: P843
Brooks A.: 1007
Brooks A.G.: P1213
Brooks D.H.: P1125
Brooks S.: 204, P379, P843
Brouillard D.: P1192
Brouwer C.: 522
Brown M.L.: P877
Brugada J.: 1011, 1015, 1017, 198, 545, P408
Brugada P.: P1165, P896
Brugemann J.: 54, P1175
Bruggemans E.F.: P833
Brunetti N.D.: 114
Brunner S.: 116
Brussee H.: 678, P1197
Brutin H.: P420
Brynildsen J.: P865
Bublikov D.: P1206
Buchholz A.: P442
Buchholz J.: P930
Buchta P.: 222, 51, 69
Buchwalsky G.: P298
Buckley A.: 118, P1238, P884
Budanova M.A.: P334
Buettner P.: 203, P374
Buiciuc O.: P757
Bukowska A.: 193, 53
Bulkova V.: P1161, P363, P369, P830
Bundgaard H.: 111, P769
Burd S.G.: P421
Burkhardt R.: 195
Burri H.: P325
Burton M.: 540
Busch S.: 67, P1104, P339, P341, P360
Buslaeva S.I.: P351
Butakoff C.: 744
Butter C.: 542, P1168
Butter C.B.: P1230
Butz S.: 67, P1104, P360
Buysschaert I.: 528

C

Caballero Dorta E.: 683, P813, P816, P817, P819
Cabanas-Grandio P.: 1014, 529
Cabrera Rodriguez J.A.: P414
Caico S.: P330
Caixal Vila G.: P826
Calabrese V.: P454
Calabro' G.: P788
Calo L.: 686
Calo' L.: 748, P821
Calore F.: P1203, P785
Calvelli P.: P788
Calvo D.: P1121
Calzolari V.: P287
Camara O.: 744, P457, P778, P780
Campos Garcia B.: P1243
Camprubi M.: P1179
Canciello G.: P400
Candeias Faria D.: P859
Candemir A.: P1122
Candemir B.: 1020
Canpinar H.: P313
Canpolat U.: P1163, P313
Capellino S.T.E.F.A.N.: 691
Caporaso I.: P287
Capucci A.: 274, 531, 695, P894, P916
Capulzini L.: P1165
Caputo M.L.: 543, P282
Carabelli A.: P1105, P407, P910
Cardoso V. R.: P1184
Carella C.: P400, P452
Caria R.: 677, 68, P1123, P1198, P1205, P786
Carinci V.: P914
Carla Lazaro Rivera C.L.R.: P890
Carlos I.: P831
Carmo J.: 523, P409, P458
Carmo P.: 523, P1120, P409, P458
Carnero G.: P781
Carnevale R.: P312
Carpenter V.: P318
Carpi D.: P310
Carrabelli A.: P395
Carraro M.: 42, 43, P1132, P1143, P411
Carrasco R.: P432
Carrasquer A.: P1114
Carrillo R.G.: P1237
Carr-White G.: 994, P333
Carter N.: P918
Carvalho A.C.C.: 70
Carvalho M.S.: 523
Casado-Arroyo R.: P897
Casella M.: P287
Cases M.: P1192
Castellanos E.: 591
Castillo Castillo J.: P1228, P874
Castrejon Castrejon S.: 257
Castrejon S.: P1164, P800
Castrejon-Castrejon S.C.C.: P1162
Castro A.: P1231
Castro E.: P886
Castro Urda V.: P860
Cataldi C.: P912, P922
Catanzariti D.: P1103
Cavaco D.: 523, P1120, P409, P458
Cavalli G.: P912
Cazzoli I.: 219, P289, P766, P903, P906
Cecchetto A.: 267
Cecchi F.: 212, 217, P889
Cediel G.: P1114
Celik A.I.: P460
Centa M.: P468
Centurion E.R.: P303, P787
Cernosek M.: P1161, P830
Cerny J.: P326
Cha K.S.: 117
Cha M.J.: P353
Cha Y.: P405, P927
Cha Y.O.N.G.-M.: 207
Chadda K.R.: P796, P801
Chai-Coetzer C.L.: P857
Chaldoupi S.: P344
Chalil S.: 667
Chalissery A.: 118, P884
Chalupka M.I.C.H.A.L.: P762
Chambel D.: P1123
Chamuleau S.A.J.: P324
Chanafi M.: 270
Chang T.H.: 214
Chatzikyriakou S.: P1208
Checchi L.: 546, P1236
Chen J.: 525, P1148, P1199, P1216, P285, P340, P862
Chen M.C.: 214, P1129
Chen S.: P349, P384, P393, P936
Chen S.C.: P827, P908
Chen X.: P461
Chen Z.: 994, P328
Cheng A.: P396, P877
Chenit G.C.: 689
Cherkashin D.I.: P351
Chiarenza S.: P909
Chierchia G.: P1165
Chierchia G.B.: 528, P896
Chiladakis J.: P1124
Chilukoti R.K.: 193
China P.: P287, P922

INDEX AUTHORS by index number

Chinitz L.: 39
Chipa F.: P826, P871
Chipa-Ccasani F.: 545, P408
Chiribiri A.: 994
Chirife R.: 685
Chmelevsky M.P.: P334
Cho J.G.: 61, P375, P782
Cho Y.J.: P888
Choe W.S.: P353
Choi D.J.: P888
Choi E.K.: P353
Choi J.C.: 117
Choi J.H.: 117
Choi J.I.: P848, P861, P868
Choi Y.J.: 679
Choudhury R.: P1165, P896
Chousou P.A.: 673, P318
Chovancik J.: P1161, P830
Chow A.: P1151, P1152, P1171
Christiansen M.K.: 111
Christophersen I.E.: P865
Christou A.: P851
Chroust K.: P1209
Chu S.: 194
Chu S.Y.: P285
Chua W.: P1184
Chubb H.: 744
Chudzik M.I.C.H.A.L.: P866
Chuhaieva V.: P412
Chun J.C.: P827, P908
Chun K.J.: P846
Chun K.R.J.: 740, P349, P384, P393, P936
Ciapala K.: 1025
Cid-Menendez A.: 40
Cihak R.: 1022, 198, P350
Cinaud A.: 201
Cireddu M.: 1021, 694, 995, 996, P308, P838, P842
Cirenza C.: 70
Claessen B.E.P.M.: 1078
Clappers N.: P367
Claridge S.: 45, 533, 687, 994, P328, P329, P333
Cleland J.: 537
Clementy N.: 39, 680, P1160, P869
Climent A.M.: P847
Cloro C.: P887
Cluitmans M. J. M.: P1113, P1125, P1202
Cluitmans M.J.M.: 275, P1138
Coletta S.: P452
Colivicchi F.: 690
Coll-Font J.: P1125
Coluccia G.: P370, P404
Combes S.: P1199, P340, P357
Compier M.G.: 1015
Conceicao J.M.: P921
Conen D.: 47
Connolly S.J.: 47
Conte G.: 543, P282
Conte L.: 42, 43, P1132, P1143, P411
Coquard C.: P417
Corander J.M.: P867
Cornel J.H.: 205
Coro' L.: P468
Corona-Guerrero J.C.: P812
Corrado D.: 55, P1156, P912
Correa R.: P1137
Correra A.: P1203, P785, P838, P842
Corsi P.: 546, P1236
Cortez O.: P415
Cosedis Nielsen J.: P923
Cosma I.A.: P314
Cossiani M.: P1164, P800
Costa F.: 523, P1120, P409
Costa F.M.: P458
Costa H.C.: P878
Coutinho Cruz M.: P771
Coutino H.E.: P1165
Coutino Moreno H.E.: P896
Cozlac R.A.: 272
Cozma D.: 272
Cozzari J.: P408, P826
Cramer M.J.: P320
Creemers E.E.: P791
Crescenzi C.: P912
Crespo C.: P913
Crijns H. J. G.: 271
Crijns H.G.J.M.: P323
Crijns H.J.G.M.: 197, 54, P1175, P456
Cristovao J.: P305, P403
Cruz Ferreira R.: P831
Cruz M.: P392, P831, P839
Cruz-Ferreira R.: P771
Csakany L.: P471
Csecs I.: P882
Cuccia C.: P1158
Cung T.T.: P1115
Cunha P.: P392
Cunha P.S.: P761, P831, P839, P921
Curcio A.: P450, P788
Curila K.: P410
Curnis A.: P1098, P1103, P279, P283, P756, P895
Cuttitta A.: 216
Czajkowski M.: 46
Czanady Z.: 741
Czimbalmos C.: P464, P882

D

D' Elia K.: P411
Dabrowska-Kugacka A.: P875
Dagres N.: 1011, 1015, 1017, 198
Dahme T.: 526, 740, P276, P445, P759
Dalgaard F.: P455
Dalos D.: P307
Dalzell C.O.N.N.I.E.: 207
Dan G.A.: P1187
Dang S.: P461
D'angelo G.: 694, P1203, P308, P785, P838, P842
Danilovic D.: 1012
Danilowicz-Szmanowicz L.: P875
Daubert J.C.: P1235
David Soto-Iglesias D.S.: 1023
David W.: P302
Davies W.: P1146
Davtyan K.V.: P421
Davy J.M.: P1115
Davydkin I.: 670
Dayal N.: P1105, P395, P407, P910
De Asmundis C.: 528, P1165, P896
De Bakker J.M.T.: 522
De Bellis A.: 693
De Boer T.P.: P803
De Buck S.: P302
De Carvalho W.N.: P814, P825
De Castro R.: P1179
De Cocker J.: 528
De Crescenzo I.: 682
De Cristofaro R.: P870
De Diego C.: P303, P432, P787
De Filippo P.: P916, P925
De Franceschi P.: P912
De Greef Y.: 528, P1116
De Groot J.R.: 1003
De Groot N.M.S.: 1004, P1119, P765, P767, P770
De Jesus A.G.Q.: P814, P825
De Jong J.S.S.G.: 1003
De La Espriella R.: P1217
De La Vieja Alarcon J.J.: P427
De Lange F.J.: P320
De Lara G.: P303, P787
De Lazzari M.: P922
De Lima A.M.P.: P814, P825
De Luca N.: P400
De Luca S.: P788
De Lucia R.: P370, P404
De Mattia L.: P287
De Meester C.: P804
De Melo R.M.V.: P814, P825
De Moreuil C.: 44
De Oliveira N.F.C.: P814, P825
De Paola A.A.V.: 70
De Ponti R.: 213
De Pooter J.: P1153, P1229, P849, P863
De Potter T.: P1208, P302, P346
De Regibus V.: 41, P1165, P896
De Riva M.: 521, 522, 993, P1126, P280
De Riva Silva M.: 1024, P776
De Rosa F.: P887, P894
De Rosa S.: P452
De Ruiter G.S.: P462
De Ruvo E.: 748, P1141, P821
De Ruyter U.W.: P1225
De Sanctis V.: 748
De Simone A.: 693, P330, P938
De Simone G.: P400
De Sousa J.: 741
De Teresa E.: P1106
De Vecchi F.: P1142
De Vos C. B.: 275
De Vos C.B.: P1138
De Vries A.A.F.: 586
De Vries L.J.: P792
De With R. R.: 54, P1175
Deaconu A.: P466
Debonnaire P.: P863
Defaye P.: 1073, 1079, 201, 740, P1105, P395, P407, P910
Defaye P.D.: 1074, 223
Deftereos S.: P794
Degiovanni A.: P1142
Degroot P.: P877
Deharo J.C.: 1073, 1079, 201, 740
Dehnavi R.A.: P362, P367
Deisenhofer I.: 204, P379, P843

INDEX AUTHORS by index number

Dekkers O.M.: 522
Del Castillo-Carnevali H. A.: P414
Delanty N.: 118, P884
Delewi R.: 1078
Delgado A.S.: P761, P771, P831, P839
Delgado Elias L.M.: 685
D'elia K.: 42, 43, P1132, P1143
Delise P.: 55
Della Bella P.: 1021, 694, 995, 996, P1203, P308, P785, P838, P842
Della Tommasina V.: P370, P404
Delle-Karth G.: 678
Dell'era G.: P1142
Dello Russo A.: P287
Delnoy P.P.H.M.: P301
DeMazumder D.: P440
Demir E.: P1122
Demir M.: P460
Dendale P.: 210, P857
Deneke T.D.: P338
Denis A.: 260, 519
Denis A.D.: 689
Denis A.R.N.A.U.D.: 691
Deniz A.: P460
Deno D.C.: 1019
DeQuach J.: P440
Derval N.: 260, 519, 533, 687
Derval N.D.: 689
Derval N.I.C.O.L.A.: 691
Deshmukh A.: 207, P1218
Despotopoulos S.: P1124
Desprets L.: P1160
Desteghe L.: 210, P857
Deubner N.: P1167, P281, P754
Devecchi C.: P1142
Devidutta S.: P288
Dhamala J.: P1125
Dhillon G.: P1171
Dhutia H.: 1000, 517
Di Belardino N.: P454
Di Biase M.: 114
Di Cori A.: P370, P404
Di Martino L.F.M.: 114
Di Sciascio G.: P454
Diachkov C.: P811
Diana Colombet D.C.: P451
Diaz J.C.: P1117, P415
Dichtl W.: P307, P808
Dickstein K.: 537
Didenko D.: P419
Didier R.: P474
Diego Penela D.P.: 1023
Diemberger I.: 1000, P922
Diener H.-C.: 200
Diez Albero L.: P1217
Dilanian G.: 588
Dilling-Boer D.: 210
Dinanian S.: P417
Ding Y.S.: 194
Dinh T.: P456
Dinov B.: 203, P295, P374, P790
Dinshaw L.: P844
Dirninger A.: 60
Dividis G.: P386
Djikic D.: P1215, P1219
Djordjevic-Dikic A.: P322, P810
Dobreanu D.: P466
Dobrovnik M.: P1197
Doering M.: 688, P1232, P1244, P926
Doessel O.: P1125
Doevendans P.A.: P324
Doi A.: P852
Domenichini G.: 220
Domeyer P.-R. J.: P426
Domingos A.: P318
Domingues C.: P809
Dominguez F.: P1179
Dommasch M.: 211
Dong X.: P1111, P1112, P300
Doni L. A.: 213
D'onofrio A.: P330, P916
Doring M.: 539
Dorogi B.: 587
Doste R.: P457
Dotz I.: 520, P1212
Dovellini E.V.: 546, P1236
Driessen A.H.G.: 1003
Drittij M.J.: P315
Drobesch C.: 116
Du Fay De Lavallaz J.: P453
Duarte C.E.: P872
Duarte T.: 677, 68, P1123, P1198, P1205, P786
Dubner S.J.: 200
Dubois R.: P323
Dubuc M.: P775
Ducceschi V.: 682
Duchateau J.: 519
Duchateau J.D.: 689
Dudink E.A.M.P.: P456
Dugenet F.: P1105, P395, P407, P910
Duncker D.: P1241, P402, P802, P928
Duplyakov D.: 670
Dupuis J.M.: 741
Duque L.: P415
Duque M.: P1117, P415
Duray G.Z.: 39
Dusekeeva G.: P760
Duytschaever M.: P1153, P1229, P849, P863
Duzen V.: 1020
Dyrda K.: P775
Dzhaffarova O.: P939
Dzhunusbekova G.: P760

E

Earley M.J.: P1151, P1152, P1171
Ebert M.: 1024, 521, 522, P1232
Ebner C.: 60
Ebrahimi R.: P1128, P297
Eby E.: 540
Eckardt L.: 1012, 1075
Eckhardt L.: 741
Ector J.: 63, 64, P1227, P302, P337, P423
Edler D.: 67, P1104, P360
Edling C.E.: P796, P801
Edlinger C.: P406
Eduardo Castellanos Martinez E.C.M.: P890
Edvardsen T. E.: P769
Efimova E.: 1018
Efremidis M.: P1174, P828, P907, P931
Egea M.: P924
Egorov D.: P768
Eickholt C.: P844
Eikenboom J.: P833
Eisen B.: 216
Eitel C.: P1099, P1109, P377, P753
Eitel I.: 114, P1099, P1109, P377, P753
Ejima K.: 746
El Bouazzaoui R.: P1115
El Haddad M.: P1153, P849, P863
Elamrany A.: P1243
El-Battrawy I.: 209, P915
Elchinova E.: P855
Elencwajg B.D.: 685
Elesin D.: P347
Elias J.: 1078
Elkaim J.P.: 66
Ellekjaer H.E.: 112
Elliott A.: 1007, 50, 589, P1188, P1189
Elliott A. D.: P1211, P1213, P388
Elliott A.D.: 52
Elvan A.: P301
Elvas L.: P305, P403, P809
Emami M.: P433, P929, P935
Ene E.E.: P338
Engdahl J.: P376
Engel C.H.: 195
Engels E.: P886
Engels E.B.: P328
Engin C.: P1122
Englund A.: 1013, 1016
Engstrom T.: P885
Enomoto N.: P373
Erickson M.: 39
Erkuner Ö.: P456
Ernst S.: 219, P289, P766, P903, P906
Erol C.: 1020
Eschalier R.: P306, P323
Eschallier R.E.: 1074, 223
Escobar C.: P1164, P800
Escobar Cervantes C.: 257
Escobar Cervantes C.E.C.: P1162
Escudier Villa J.M.: P860
Esilbaev Z.: P764, P772
Espinosa H.: P1243, P340
Estner H. L.: P1220, P431, P829
Estner H.L.: P438
Evison F.: 535
Evnanos B.: P1163, P313
Evranos B.: 220
Ewers A.: P316, P317
Extramiana F.: P417
Ezekowitz M.D.: 47

F

Fabritz L.: P1184
Facchin D.: 695, P894
Faerestrand S.: P1139
Fahn B.: P913
Fajardo Simon L.M.: P860
Falconi E.: 257
Falk V.: P919
Farinha J.: 68, P1123, P1198, P1205, P786

INDEX AUTHORS by index number

Farr M.: 998
Fastenrath F.: 1077, 56, P915
Fatemi M.: 44, P474
Fauchier L.: 201, 680, P1160, P869
Fedorowski A.: P413
Fefer P.F.: P459
Fehrendt S.: 542, P1168
Fehrendt S.F.: P1230
Fehske W.: 740
Felipe Bisbal F.P.: 1023
Felmlee J.O.E.L.: 207
Feng T.: 112
Fernandes A.: P1123, P1198
Fernandes D.: P305
Fernandez De La Concha J.: P443
Fernandez H.: 545, P373, P408, P826
Fernandez Lozano I.: P860
Fernandez-Armenta J.: 1018, 999, P290, P294, P778, P780
Fernandez-Armenta Pastor J.: P783
Fernandez-Aviles F.: P847
Fernandez-Diaz C.: P1193, P1217
Fernandez-Lopez X.A.: 40
Fernandez-Lozano I.: 529
Ferrara M.: P850
Ferrari A.: P919
Ferrari S.: P920
Ferraris F.: 693, 748
Ferraro A.: 267
Ferreira A.M.: P458
Ferreira Fonseca M.: 677, P786
Ferreira J.: 523, P809
Ferreira R.: P392
Ferreira R.C.: P839, P921
Ferrero A.: 1014, 529
Ferretti C.: P441
Ferretto S.: P1156, P1234, P330, P922
Ferro C.J.: 273
Feuchtner G.: P832, P853, P854
Fiala M.: P1161, P369, P830
Fichtner S.: P1220, P431, P438, P829
Ficili S.: 690
Fiedler L.: 678, P307
Figueras I Ventura R.M.: P784
Figueroa F.: P781
Figueroa J.: P1164
Filannino P.: 41
Filice G.: P887
Filippatos G.: 537
Finascu B.A.: P314
Fingrova Z.: P363
Fink T.: 520, 997, P1155, P1155, P1212, P278, P284, P286, P293, P365, P398, P835
Finlay M.: P1151
Finnerty V.: P775
Finocchiaro G.: 1000, 517
Fischer J.: P348
Fischer T.H.: P1223
Fitzpatrick B.: P424
Fitzpatrick S.: P424
Flevari P.: P1223, P794
Florou E.: P1245
Flynn L.: P850
Foeger B.: 60
Fofana A.: P474
Foldesi C.: P1108, P352, P471, P841, P898
Foley P.W.X.: 273, P1136
Fonseca M.: 68, P1123, P1198, P1205
Fontaine G.H.: P1204
Foppoli L.: 1021, 995, 996, P1203, P785, P838, P842
Forizs E.: P824
Forkmann M.: 67, P1104, P339, P341, P360
Forozidou E.: P386
Forte C.: P468
Fosse S.O.: P1127
Fotos G.: P386
Foulon S.: 63, 64, P1227, P423
Fragakis N.: P426
Franceschi F.: 201
Francia P.: P916
Francisco Pascual J.: P435
Franco E.: P905, P937
Franekova J.: P1182
Freitas A.: P859
Frerker C.: 997, P1212
Friede T.: P1223
Friedman D.J.: 268
Friedman P.: 119, P1218, P405, P927
Friedman P.A.U.L.: 207
Friedrich G.: P853, P854
Frontera A.: 519, P306, P323
Frontera A.F.: 689
Frutos-Lopez M.: 999, P812
Fuhrer J.: 38, P855
Fujimoto Y.: P940
Fukaya H.: 224
Fukuhara J.: P1240
Fukumoto K.: P932
Fukunaga M.: 258, P1172, P387, P933
Fukuzawa K.: 743
Fumagalli C.: 212, 217, P889
Furukawa Y.: P342
Fuscaldo G.: P887
Futyma M.: 1025, P1222
Futyma P.R.: 1025, P1222
Fyenbo D. B.: 269

G

Gadula-Gacek E.: 222, 544, 69
Gaita F.: 693, 748
Galand V.: 1074, 223
Galasso M.P.: 42, 43, P1132, P1143, P411
Galbusera A.A.: 49
Galeazzi M.: 690
Galizia Brito V.: P751
Galizio N.: P781
Gallagher C.: 196, 197, P1188, P1189, P1211, P380, P388, P857
Gallagher M.: 220
Galli A.: P310
Galvao Filho S.S.: P872
Galvao R.: P872
Gamble J.: 533, 687
Gandjbakhch E.: P417
Garan A.R.: 998
Garan H.: 530, 998
Garcia A.: P443
Garcia Dorado D.: P435
Garcia J.: 591
Garcia-Bolao I.: 693
Garcia-Bolao I.J.: 527
Garcia-Bolao J.I.: P1173
Garcia-Izquierdo Jaen E.: P860
Garcia-Seara J.: 40
Garcia-Urra F.: P924
Gardemann A.: 193, 53
Gareri C.: P450
Garkina S.: P368
Garkina S.V.: P864
Garmanchuk L.: P805
Garrido E.L.: P814, P825
Garweg C.: 63, 64, P1227, P302, P337, P423
Gasior M.: 222, 51, 544, 69
Gaspar T.: 48, P1170, P1214, P277, P364, P823, P836, P840
Gasparini M.: 1076, 535, 537
Gathier W.A.: P324
Gatto F.: 682
Gatzoulis M.A.: P766
Gauthey A.: P804
Gaviria M.C.: P415
Gebauer R.: 538
Gebetsberger F.: 60
Geczy T.: P792, P898
Geelen P.: P1208
Geelhoed B.: 54, P1175, P320
Geladari E.: P1174
Gelissen M.: P456
Geller L.: 202, P299, P327, P345, P824, P882, P901, P904
Geller L. A.: P1135, P899
Gennaro F.: P430
Georgi C.: 542, P1168
Georgopoulos S.: P1174, P828, P931
Gerdes C.: 1072, 269, 532, 65, P331, P335, P876
Germans T.: 205
Germeys J.: 210
Ghanem A.: 997
Gharaviri A.: P447, P797
Gharbi L.: P856
Gherghiceanu M.: 216
Ghimire S.: P1125
Giammaria M.: P909, P916
Giannakakis G.: P1174, P907
Giannakidou S.: P426
Giannakoulas G.: P386
Giannola G.: P1141
Giannopoulos G.: P794
Giatti S.: 42, 43, P1132, P1143, P1242, P411
Gierlotka M.: 51
Giffard-Roisin S.: P1125, P457
Gigli L.: 996, P838, P842
Giles L.: 196
Giljam T.: P769
Gill J.S.: P793
Giniger A.: P751
Giofre' F.: P914
Giovannini T.: 267
Gislason G.: 518, P455
Gitt A.: 537
Giurlani L.: 546, P1236
Gkalapis C.: P1167, P281, P754
Gkoutos G. V.: P1184
Glashan C. A.: 522, 993, P1126
Glashan C.A.: P1110, P776
Glashan R.N.: 522
Glikson M.: P416, P923
Glinge C.: 518

INDEX AUTHORS by index number

Glisic M.: P291
Glokson M.: P750
Gluszczyk R.: 1025, P1222
Goanta E.V.: 272
Goda A.: P1187
Goehl K.: 740
Goette A.: 193, 53, 741, P1181
Goga C.: P828
Gokdeniz T.: P1182
Goksuluk H.: 1020
Goldenberg I.: P321
Goldmann B.: P278
Golitsyn S.F.: P343
Golitsyn S.P.: P1147
Gomes J.: 220
Gomez F.: 219
Gomez-Doblas J.J.: P1106
Gomez-Pajares F.: P319
Gommers S.: 275
Gommers S.C.A.M.: P1138
Goncalves I. S. S.: P878
Goncalves S.: P1205
Gonna H.: 220
Gonska B.D.: 1075
Gonzalez J. L.: P781
Gonzalez M.: P1179
Gonzalez Matos C.: P1243
Gonzalez O.: P1118
Gonzalez Torres L.: P432
Gonzalez-Del-Hoyo M.I.: P1114
Gonzalez-Ferrer J.J.: 1014, 529
Gonzalez-Juanatey J.R.: 40
Gonzalez-Melchor L.: 40
Gonzalez-Torres L.: P303, P787
Goodman J.: P396
Gora P.: P362, P367
Goranova D.: 1077, 56, P915
Gordon Ramirez B.E.: P435
Gorol J.: 544
Gorshenin K.G.: P351
Gosau N.: P844
Goudevenos I.: P418
Goulas J.: P386
Gould J.: 45, 994, P1134, P329, P333, P793
Goulden E.: P1238
Gourraud J.B.: 1074, 223
Grace A.: P801
Gradistanac T.: P464
Granier M.: P1115
Gras D.: 201
Gray A. J.: P420, P422
Grebe O.: 741
Grebmer C.: P843
Grecu M.: 198
Greene E.: P1218
Gregoire J.: P775
Gregorietti F.G.: P1130
Gregorio G.: 682
Greiss H.: P281, P336, P355, P754
Grenz N.A.: 39
Grigoras T.: P314
Grigoryan S.: P429
Grimm G.: 60
Grishin I.R.: P351
Grubb C.S.: 530, 998
Grubb N. J.: P420, P422
Gruner-Hegge N.: 119, P1218
Guarguagli S.: 219, P766, P903, P906
Guarguali S.: P289
Guasch E.: 545, P373, P408, P826, P871
Guastafierro F.: 114
Gubran C.: 667
Guc D.: P313
Guedes H.: P1231
Guerra P.G.: P775
Guerra Ramos J.M.: P1243
Guetta V.G.: P459
Guillem M.S.: P1125, P847
Guillen M.: P1179
Gulaj M.: 1076
Gulletta S.: 694, P838, P842
Gunawardene M.: P844
Gunturiz Beltran C.: P1228, P874
Gunturiz-Beltran C.: P766
Guo J.: P1170, P364, P836, P840
Gupta A.: P1211, P388
Gureev S.: P368
Gurses K. M.: P1163, P313
Guthof T.: P311
Guy-Moyat B.: 66
Gwag H. B.: P845, P846
Gysin M.: 38

H

Haaf P.: 208
Haanschoten D.M.: P301
Haarbo J.: 1072
Haberland U.: P333
Habon T.: 1010
Hadamitzky M.: 204
Hadberg Lynge T.: 518
Haeberlin A.: 38, 745, P855
Haemers P.: 63, 64, P1227, P302, P337, P423
Hagendorff A.: 195
Hagiwara N.: 746
Haider C.: 60
Haim M.O.T.I.: P1207
Hain A.: P336, P355
Haissaguerre M.: 519, P1148, P306, P323
Haissaguerre M.H.: 689
Haissaguerre M.I.C.H.E.L.: 691
Halatiu V.B.: P314
Halbfass P.H.: P338
Halperin J.L.: 200
Hamedi N.: P1200
Hamm C.: P355
Hamrefors V.: P413
Han J.H.: 117
Hanington O.: P879
Hansen J.: P769
Hansen S.M.: 268
Hapfelmeier A.: 211
Harada T.: P401
Harding I.: 220
Harel F.: P775
Harima A.: P940
Harmer S.C.: P449
Hartmann C.H.: 193, 53
Hartmann J.: P844
Hasenfuss G.: P1223
Hata Y.: P1169, P1201
Hatala R.: P1131
Hatala R.O.B.E.R.T.: P762
Hatem S.N.: 588
Hattori Y.: P755
Haugaa K. H.: P769
Haverkamp H.: P1127
Havranek S.: P363
Hayashi Y.: P852
Hayes J.: P318
Hazirolan T.: P1163
Healey J.S.: 47
Hebe J.H.: P298
Heck P.: 692
Heeger C.: P296
Heeger C.H.: 520, 997, P1155, P1155, P1212, P278, P284, P286, P293, P298, P365, P835
Heeger C.-H.: P398
Hegyi P.: 1010
Heibreder A.: P808
Heidbuchel H.: 210, P857
Heijman J.: P1113
Heinzel F.: P311
Heitman L.H.: P1239
Heltai K.: P882
Hendriks A. A.: P291, P304, P462
Hendriks J.: 196, P1213, P380
Hendriks J. M.: P1211, P388
Hendriks J. M. L.: 197, P857
Hendriks J.M.L.H.: 1007
Henriques J.P.S.: 1078
Herbel R.: 116
Herbst V.: P1197
Herczeg S.: P345, P901
Herczeg S.Z.: 202, P299, P904
Herczku C.: 1013, 1016
Herman D.: P410
Hermida A.: P757
Hermida J.S.: P757
Hernadez-Romero I.: P847
Hernandez Madrid A.: P937
Hernandez-Madrid A.: P905
Hersi A.: 1076
Hessling G.: 204, P379, P843
Hewitt H.: P318
Heyden M.A.G.: P1239
Hibert M.: P349
Higuchi S.: 746
Hilbert M.: P384
Hilbert S.: 203, P926
Hillege H.L.: 54, P1175
Hindricks G.: 1024, 203, 527, 537, 539, 688, P1173, P1232, P1244, P295, P361, P374, P464, P790, P926
Hinnenthal J.: 540
Hintringer F.: P808, P832, P853, P854
Hirata K.: 743
Hiroshima K.: P1172, P387, P933
Hlivak P.E.T.E.R.: P762
Hoareau E.: P1115
Hobbelt A.H.: 54, P1175
Hochadel M.: 1012, 1075

INDEX AUTHORS by index number

Hochini M.: 519
Hocini M.: P1148
Hocini M.E.L.E.Z.E.: 691
Hocini M.H.: 689
Hodge D.: 119, P1218
Hoegl B.: P808
Hoekman B.: 63, 64, P1227, P423
Hoelschermann F.: 542
Hoelschermann F.H.: P1230
Hoff P.I.: P285
Hoglund N.: 1016
Hohendanner F.: P1190, P311
Hohl M.: 1007, P1213, P798
Hohneck A.: 1077, 209, P915
Holmen A.: P376
Holmqvist F.: 1013, 1016
Honarbakhsh S.: P1151, P1152, P1171
Hong S.N.: P782
Hong T.J.: 117
Honjo H.: P799
Hoogland R.: 271
Hoppe U.C.: P406
Horduna I.S.: 219
Horke A.: P1241
Horvath B.: 215, P446
Hoshen M.O.S.H.E.: P1207
Hosoya N.: P755
Houck C.A.: P1119
Houghton S.: 673
Houtman M.: P803
Hovstad T.: P1139
Huang C. L.-H.: P796
Huang C.L.H.: P801
Huber D.: P389
Hudzik B.: 51
Huet F.: P1115
Huisman M.V.: 200
Hunter R.J.: P1151, P1152, P1171
Huntjens P.: P323
Huo Y.: 48, P1170, P1214, P277, P364, P823, P836, P840
Husser D.: 195, P1232
Husser-Bollmann D.: P464
Huth Ruwald M.: P455
Hutter J.: P470
Hwang J.: P378
Hwang J.K.: P845, P846
Hwang M.: 1008
Hwang Y.M.: P397
Hyogo K.: 743
Hzarapetyan L.G.: P429

I

Iaconetti C.: P450
Iacopino S.: 274, 41, 531, P1098, P1103, P279, P283, P756, P894, P895, P896
Ibrahim M.: P289
Ichikawa R.: P1240
Ida J.: P1154
Iglesias Bravo J.A.: P427
Iglesias-Alvarez D.: 40
Ihara M.: P1144
Ihle-Hansen H.: P865
Iida O.: P1169, P1201
Ijzerman A.P.: P1239
Ikeda E.: P1154
Ikikardes M.F.: P460
Ikura H.: P932
Ilan M.: P750
Iliceto S.: 55, P1234, P922
Iliodromitis E.: P794
Iliodromitis K.: P346
Illikova V.I.E.R.A.: P762
Ilov N.: P1224
Im S. I.: P1186
Imada H.: 743
Imamura T.: 221
Imparato L.: P452
Imparato L.I.: P400
Inaba O.: 520
Ince H.: 1075
Indiani S.: P287
Indolfi C.: P450, P452, P788
Infusino T.: 274, 531, 695, P1141, P894
Inokuchi T.: 57
Inoue Y.: 57
Insulander P.: 1013, 1016
Ionin V.A.: P1149
Iorgulescu C.: P466
Iori M.: P925
Iseda T.: P1172, P387, P933
Isenrich R.: P453
Ishihara T.: P1169, P1201
Ishiwata S.: P940
Ishiyama K.: P1144
Ishizue N.: 224
Isshiki A.: 57
Ito H.: 57
Ivan Mendoza I.M.: P451
Ivanova-Razumova T.: P764, P772
Ivascenko T.: P383
Iwanami Y.: 746
Iwashita N.: 221
Izawa Y.: 743
Izzo R.: P400

J

Jabbari R.: 518
Jachec W.: 46, 541
Jacobsen P.K.: P461
Jacon P.: 201, P1105, P395, P407, P910
Jadidi A.: 525, P1148, P1199, P1216, P340, P862
Jahnke C.: 203, P464, P926
Jain D.: 118, P884
Jais P.: 260, 519, 527, 533, 687, P1148, P1173
Jais P.I.E.R.R.E.: 691
Jais P.J.: 689
James S.: P1134, P329, P362, P367
Jang E.: P1195, P1196, P378
Jang E.S.: 1009
Jang J.-H.: 590
Jang S.W.: P397
Janousek J.: 538
Jansen H.: P298
Jansen J.A.: P791
Jansson V.: 199, 671
Janszky I.J.: 112
Januska J.: P1161, P830
Jarma J.: P751
Jauregui B.: 1018, P812
Jauregui-Garrido B.: 999
Jeevaratnam K.: P796, P801
Jelke F.: P1210
Jensen H.: P362
Jensen H. K.: 269, P769
Jensen H.K.: 111
Jensen J. M.: 269
Jensen-Urstad M.: P470
Jeong D.S.: P845, P846
Jeong H.K.: 61, P375
Jermendy Á.: P899
Jespersen T.: P885
Jesus Almendral Garrote J.A.G.: P890
Jesus L.D.: P872
Jez J.: P357
Ji S.Y.: 527, P1173
Jiang J.: 194
Jilek C.: 1012, 204, P348
Jimenez Sanchez D.: P860
Jimenez-Baena E.: P812
Jimenez-Bello J.: P1193, P1217, P319, P321
Jin J.: P1181
Jirak P.: P406
Jiravsky O.: P830
Johansen J.B.: 1072, 111, 669, P918
Johner N.: P1150, P354
Johnson M.: 540
Jondal M.A.R.Y. L.: 207
Jones D.: P367
Jones S.R.: P440
Jonsson A.: 1016
Jordaens L.: 198
Jorgensen O.D.: 669
Joung B.: 1008, 1009, 113, 524, P1185, P1195, P1196, P358, P378, P385
Jovanovic V.: 684, P810, P822
Juan Acosta J.A.: 1023
Juan Fernandez-Armenta J.F.: 1023
Juan Marques J.M.: P451
Jularic M.: P844
Julio Marti J.M.: 1023
Jurado Grisales J.C.: 685

K

Kaab S.: 1075, 116
Kachboura S.: P856
Kadhim K.: 1007, P1213, P380, P433, P929, P935
Kageyama S.: P755
Kakimzhanova B.: P760
Kalafateli M.: P931
Kalashnykova O.S.: P381
Kalejs O.: P383, P391
Kaliska G.: P1209
Kalman J.M.: 692
Kamenev A.V.: P864
Kamiya K.: P799
Kammler J.: P406
Kampangkaew J.: P382
Kanadasi M.: P460
Kanagaratnam P.: P1146
Kanda T.: P1169, P1201, P356, P773
Kapa S.U.R.A.J.: 207
Karamichalakis N.: P1174, P931

INDEX AUTHORS by index number

Karatas F.: P777
Kardos A.: P1108, P352, P471, P841, P898
Kardum D.: P1100
Karim R.: 744
Karjalainen P.P.: P1177
Karlsson L.: 1013
Karosiene Z.: P1133, P806
Karpenko I.: 270, P412
Karst E.: P897
Kartas A.: P386
Karvounis H.: P386
Kasai A.: P902
Kashimura S.: P932
Kasprzak J.D.: P866
Katayama H.: P852
Katsaras D.: P794
Katsivas A.: P851
Kauling R.M.: P917
Kautzner J.: 1015, 1017, 1022, 198, 534, P1182, P350, P357
Kawahito M.: P755
Kawai H.: P1169, P1201
Kaya E. B.: P1163, P313
Kaypakli O.: P777
Keating E.: P1151, P1152, P1171
Kece F.: P280, P833
Keegan R.K.: P1130
Kella D.: 119, P1218, P405, P927
Kella D.A.N.E.S.H.: 207
Keller H.: 60
Kellner S.: P431, P829
Kempny A.: P906
Kenneback G.: 1013, 1016
Kerber S.K.: P338
Kerr D.: P424
Kesek M.: 1013
Kestenbaum S.: 218
Khairy P.: P775
Khan M.: P462
Khanukov A.A.: P381
Khedher N.: P372
Khlynin M.: 115, 206, P436, P437
Khokhar K.: P1211, P380, P388
Khokhar K. B.: P433
Khokhar K.B.: P929, P935
Khomutinin D.N.: P351
Khoshkish S.: P798
Khoueiry Z.: P1115
Kietselaer B.L.J.H.: 275, P1138
Kik C.: 1004, P767
Kilic S.: P1122
Kilickap M.: 1020
Kiliszek M.: 747
Kim D.: P1195, P1196
Kim D.-H.: 590
Kim D.Y.: 117
Kim H.J.: P385
Kim I.S.: 113
Kim I.-S.: P385
Kim J.H.: P397
Kim J.S.: P845, P846
Kim J.Y.: 1009, 524, P1195, P1196, P378, P397
Kim K.I.M. S.E.: P1186
Kim M.H.: P1185
Kim R.J.: 268
Kim S.: P1146, P1148
Kim S.H.: P397
Kim S.J.: P880
Kim T.H.: 1009, 113, 524, P1185, P1195, P1196, P358, P378, P385
Kim T.S.: P397
Kim Y.G.: P848, P861, P868
Kim Y.H.: P358, P848, P861, P868
Kim Y.R.: P397
Kimura T.: P1101
Kindo M.K.: 1074, 223
Kip A.M.: 586
Kircanski B.: 684, P322, P810, P822
Kircher S.: P361
Kirchhof P.: P1184
Kirkfeldt R.: 669
Kis Z.: P1108, P291, P304, P352, P758, P841, P898
Kishihara J.: 224
Kiss D.: P446
Kistler P.: 692
Kitajima R.: P932
Kitamura T.: 260, 519
Kitamura T.K.: 689
Kiuchi K.: 743
Kiviniemi T.: P1177
Klatt N.: P844
Klaus S.: 118, P884
Klaver M.: P344, P394
Kleemann T.: 1075, P1221, P439, P463
Kleet A.: 998
Klein H.: P321
Klem I.: 268
Klersy C.: 543
Klier I.: P438
Klinkenberg T.J.: 1002
Kloosterman M.: 47
Kloppe A.: 1076, P1133, P316, P317, P806
Klotz N.: P306, P323
Klotz N.K.: 689
Kluck R.: P883
Klug D.: 1079, 201
Knecht S.: 208, P1128, P1153, P1229, P297, P849, P863
Knopp H.: 539, P1244, P464
Knops P.: 1004, P770
Knops R.: 1078
Knops R.E.: P1225
Ko K.-Y.: 590
Koa-Wing M.: P1146
Kobayashi T.: 221
Kobori A.: P1101, P342
Koc M.: P777
Koca H.: P777
Koch-Buettner K.: 204, P379, P843
Kocher S.: P1216
Koci E.: P400, P452
Kockova R.: 534
Kockskaemper J.: 193
Kocyigit D.: P1163, P313
Kodama T.: P940
Koehler J.: 39
Koenig S.: P790
Koenig T.: P1241, P402, P802, P928
Kojima T.: 221
Kolb C.: P379, P399, P843
Kolbe J.: P1133, P806
Kolokathis A.M.: P1174, P931
Komasa A.: P1101
Komiyama C.: P940
Komori A.: 221
Konstantinou A.: P349, P384
Konstantinou A.K.: P908
Koopman P.: 210
Korantzopoulos P.: P1245, P418
Kornej J.: 195, 203, P374
Kornmayer M.: 204, P379, P843
Kornowski R.K.: P459
Korshunov V.: P780
Korte S.: P803
Korver F.: P886
Kosiuk J.: P361
Kostopanagiotou G.: P794
Kosztin A.: P327
Kotsi E.: P386
Kottmaier M.: 204, P379, P843
Koudounis P.: P851
Koura T.: P932
Kouraki K.: P1221, P439, P463
Kovacs A.: P327
Kovacs Z.: P446
Kovacs Z.S.: 215
Kovanda J.: 538
Kowalewski C.A.B.: P847
Kozluk E.: 741
Kraft C.: P445
Krause R.: P447, P797
Krinochkin D.: P811
Kristensen A.E.: 1072
Kristensen C.B.: P885
Kristensen J.: 269, 532, 65, P331, P335, P876
Krivolapov S.: P939
Kronborg M.: 532, P823
Kronborg M. B.: 269
Kronborg M.B.: 48, P1170, P277, P331, P335, P364, P836, P840
Kronburg M.B.: P1214
Kruchina T.: P768
Krul S.P.J.: 1003
Krynski T.: P359
Krzyzanowski K.: 747
Kubala M.: P757
Kubieniec M.: P1220
Kubus P.: 538
Kucera M.: 38
Kucera P.: P326
Kucher A.: P1229
Kueffer T.: 38
Kuehl M.: 539
Kuehne M.: P1128, P297, P453
Kugler S.: 587
Kugler S.Z.: P299
Kuhne M.: 208
Kuiper H.R.M.: P1183, P795
Kuiper M.: P315

Kulakowski P.: 1025, P1222, P359
Kulkarni K.: P883
Kumagai K.: 675
Kumar A.: P469
Kumar S.: P288
Kuniss M.: P281, P336, P355, P754
Kupics K.: 528
Kurek A.: 222, 69
Kurklu S.T.: 1020
Kurose J.: 743
Kurtan B.: 215, P446
Kuschyk J.: 1077, 209, 56, P915
Kushumbaeva K.: P760
Kusljugic Z.: P1187
Kutarski A.: 46, 541
Kutyifa V.: P321, P327
Kuznetsov V.: P811
Kwan J.: 590
Kwan S.-W.: 590
Kypta A.: P406
Kyriakou P.: P426

L

La Greca C.: P1158
La Rosa C.: P925
Lackermair K.: P1220, P431, P829
Lago L.: P425
Laguna P.: P778, P780
Lairez O.L.I.V.I.E.: P774
Lallemand P.: P417
Lallemand P.M.: P757
Lam A.: 519, P855
Lamb H.J.: P1110, P776
Lamberti F.: 531
Lambiase P.: P918
Lambiase P.D.: P1151, P449
Landmesser U.: P278
Landolina M.: P1140, P283, P756
Lang C. C.: P420, P422
Langtved Pallisgaard J.: P455
Lanters E.A.H.: 1004, P1119
Lanza D.: 42, 43, P1132, P1143, P411
Lapage L.: 63, 64, P1227, P423
Lapenna E.: P838, P842
Laranjo S.: P761
Laroche C.: 1011, 1015, 1017, 198
Laroussi L.: P856
Larsen J.M.: 1072
Lasalvia L.: P913
Laskova H.: P369
Lau D.: 196, 50, P1189, P366, P433
Lau D. H.: P1211, P388
Lau D.H.: 1007, 52, 589, P1188, P1213, P380, P929, P935
Laugaudin G.: P1115
Laugsand L.E.L.: 112
Lavalle C.: 690
Lazaro C.: 591
Lazarus A.: 1079, 66
Le Berre R.: 44
Le Bras H.: 44
Le Polain De Waroux J.B.: P804
Leal C.: P414
Lebedev D.: P368, P820
Lebedev D.S.: P334, P864
Lebedeva V.K.: P334
Leclercq C.: P1140, P1235
Leclercq C.L.: 1074, 223
Lee D.H.: P880
Lee E.J.: P353
Lee H.W.: 117
Lee J. H.: P888
Lee J.H.: P358
Lee K. H.: 61, P375
Lee K.H.: P782
Lee K.N.: P848, P861
Lee M.H.: 1009, 113, 524, P1195, P1196, P358, P378, P385
Lee M.Y.: P397
Lee S.H.: 117
Lee S.R.: P353
Lee V.: P382
Lee W.: P1129
Leffler A.: P802
Lefroy D.: P1146
Leftheriotis D.: P794
Leggio M.: P870
Lehar F.: P357
Lehnart S.E.: P1223
Lehrmann H.: 525, P1148, P1216, P862
Leibowitz M.O.R.T.O.N.: P1207
Lejnieks A.: P383, P391
Lekston A.: 222
Lellouche N.: 740, P417
Lelonek M.: P866
Lemes C.: 520, 997, P1155, P1155, P1212, P278, P284, P286, P293, P296, P365, P398
Lemes C.H.: P835
Lemke B.: 1075, P1133, P806
Lendeckel U.: 193, 53
Lengauer S.: 204, P379
Lennerz C.: P399, P843
Leoni L.: P1156, P1234
Lepillier A.: 201
Leprince P.: 588
Lercher P.: P1140
Letsas K.: 1011, P1174, P828, P907, P931
Leung L.: 220
Lewalter T.: 1012, P348
Lewis M.: 530
Leyva F.: 273, 535, 667, P1136, P818
Li G.: P1204
Li X.: 1071, 58, 59
Li X.H.: P1243
Liang D.: 745
Lichtenauer M.: P406
Liebe V.: 1077, 209, 56
Lim B.: 1008
Lim P.B.: P1146
Lim Y.M.: 1009
Lin Y.S.: 214
Linde C.: 537
Lindhoff-Last E.: P384
Linhart M.: 999, P408, P871, P913
Linkhart M.: 1018
Linton N.: P1146
Linz B.: P798
Linz D.: 1007, 52, P1188, P1189, P1213, P366, P433, P798, P857, P929, P935
Linz D.A.: P380
Lioni L.: P931
Lip G.: 680, P869
Lip G.Y.H.: 1009, 200, 49, 674, P1177, P1181, P1187, P1195, P1196, P378, P934
Lira Y.M.: P814, P825
Liska B.: P1131
Lissoni F.: P914
Liu X.Q.: P1145
Liu Z.: P1145
Lizarraga G.: P781
Llerena Butron S.I.: P435
Lloret J.L.: P362, P367
Lluch E.: P1113
Lluis Mont L.M.: 1023
Lobban T. C. A.: P1200
Loebe S.: P926
Loeffler M.: 195
Loennechen J.P.L.: 112
Loewen A.: P823
Lombardi F.: P310
Longobardi M.: P896
Longstreth W.T.: P1178
Lonnerholm S.: 671
Lopes C.: P1123, P1198
Lopes R.D.: 70
Lopez Cabanillas N.: 685
Lopez Sendon J.L.L.S.H.: P1162
Lopez-Valero L.: P1193, P1217
Lopin D.: 270, P412
Lorenzi F.: 741
Losi M.A.: P400
Losik D.: P347
Lousinha A.: P392, P771, P921
Lovecchio M.: P870, P916
Lovric-Bencic M.: P1100
Lowe M.D.: P1152
Lozano-Granero C.: P905, P937
Lozek M.: 538
Lu S.: 200
Lubberding A.F.: P885
Lucca U.: 49
Lucciola M.: P909
Lucic J.: P1210
Luermans J.G.: 275, P1138
Luermans J.G.L.M.: P456
Luethje L.: P1223
Luha O.: 678
Luis Aguinaga L.A.: 1023
Luis Tecedor L.T.: 1023
Lukac P.: P362
Lunati M.: 1076, P1098, P1140, P1141, P283, P756, P873, P895
Lupo A.: P425
Lurina B.: P383, P391
Luzi M.: P873
Luzzi G.: P1141
Lyan E.: P1099, P1109, P753
Lyngbakken M.N.: P865
Lynge T. H.: 1001

INDEX AUTHORS by index number

M

Ma C.S.: 200
Maack C.: P798
Maass A. H.: 271, 681
Maass A.H.: P320
Mabo P.: P1235
Macias M.: P303, P787
Maciel M.J.: P465
Macle L.: P775
Macleod R.S.: P1125
Macraild A. J.: P420, P422
Maddaluno F.: 693, P938
Maddox W.: 527, P1173
Madeira M.: P305
Madsen P.: P390
Maechler H.: P1197
Maeno K.: P902
Maffessanti F.: P282
Magalhaes A.: P878
Maggioni A.: 1011, 1015
Maggioni A.P.: 1017, 198
Maglia G.: 267, 741
Magnani A.: P1142
Magtibay K.: 1019
Magyar J.: 215, P446
Mahajan R.: 196, 50, 52, 589, P1188, P1189, P1211, P366, P380, P388, P433, P929, P935
Mahapatra S.: P897
Mahfoud F.: P1210
Mahnkopf C.: P1104, P339, P360
Mahnkopf C.H.: P341
Maier S.: 1075
Major T.: P471
Malacrida M.: 267, 690, 693, P1142, P330, P441, P914, P925, P938
Malagoli A.: P815
Malhotra A.: 517
Malmborg H.: 671
Malveira P.: P392
Mamezhanova L.: P772
Mammadov G.: P1122
Mancusi C.: P400
Manes M.T.: P887
Manfrin M.: P1098, P1103
Mangiacapra F.: P454
Mangner N.: P464
Mangoni Di S Stefano L.: 1076
Mangual J.: 686, P1140
Mann I.: P1146
Manninger M.: 60, P1197
Mannucci P.M.: 49
Mano T.: P1169, P1201, P356, P773
Manola S.: P1187
Manotta L.: 1076
Manousek J.: P1161, P830
Mansour M.: P897
Mansourati J.: 1079, 201, 44, P474
Mantica M.: 748
Mantovan R.: P468
Mantziari L.: 219
Manuel Fresno M.F.: P451
Manzo M.: P925
Marazzi R.: 213
Marcantoni L.: 42, 43, P1132, P1143, P1242, P411
March Vecchio N.: P751
Marchal G.A.: P791
Marchandise S.: P804
Marchese P.: P430
Marchionni N.: 212, 217, P889
Marco Del Castillo A.: P905, P937
Mareev Y.V.: P421
Margitfalvi P.: P1131
Margulescu A. D.: P373
Margulescu A.D.: P1233
Mariani M.: 1002
Marijon E.: P417
Marijon E.M.: 1074, 223
Marin J.E.: P1117, P415
Marinakis A.: P318
Marin-Gomez M.C.: P321
Marinheiro A. R.: 68, P1123, P1198, P1205
Marinheiro R.: 677, P1120, P786
Marinho V.: P403, P809
Marini M.: P330
Marinkovic M.: P892
Marino P.: P1142
Markovic N.: P892
Markovitz C.: 688, P361
Markstein V.: 525, P1148
Markus Linkhart M.L.: 1023
Marques C.: P414
Marques L.: P1231
Marques P.: P878
Marquie C.: 1073
Marras E.: P894
Marschang P.: P389
Marshall H.: 273, 667, P1136, P818
Martin Arceluz M.A.: P890
Martin C.: 519
Martin C.M.: 689
Martin G.: P1179
Martin J.: 591
Martin M.: P1234
Martin Mendez L.: P414
Martin R.: P1174, P931
Martinez Ferrer J.B.: 1076, P1228, P443, P874
Martinez J. P.: P780
Martinez J.P.: P778
Martinez M.: 1018, 999, P290, P294, P871, P913
Martinez Sande J. L.: 40
Martino A.M.: P821
Martins Do Rego Farinha J. M.: 677
Martins R.: P1235
Martins R.P.M.: 1074, 223
Martins-Oliveira M.: P771
Marzi A.: 996
Masceroni J.: P325
Massberg S.: 116
Masse S.: 1019
Massin F.: P1115
Mastroroberto P.: P450
Masuda M.: P1169, P1201, P356, P773
Matangi M.: P1192
Matasic R.: P1100
Mateu-Gisbert E.: P319
Mathew S.: 520, 997, P1155, P1155, P1212, P278, P284, P286, P293, P296, P365, P398, P835
Matia R.: P905, P937
Matiello M.: P826
Matkovic M.: 684
Matos D.: P458
Matrai P.: 1010
Matsuda H.: P401
Matsuda Y.: P1169, P1201, P356, P773
Matsumoto Y.: P342
Matta M.: 694
Maurer T.: 520, 997, P1155, P1155, P1212, P278, P284, P286, P293, P296, P365, P398, P835
Maurizi N.: 212, 217, P889
Maurovich-Horvat P.: P345, P899
Maurovich-Horvat P.Á.L.: 202
Maury P.: 527, 691, P1173, P774, P789
Mayer J.: 48, P1170, P1214, P277, P364, P836, P840
Maykov E.B.: P1147, P343
Mazuelos F.: P443
Mazza A.: P870
Mazzone G.: P909
Mazzone P.: 694, 996, P922
Mcadam B.: P1176, P1238
Mcclellan A.: 692
Mcelderry T.: 527, P1173
Mcevoy D.: P1213
Mcevoy D.H.: 1007
Mcevoy R.D.: P857
Mcintyre W.F.: 47
Mclennan E.: 589
Mcnitt S.: P321
Mcnulty D.: 535
Mcspadden L.: 686, P1140
Mcspadden L.C.: P775
Medeiros-Domingo A.: P855
Medina A.: P750
Medina-Palomo C.: P1106
Mehta R.: P1218
Mehta R.A.M.I.L.A.: 207
Meier C.: 745
Meine M.: 271, P320, P324, P803
Mekies L.: 216
Melchior T.M.: 1072
Melfi R.: P454
Meludini R.: P1218
Menardi E.: P441, P914, P925
Mendes M.: P458
Mendez Zurita F.: P1243
Menichetti F.: P370
Merce J.: P1114, P1179
Mercedes Ortiz Paton M.O.P.: P890
Merino J. L.: P1164, P800
Merino J.L.: P1181, P367
Merino Llorens J.L.: 257
Merino Llorens J.L.M.: P1162
Merino M.: P1181
Merino-Llorens J.L.: P1118
Merkely B.: 202, P1135, P1181, P299, P327, P345, P824, P882, P899, P901, P904
Merlotti G.: P914
Mesquita J.: 523, P409, P458

INDEX AUTHORS by index number

Metzner A.: 520, 740, 997, P1155, P1155, P1212, P278, P284, P286, P293, P296, P298, P365, P398, P835
Meyer C.: P844
Mezzetti M.: P873
Michalski R.: P402, P928
Michele D.: 216
Michels M.: P917
Middeldorp M.: 196, P1189
Middeldorp M. E.: P1211, P388
Middeldorp M.E.: 52, P1188, P380
Middledorp M.: P1213
Migliaro G.: P454
Migliore F.: 55, P1234, P330, P912, P916, P922
Mihl C.: 275, P1138
Mijic D.: P1133, P806
Mikel Martinez M.M.: 1023
Mikhailov E.N.: P864
Mikheenko I.: 742, P347
Milasinovic A.: P322, P810, P822
Milasinovic G.: 684, P322, P810, P822
Milicic D.: P1100
Milner J.: P305, P403, P809
Milstein N.: P850
Min K.J.: P861
Minami K.: 675
Minati M.: P821
Minin S.: P347
Minners J.: P1216
Mira A.: P913
Miracapillo G.: P441
Miracle Blanco A.: P427
Miranda C.: 677
Miranda J.: P465
Miranda-Arboleda A.F.: P1137
Mironov N.U.: P1147, P343
Mishima R.: P935
Mishima R. S.: P433, P929
Misima R.: P380
Mistry A.: 1071, 58
Miszczyk L.: 544
Mitani H.: P940
Mitlacher M.: P339
Mitrofanova L.B.: P864
Mittal S.: P850
Miwa Y.: P282
Mizia-Stec K.: 51
Moccetti T.: 543, P282
Moeller D.S.: P390
Moeller V.: 542, P1168
Moeller V.M.: P1230
Moertl D.: 60
Moeyersons J.: P292
Mogelvang R.: P885
Moiseeva O.M.: P864
Molina Ramos A.I.: P1106
Moller D. S.: 1006
Molnar D.: P352
Molnar L.: P1135, P824
Molon G.: P1098, P1103, P283, P895
Momoi M.: P932
Momot A.P.: P1206
Mondesert B.: P775
Mondoly P.: 1073, 66
Mondoly P.I.E.R.R.E.: 691, P774, P789
Mondoly P.M.: 1074, 223
Mondragon I.: P751
Mongiello F.: P400, P452
Monserrat L.: 216
Mont L.: 1014, 39, 529, 545, P1228, P290, P294, P373, P408, P783, P826, P871, P874
Montalescot G.: 201
Monteil B.E.N.J.A.M.: 691, P774, P789
Monteiro A.: P392, P921
Monteiro N.: P761, P839
Montes De Oca R.: P1164, P800
Montes De Oca R.V.: 257
Montesdeoca Martinez R.V.M.M.: P1162
Monzo L.: P821
Moore Moris T.: 588
Moraes E.R.F.L.: 70
Morais C.: P859
Morais L.: P392
Morales H.G.: P1113
Moran D.: P1165
Morani G.: P920
Morell-Cabedo S.: P1193
Moreno Arribas J.: P1228, P874
Moreno J.: P905, P937
Moreno Vinues C.: P414
Moreno Weidmann Z.L.: P1199, P340
Moreno-Weidmann Z.: 525, P1148, P862
Moretti L.: P430
Morgado F.: 523, P458
Morgado F.B.: P409
Morgan J.M.: P911
Mori H.: 221
Mori S.: 743
Morise M.: P940
Morita J.: P1172, P387, P933
Morkedal B.M.: 112
Mornos C.: 272
Morosato M.: P920
Morozov A.N.: P1149
Morris G.M.: 692, P467, P472, P473
Morton J.: 692
Mortsell D.: 671
Moss A.: P321
Mostovoy Y.: P419
Motloch L.: P406
Mounsey J.: P1173
Mounsey J.P.: 527
Mountney P.: P333
Mourali M.S.: P371, P372
Mouws E. M. J. P.: 1004, P765, P767, P770
Moya Mitjans A.: P435
Muegge A.: P1133, P316, P317, P806
Mueller A.: 211
Mueller C.: P453
Mueller-Edenborn B.: 525, P1148, P1199, P1216, P340, P862
Mueller-Leisse J.: P1241, P402, P802, P928
Muench J.: P844
Muessigbrodt A.: 539, P1232, P464
Mugnai G.: P896, P920
Mujovic N.: P892
Mukamal K.M.: 112
Mullerova A.: P369
Mulpuru S.: P1218, P927
Mulpuru S.I.V.A.: 207
Munawar D. A.: P1211, P388, P433
Munawar D.A.: P1188, P380, P929, P935
Munawar M.: P380
Munoz M.: P826
Muraji S.: 221, P1240
Musat D.: P850
Music L.J.: P1187
Musiol S.: 218
Muskens A.J.Q.: P1119
Myrda C.: 222
Mysuta M.: P781

N

Nacsev K.: P1108
Nagamatsu Y.: 743
Nagase T.: P349, P384, P393, P827, P908, P936
Nagashima M.: P1172, P387, P933
Nagy A.I.: P1135, P899
Nagy K. V.: P299
Nagy K.V.: P1135, P899, P901
Nagy N.: 587
Nagy S.: P1146
Nagy V. K.: P904
Nagy Z.: P1108, P352, P841, P898
Naimushin A.: P416
Naimushin E.: P416
Naimushin M.A.: P864
Naito S.: 675
Nakamura H.: 224
Nakamura K.: 675
Nakamura Y.: P1144
Nakano E.: P401
Nakano M.: 221
Nakata T.: 57
Nakato T.: 57
Nalbantgil S.: P1122
Nam G.B.: P358
Namdar M.: P1150, P354
Nanasi P. P.: 215
Nanasi P.P.: P446
Nannenberg E.A.: P791
Nanthakumar K.: 1019
Nanto K.: P1169, P1201
Napoli L.: 213
Napoli V.: 213
Narasimhan C.: P288, P469
Narayan S.M.: P847
Narducci M.: P441, P925
Narducci M.L.: P914
Narita K.: P940
Nascimento J.: P305
Navarro A. M.: P443
Naymushin M.: P368
Nayyar S.: 1019
Nazeri A.: P382
Nechepurenko A.: P1224
Neculau G.: P1184
Nedios S.: 203
Neefs J.: 1003
Negishi K.: P932

INDEX AUTHORS by index number

Negro M.C.: P896
Nemeskeri A.: 587
Nenna A.: P454
Nentwich K. M.: P338
Nestelberger T.: P453
Neto A.: P1231
Neto M.: 523, P409
Neumann F.J.: P1216
Neumann T.: P281, P336, P355, P754
Neuss M.: P1168
Neuss M.N.: P1230
Neuwirth R.: P830
Neuzil P.: P357, P918
Neven K.: P930
Neves R.A.L.: P872
Ng F.S.: P1146
Ng G.A.: 1071, 58, 59
Nguyen B.O.: 54, P1175
Nguyen K.: P1234
Nguyen U. C.: 275, P1138, P328
Nguyen U.C.: P1202
Nicolaeva M.G.: P1206
Nicolson W.B.: 59
Niebla M.: 545
Niederer S.: 533, 687, P333
Niederhauser T.: 38
Niedziela J.: 222
Niedziela J. T.: 544
Nielsen J.: 532
Nielsen J. C.: 269, P876
Nielsen J.C.: 1072, 111, 65, 669, P331, P335
Nielsen J.L.: 1001
Nifontov S.E.: P1149
Nigro G.: P441, P916
Nijveldt R.: 268, P320
Nikas D.: P418
Nikcevic G.: P322, P810, P822
Nikitin N.: P347
Nikolaeva O.A.: P351
Nikolaienko T.: P805
Nikrus N.: P391
Nisbet A.: 692
Nisbet A.M.: 218
Nishioka T.: 57
Nishiyama N.: P940
Niwano S.: 224
Nobili A.: 49
Noel A.: 44, P474
Noelker G.: 740
Nof E.N.: P459
Nogami A.: P401
Nogueira Silva M.: P831
Norgaard B. L.: 269
Norman M.: 220
Normand C.: 537
Notarstefano P.: P441
Noten A.M.E.: P758
Noti F.: P855
Noventa F.: P1132, P1143
Novik G.: P768
Novikov P.: P1147, P343
Ntalas I.: P418
Ntep-Gweth M.: 47
Nuernberg J.H.: P298
Nunez Garcia M.: 744
Nunez Martinez J.M.: P432
Nuria Girones N.G.: P451
Nyns E.C.A.: 586

O

O'brien J.: 118, P1238, P884
Obrist D.: 38
Occhetta E.: P1142
O'connor C. T.: P1176
Oddershede G.D.: P390
Odeneg T.: 60
Oezkartal T.: 543, P282
Oh I.Y.: P888
Oh J.H.: 117
Oh S.: P353, P779
Oh S.K.: P848, P861
Oh Y.S.: P397
Ohashi T.: P1169, P1201, P356, P773
Ohm O.J.: P285
Oikawa J.: 224
Oka T.: P1154
Okamoto S.: P1169, P1201
O'konu S.: 212
Okubo K.: 996
Okuno S.: P1169, P1201
Oldgren J.: 47
Oleichuk E.: P768
Oliveira J.A.: P771
Oliveira M.: P392, P921
Oliveira M. M.: P839
Oliveira M.M.: P761, P831
Oliveira S. M.: P465
Olivotto I.: 212, 217, P889
Olson N.O.R.A.: 207
Omland T.: P865
On Y.K.: P845, P846
Onetto L.O.: P1130
Onodera T.: P755
Opacic D.: P315
Ordonez A.: P290, P294
Orellana H.: P1106
Orini M.: P1151
Orlando F.: P909
Orosco A.: P751
O'Rourke B.: P440
Orshanskaya V.S.: P864
Orski Z.: 747
Ortega M.: 257, P1164, P800
Ortega Marcos J.: P860
Ortega Molina M.O.M.: P1162
Ortiz M. R.: 591
Ortiz-Perez J.T.: 1018
Orvin K.O.: P459
Osada Y.: 221
Osmancik P.: P410
Osorio P.: P392, P921
Osswald S.: 208, P1128, P297
Ostojic M.C.: P1219
Oszheimer I.: P901
Osztheimer I.: P1135, P299, P899, P904
Ottoffy M.: 1010
Ouali S.: P371, P372
Ouyang F.: 520, 997, P1155, P1155, P1212, P278, P284, P286, P293, P296, P298, P365, P398, P835
Oyanagi T.: 221
Ozbaran M.: P1122
Ozbay B.: P1122
Ozbicer S.: P777
Ozcan E.E.: P1135, P899, P901
Ozturk P.: P1122
Ozyuncu N.: 1020
Ozyurek E.: 1020

P

Paar V.: P406
Pachon M.: 1014, 529, P1121
Pachon N.: P1121
Padeletti L.: 274, 531, 695, P1098, P279, P283, P756, P873, P894
Padilha J.C.: P872
Padmanabhan D.: 119, 207, P1218, P927
Paetsch I.: 203, P464, P926
Pagava Z.: P309
Paglino G.: 996
Pak H.N.: 1008, 1009, 113, 524, P1185, P1195, P1196, P358, P378, P385
Palanca V.: P319
Palanca-Gil V.: P1193, P1217
Palazzo A.: P781
Palmisano P.: 267, P330, P916
Pambrun T.: 519
Pambrun T.P.: 689
Panbachi S.: P885
Pandozi C.: 690, P1166
Panella A.: 693
Pani A.: P1166
Panting J.: 273, 667, P1136, P818
Pap R.: 225
Papadakis M.: 1000, 517
Papadimitraki E.A.: 673
Papavassiliu T.: 1077, 209
Papelbaum B.: P872
Paperini L.: P370, P404
Papp R.: P1135
Pappone C.: 686, P1140
Paquette M.: 200
Pardeo A.: 41
Paret R.: 44
Parimbekov A.: P760
Parisi Q.: 267, P925
Park C.: P1199, P340
Park H.: 741
Park H.S.: P848, P861
Park H.W.: 61, P375, P782
Park J. S.: P880
Park J.-H.: 590
Park J.J.: P888
Park J.S.: 117
Park K.M.: P845, P846
Park S.-D.: 590
Park S.J.: P845, P846
Parkash R.: 47
Parollo M.: P370
Parreira L.: 677, 68, P1120, P1123, P1198, P1205, P409, P786

INDEX AUTHORS by index number

Parwani A.S.: P1190
Paschou E.: P386
Pascual Gonzalez G.: P435
Pasdois P.: P315
Pasquie J.L.: P1115
Passafaro F.: P788
Passantino S.: 212, 217, P889
Passos L.C.S.P.: P814, P825
Pastore G.: 42, 43, P1132, P1143, P1242, P411
Pastori D.: P312
Patel K.: 273, 667, P1136, P818
Patel P.: P382
Pathak R. K.: P1211
Patsalis P.: P316
Patten M.: P844
Pausch H.: P379
Pavin D.: P1235
Pavlicek V.: P1210
Pavlov A.: P1182
Pavlovic S.: P822
Pavlovic S.U.: 684, P322, P810
Paya R.: P321
Paya-Serrano R.: P1193, P1217, P319
Pazdyga A.: P875
Paziaud O.: 201
Pecora D.: P1141, P1158, P330
Pedersen S.S.: P918
Pedrote A.: 999, P812
Pego M.: P305, P403, P809
Pehrson S.: P461
Peichl P.: 1022, P1182, P350, P357
Peinado R.: 591, P1118
Peiro O.: P1179
Pellegrini G.: P919
Peltzer M.: P781
Penafiel P.: P1121
Pena-Hernandez J.L.: P1106
Penco M.: P821
Penela D.: 1018, 213, 999, P290, P294, P778, P780, P783
Penela Maceda D.: P1166, P893
Pepe M.: 693
Pepi P.: P279, P330
Peralta O.: 545, P871
Perdomo D.: P1217
Perea R.: P826
Perea R.J.: 1018
Perego G.B.: P1098, P279
Pereira M.: P839
Peretto G.: 1021, 995
Perez L.: P1228, P443, P874
Perez Rodon J.: P435
Perez-Villacastin J.: 1014, 529
Perge P.: P824, P904
Pergola V.: P400, P452
Perian M.: P314
Perrin T.: 1079
Perrone C.: P873
Perrotta L.: P349, P384, P393, P936
Perrotta L.P.: P827, P908
Peruzza F.: P922
Pervez O.M.: P865
Pesl M.: P357
Peters N.S.: P1146
Petrescu L.: 272
Petretta A.: 41
Petscher K.: 526, P276, P445, P759
Pevzner A.V.: P1147, P343
Pezone A.: P450
Pezo-Nikolic B.: P1100
Philbert B.T.: 1072, 669
Phlips T.: P849
Picarelli F.: P454
Picariello C.: 42, 43, P1132, P1143, P411
Piccolo F.: 690
Pieragnoli P.: 546, P1103, P1236, P279, P756, P895, P916
Pierantozzi A.: P914
Pierre B.: 201, 680, P1160, P869
Pierre B.P.: 1074, 223
Piers S.R.D.: 522, 993
Piersma F.R.: 1003
Pieske B.: P1190, P311
Pignatelli P.: P312
Pijnappels D.: 522
Pijnappels D.A.: 586
Pilichowska-Paszkiet E.: P359
Pimenta R.: P761
Pinto F.F.: P761
Pinto P.: P1231
Piorkowski C.: 48, P1170, P1214, P277, P364, P823, P836, P840
Piot O.: 201
Piotrowski R.: P359
Piros K.: P1135, P904
Pisano' E.: 274, 531, 695, P894, P916
Pisapia A.: P367
Pison L.: 1011, P1159
Plakoutsi S.: P1245
Planes X.: P784
Plank F.: P389, P832, P853, P854
Platonov P. G.: P769
Plaza P.: 544
Plenge T.: P284, P286
Ploux S.: P306, P323, P886
Pluteanu F.: 193
Pluymaekers N.A.H.A.: P456
Poci D.: 1013, 1016
Podziemski P.: P1183
Poels P.: 63, 64, P1227, P423
Pokushalov E.: 1011, 1015, 1017, 198, 742, P347
Polasek R.: P326
Polewczyk A.: 46, 541
Polewczyk M.: 46
Polin B.: P1235
Polonski L.: 69
Polonsky B.: P321
Polovina M.: P1215, P1219
Polyakova E.: 672
Ponikowski P.: 537
Pons F.: 66
Popescu M.I.: P858
Popov S.: 115, 206, P436, P437, P820, P820, P939
Popov S. V.: P834
Porro R.: P1228, P443, P874
Porta Sanchez A.: 1019
Porter B.: 45, 533, 687, 994, P1134, P329, P333, P793
Portugal G.: P392, P771, P831, P839, P921
Postema P.G.: P791
Potenza D.: P925
Potpara T.: P1187, P892
Potse M.: P447, P797
Pott A.: 526, P276, P445, P759
Poulikakos D.: P919
Pouliquen M.C.: P474
Pradella M.: 208
Prado J.: 119
Pravosudovich S.A.: P381
Pregaldini F.: P855
Preminger M.: P850
Prenna E.: P1142
Primessnig U.: P311
Prinzen F.: P886
Prinzen F. W.: 271, 681
Prinzen F.W.: 275, P1136, P1138, P323, P328
Prisecaru R.: P1116
Prochazkova R.: P410
Proclemer A.: 1076, 531
Prohaszka Z.: P824
Proietti M.: 49, 674, P1177, P934
Provasi E.: P310
Providencia R.: P1151, P1152, P1171
Pu L.: 48, P1170, P1214, P277, P364, P836, P840
Puceat M.: 588
Puelacher C.: P453
Pugh P.J.: 673, P318
Pukite K.: P391
Puljevic D.: P1100
Puljevic M.: P1100
Pupkevica I.: P391
Purmah Y.: P1184
Pushkareva I.: P768
Putnik S.: 684
Pyka L.: 222, 69

Q

Qile M.: P1239
Qiu T.: 273, 535, 667, P1136, P818
Quaglia C.: 66
Quartieri F.: P441
Quenum S.: P757
Quesada A.: P924
Quesada Dorador A.: P1217, P319, P321
Quesada Ocete B.: P1217, P319
Quesada-Dorador A.: P1193
Quesada-Ocete B.: P1193, P321
Quintern V.: P1179
Quirino G.: 695
Qureshi N.A.: P1146

R

Raciti G.: 527, P1173
Racz G.: 587
Raczak G.: P875
Radinovic A.: 694, 996, P1203, P785
Radojevic J.: P307
Radovanovic N.: 684, P322, P810, P822

INDEX AUTHORS by index number

Radu A.: P466
Rafael Bonfante R.B.C.: P451
Ragab A. A.: P1119
Ragni L.: P454
Raharjo S. B.: 1005
Rahn N.: P832
Rahue W.: P283, P756, P895
Raine D.: P362, P367
Rajamani S.R.: P791
Rajani R.: P333
Rajappan K.: P897
Raju H.: 220
Ramdat Misier A.R.: P301
Ramdjan T.T.T.K.: P767, P770
Ramirez J.D.: P1137
Ramirez Rodriguez A.M.: 683, P813, P816, P817, P819
Ramirez Rodriguez R.: 683, P813, P816, P817, P819
Rammer M.: 678
Ranganathan D.R.: P1176
Rapacciuolo A.: P330, P400, P452
Rapierski P.: 526
Rasmussen M.: 65, P876
Rasputina L.: P419
Rathod V. S.: P449
Rattanakosit T.: P366
Rav Acha M.: P750
Rawlins J.C.: 259
Ray D.: 535
Razavi R.: 994, P328, P333
Razeghi O.: P333
Razouk A.: P1210
Rebellato L.: 274
Recchia A.: 49
Rechner M.: P355
Reddy P.: P469
Reddy V.: P357
Reed M. J.: P420, P422
Reents T.: 204, P379, P843
Reges O.R.N.A.: P1207
Reggiani A.: 267
Regoli F.: 543, P282
Reichlin T.: 208, P1128, P297, P453
Reid S.: P315
Reinhardt A.: P298
Reinsch N.: P930
Reis Santos K.: P1120
Reissmann B.: 520, 997, P1155, P1155, P1212, P278, P284, P286, P293, P296, P365, P398, P835
Reiter I.: 216
Rekvava R.: P309, P760
Remme C. A.: P791
Rensing B.: P394
Restovic G.: P913
Rexha E.: P1212
Rho T.H.: P397
Riahi L.: P1116
Riahi S.: 1072
Ricciardi D.: P454
Ricciardi G.: 546, P1236, P330
Richer L.P.: P775
Richter S.: 539, 688, P1232, P1244, P361, P464, P926
Richter U.: 48, P1170, P1214, P277, P364, P823, P836, P840
Rickard J.: P877
Ridocci-Soriano F.: P319
Riedl J.: P1212
Rienstra M.: 1002, 54, P1175, P320
Riera Musach M.: P435
Riesinger L.: P1220, P431, P829
Rihal C.: P1218
Rijnierse M.T.: 62
Rillig A.: 520, 997, P1155, P1155, P278, P284, P286, P293, P296, P365, P398
Rinaldi C. A.: 533, 687, P1134, P329
Rinaldi C.A.: 45, 994, P328, P333, P793
Ringborn M.: 1013, 1016
Ringlage H.: 209
Rinuncini M.: 42, 43, P1132, P1143, P411
Riou Franca L.: 200
Risgaard B.: 1001
Ritter P.: 1079, 39, 686, P306, P323
Riva E.: 49
Rivard L.: P775
Rivas Gandara N.: P435
Rivaud M.R.: P791
Rivera S.: P751
Rivetti L.: P468
Rizas K.: 116, P431, P829
Rizzo A.: P912
Roberts P.R.: 259, P911
Robotti F.: P919
Roca Luque I.: P435
Rodrigo M.: P847
Rodrigues G.: P458
Rodrigues R.: P786
Rodriguez Angulo H. O.: P451
Rodriguez Font E.: P1243
Rodriguez Garcia J.: P435
Rodriguez Munoz D.: P905, P937
Rodriguez-Manero M.: 40
Rodriguez-Padial L.: P1121
Roeger S.: 209, 56
Roever C.: P1223
Rogani S.: P404
Roger S.: 1077, P915
Rogovskaya J.: 115
Rollin A.N.N.E.: 691, P774, P789
Romandini A.: P430
Romanov A.: 742, P347
Romanov D.: 1011
Roncon L.: 42, 43, P1132, P1143, P1242, P411
Roos-Hesselink J.W.: P765, P767, P770, P917
Roque D.: P859
Rordorf R.: P1140, P1141
Rosan L.: P858
Rosenbaum M.: 530
Rosenheck S.: P923
Rosenqvist M.: P376, P867
Rosier A.: 1079
Rosjo H.: P865
Rossi L.: 213, P1166, P815, P893
Roten L.: 745, P855
Rothman K.J.: 200
Rottbauer W.: 526, P276, P445, P759
Rotter N.: P369
Rottner L.: P1212, P398, P835
Roubicek T.: P326
Rousseva E.: P379
Rouviere P.R.: 1074, 223
Roux J.E.A.N. R.: 691
Rovaris G.: 741, P1098, P283, P873
Roy K.: 219
Rubboli A.: P1177
Rubini-Costa R.: P1193, P1217
Rubini-Puig R.: P1193, P1217
Rubio Campal J.M.: 198, P427
Rubleva Y.V.: P421
Rudbeck-Resdal J. T. R.: 111
Rudic B.: 1077, 209, 56, P915
Rudzik R.: P466
Ruggiero A.R.: P788
Rughetti R.: 212
Ruiz-Granell R.: 1014, 529
Ruiz-Moliner C.: P1193, P1217
Ruiz-Salas A.: P1106
Ruprecht U.: P930
Ruschitzka F.: 537
Russell S.: P467
Russo M.: 690
Rybka L.: P1161, P369, P830
Ryu A.J.: 1008
Ryu H.: 1008
Ryu K.: 688, P775
Ryu S.: P378
Ryzhkov A.V.: P334

S

Sa C.: 677, 68, P1123, P1198, P1205, P786
Sabti Z.: P453
Sacher F.: 519, 527, P1173
Sacher F.R.E.D.E.R.: 691, P789
Sacher F.S.: 1074, 223, 689
Sachsenhauser V.: 60
Sadoni S.: P438
Sadoul N.: 1073, 1079
Sadron M.A.R.I.E.: P774, P789
Saenz G.: P1137
Sagarra J.: P913
Saggu D.: P288, P469
Saghy L.: 225
Sagone A.: P895
Saguner A. M.: P1204
Sahin D.Y.: P777
Sahiner M. L.: P1163, P313
Saito C.: 746
Sakabe S.: P902
Sakai M.: P932
Sakellaropoulou A.: P1174, P828, P907, P931
Sakhi R.: P917
Sala S.: 996
Salden O.A.E.: P320
Salgado R.: 591
Salghetti F.: P1165
Sallo Z.: P1135, P299, P904
Salsbury G.A.: P449
Salvador O.: P1118
Salvador-Montanes O.: P1121

INDEX AUTHORS by index number

Salvage S.: P801
Samaras A.: P386
Sammoud K.: P371, P372
Samo-Ayou R.: 1013, 1016
Sampietro Colom L.: P913
San Antonio R.: 545, P408, P871
Sanchez Garcia M.: P860
Sanchez M.: 1014
Sanchez Pablo R.: P860
Sanchez-Borque P.: P427
Sanchez-Perez I.: P905, P937
Sander J.: 1025, P1222
Sanders K.: 673, P318
Sanders P.: 1007, 196, 197, 50, 52, 589, P1188, P1189, P1211, P1213, P366, P380, P388, P433, P798, P857, P929, P935
Sandilands A.J.: 59
Sanner K.: P802
Santamaria M.: P923
Santarpia G.: P788
Santoro F.: 114, 520, 997, P1155, P284, P286, P293, P296, P365, P398
Santoro M.: 682
Santos A.: P392
Santos B.: P1123
Santos I.: 523, P409, P878
Santos M.: P809
Santos Ortega A.: P435
Santos S.: P1179
Sanz E.: P1179
Sanz-Girgas E.: P1114
Sapelnikov O.V.: P351
Saplaouras A.: P1174, P828, P907, P931
Saporito D.: P441, P925
Sapozhnychenko L.V.: P381
Saraf K.: P467, P472, P473
Sarnicola M.L.: P310
Sarrias A.: 529
Sasaki O.: 57
Sasaki Y.: P1101, P342
Sasov M.: P1131
Satake S.: P900
Satoh A.: 224
Sattler S.M.: P885
Saugmann P.: P390
Sause A.: P1167, P281, P754
Savarese G.: 267
Savastano S.: P1141
Sawan N.: P1099, P1109, P753
Sazonova S.: P436, P437
Scaglione M.: 693
Scavee C.: P804
Scazzuso F.: P751
Schaeffer B.: P844
Schaer B.: P1128, P297
Schalij M.: 521
Schalij M.J.: 1078, 586, P280, P833
Scherr D.: 1011, 1017, 60, 678, P1197
Schgoer W.: P389, P808, P832
Schiedat F.: P1133, P316, P317, P806
Schillaci V.: 748, P938
Schilling R.J.: P1151, P1152, P1171
Schinkel A.F.L.: P917
Schlindwein F.S.: 59
Schlitt A.: P1177
Schlueter M.: P398
Schmidt B.: 1011, 1017, P349, P384, P393, P936
Schmidt B.S.: P827, P908
Schmidt G.: 211
Schmidt T.: 997, P1212, P823
Schmitto J.D.: P928
Schoene D.: P316, P317
Schoenleitner P.: P315
Schoenmakers M.: P448
Scholten M.: P918
Schotten U.: P1159, P1183, P315, P447, P795, P797, P798
Schuhmann C. G.: P1220
Schukro C.: P307
Schumacher B.: 1012
Schumacher K.: 203, P374
Schurmans J.: 210
Schurmans W.: P302, P337
Schuster P.: P1127, P285
Schwab C.: 67, P1104, P341, P360
Schwab S.: P339
Schwagten B.: 528, P1116
Schwartz Y.: 742
Schwertner W.: P327
Sciarra L.: 748, P1103, P279, P283, P756
Scridon A.: P314
Seabra D.: P1231
Sebag C.: P417
Sebai F.A.T.H.I.A.: P789
Sedlacek K.: 534
Seethamraju K.: P396
Seewoester T.: 203, P926
Seferovic P.: P1215, P1219
Segan L.: 692
Segev A.S.: P459
Segreti L.: 541, P370, P404
Seifert M.: 542, P1168
Seiler J.: P855
Seixo F.: P786
Semmler V.: 204, P379, P843
Senatore G.: P1103, P756, P895
Senges J.: 1012, 1075
Serban R.C.: P314
Serbanescu I.C.: P1233
Serdiuk S.E.: P421
Sermesant M.: P457
Serna M.: P1117
Serra L.: P784
Serrano I.: P1114, P1179
Servatius H.: P855
Seyfarth M.: P1167
Shabanov V.: 742, P347
Shah D.C.: P1150, P354
Sharma S.: 1000, 517
Shaw R.: P850
Sheahan R.: 118, P1238, P884
Sheehan R.: P1176
Sheldon T.: 39
Shelest D.: P805
Shemer Y.: 216
Sheng Q.H.: 194
Sheppard M.N.: 1000
Sherfesee L.: P877
Shi L.B.: P285
Shim E.B.: 1008
Shim J.: P358, P861
Shim J.M.: P848, P868
Shimoyama S.: 743
Shin D.G.: P358
Shin S.-H.: 590
Shinmura D.: P932
Shinya Y.: P932
Shirokov N.: P811
Shizuta S.: P1101
Shkolnikova M.: 672
Shlevkov N.B.: P1147, P343
Shoda M.: 746
Shopova G.: P938
Shvarzman A.: P436
Sichrovsky T.: P850
Siddiqui S.: 59
Sideris A.: P1174, P828, P907, P931
Sidhu B.: 45, 994, P333, P793
Siebels J.H.: P298
Sieg H.J.: P377
Sieghartsleitner R.: 678
Sieira J.: P1165
Sieniewicz B.: 45, 533, 687, 994, P1134, P329, P333, P793
Sigurjonsdottir R.: 1013, 1016
Sikorska A.: P359
Siliste C.: P1233
Silva Garcia E.: P1208, P346
Silva M.N.: P921
Silva Melchor L.: P860
Silva N.: P403, P839
Silva-Cunha P.: P771
Silvano M.: 55
Silvestre I.: 677, P1205
Simek J.: P363
Simoncelli U.: P1158
Simons J.: P315, P795
Simpson K.: P420, P422
Simsek E.: P1122
Singh J.: P1140
Sinnecker D.: 211
Sinner M. F.: P431, P829
Sinner M.F.: 116
Sipers W.: P886
Sipido K.: P292
Sitnikova M.Y.U.: P334
Sitta N.: P468
Sitzy J.: 48, P1170, P1214, P277, P364, P823, P836, P840
Skals R.: 518
Skrobowski A.: 747
Slegrova Z.: P1209
Smalc-Stasiak M.: 747
Smid M.: P886
Smit J.J.J.: P301
Smit M.D.: 54, P1175
Smith B.: P1178
Smith P.: P865
Smorgon A.: P752, P939
Smorgon A.V.: P834

INDEX AUTHORS by index number

Sobocinski-Doliwa P.: P867
Soejima K.: P282
Soesanto A.M.: 1005
Sohal M.: 533, 687
Sohara H.: P1144
Sohns C.: P298, P835
Sokolov S.F.: P1147
Sokolov S.V.: P343
Solano B.: P781
Soldati E.: 748, P370, P404
Soldatova A.: P811
Solheim E.: P285
Solimene F.: 267, 693, 748, P938
Som Z.: P1108, P352, P471, P841, P898
Somani R.: 59
Sommer A.: 269, 532, P331, P335
Sommer P.: 688, P1232, P295, P361
Song J.S.: 1008
Sonne K.S.: P338
Sopher M.: P399
Sorgato A.: P1158
Soria Gomez T.: P860
Soriano Colome T.: P435
Sorrentino S.: P450
Soth-Hansen M.: 65, P876
Sotiriadou M.: P426
Soto D.: P290, P294
Soto-Iglesias D.: 1018, 999, P408, P457, P778, P780, P784
Sousa J.: P878
Sousa L.: P771
Souza V.R.S.: P814, P825
Spaak J.: P867
Sparks P.: 692
Sperzel J.: P336
Spies F.: 208, P1128, P297
Spinar J.: P1161, P830
Spitzer S.G.: 1012, 1075
Sponder M.: P307
Sporton S.: P1151, P1152
Spotti A.: 267
Spragg D.: 533, 687
Spragg D.D.: P877
Sprenkeler D.: P1223
Sprenkeler D.J.: P1239, P448
Sramko M.: P1110, P1182, P350, P776
Srej M.: P899, P904
Sridevi C.: P288
Stabile G.: 1015, 267, 693, P279, P330, P923, P925, P938
Stafford A.J.: 259
Stafford P.J.: 59
Stainback R.: P382
Starck C.T.: P919
Starek Z.: P357
Stasinos V.: P794
Steendijk P.: 533, 687
Stefan T.: P276, P759
Stefani A.: P808
Stefano S.B.: P827
Steger A.: 211
Steghoefer M.: P784
Steine K.: P865
Steinwender C.: 39, 60, 678, P406
Stellbrink C.: 1075, 537
Stenin I.: 742, P347
Stephansen C.: 532, P335
Steven D.: P284, P286
Sticherling C.: 208, P1128, P297
Sticozzi C.: P815
Stiermaier T.: 114
Stirpe F.: P821
Stirrup S.: P347
Stix G.: 60, 678
Stockman D.: P1116
Stoebe S.: 195
Stokes M.B.: 52, P1188
Stokke M. K.: P769
Storti C.: P896
Stovpuk O.F.: P864
Strand L.B.S.: 112
Straube F.: 1012
Strauss M.: P1221, P439, P463
Strebel I.: P453
Strik M.: 275, P306, P323, P886
Strisciuglio T.: P1153, P1229, P863
Striscuiglio T.: P849
Stroker E.: 528, P1165, P896
Stromberg U.: P376
Stroobandt R.: P1229
Stros J.: P326
Stros P.: P410
Stuart A.G.: 218
Stuart G.: P879
Stuehlinger M.: 60, P389, P832, P853, P854
Suehiro H.: 743
Suffee N.: 588
Sugai Y.: 675
Suhai F.I.: P882
Suling A.: P442
Sultan A.: P284, P286
Sumitomo N.: 221, P1240
Sun L.Z.: P285
Sung J.H.: 1009, P1195, P1196, P378
Suran M.C.B.: P1233
Susana A.: P1234
Sutton R.: P413
Svehlikova J.: P1125
Svendsen J.H.: P442
Svintsova L.: P939
Swaans M.: P394
Swan L.: P766
Sweda R.: 745, P855
Swietlinska M.: 69
Szabo L.: P882
Szegedi N.: 202, P1135, P299, P345, P899, P901, P904
Szentandrassy N.: 215, P446
Szeplaki G.: 202, P299, P345, P824, P899, P901, P904
Szilagy J.: 225
Szilagyi S.Z.: P1135, P824
Szili-Torok T.: P291, P304, P462, P758, P792
Szilveszter B.: 202, P345
Szwoch M.: P875

T

Tabane A.: P1105
Tadros R.: P775
Taeschler D.: 745
Taggart P.: P793
Taher A.: 1071, 58
Tahin T.: P1135, P299, P345, P899, P901, P904
Tajstra M.: 222, 544, 69
Takarada K.: P1165, P896
Takemoto M.: 743
Takeuchi R.: P755
Takigawa M.: 519
Takigawa M.A.S.A.T.E.: 691
Takigawa M.T.: 689
Talarico A.: 531
Talarmin J.P.: 44
Tamba M.: 212
Tanck M.W.: P791
Tandon K.: P1178
Tandon N.: 207
Tang M.I.N.: P1111, P1112, P300
Taniguchi Y.: 743
Tanino S.: 746
Tanner H.: 38, 745, P855
Tantawy M.: P399
Tanzarella G.: 1000
Tao Q.: 522, 993
Tarantino N.: 114
Targetti M.: 212, 217, P889
Tarricone D.: 274, 695, P894
Tatarskiy R.B.: P864
Tate J.D.: P1125
Tatsumi H.: P852
Tautenhahn S.: 195
Tavazzi L.: 1015, 1017, 198
Tavernier R.: P1153, P1229, P849, P863
Taylor R.: 273, P1136
Taylor R.J.: 667
Teis A.: 1014
Teixeira T.: P1120
Telishevksa M.: 204
Telishevska M.: P379, P843
Temesvari A.: P898
Ter Horst I. A. H.: 271, 681
Ter Horst I.A.H.: P803
Tercedor L.: P290, P294
Teresa Barrio Lopez T.B.L.: P890
Teryan R.A.: P421
Testolina M.: 55, P1234
Tettamant M.: 49
Teutsch C.: 200
Teuwen C.P.: 1004, P770
Tfelt-Hansen J.: 1001, 518, P885
Thanigaimani S.: 589
Themistoclakis S.: 695, P287
Theodore J.: P288
Theuns D.A.: P304
Theuns D.A.M.J.: P917, P918
Thibault B.: 686, P775
Thiele H.: P1099, P1109, P790
Thiene G.: 55
Thiery J.: 195
Thiyagarajah A.: P1211, P380, P388, P433, P929, P935

INDEX AUTHORS by index number

Thogersen A.M.: 669
Thomaidou E.: P386
Thomas D.: 1012
Thome T.: P405
Thorsen S.F.: P390
Thuissard Vasallo I.: P414
Tica O.: P858
Tica O. A.: P858
Tieleman R.G.: 197, 54, P1175
Tijssen J.G.P.: 54, P1175
Till D.: P832
Tilz R.: 1011, 1017, P1099, P1109, P377, P753
Tilz R.R.: 520, P398
Timmer S.A.J.: 62
Timmers L.: P1229
Ting K.: P382
Tinker A.: P449
Tirschwell D.: P1178
Titov V.A.: P864
Tizon H.: 1014
Tjong F.V.Y.: P1225
Tohoku S.: P1172, P387, P933
Tokes A.M.: 587
Tolkacheva E. G.: P883
Tolosana J.M.: 545, P408, P783, P826, P871
Toman O.: P1161, P830
Tomas L.: P751
Tomaselli C.: 274
Tomaselli G.F.: P440
Tomasi C.: P914
Tomasi L.: P920
Tomassini L.T.: P1130
Tomberli A.: 212, 217, P889
Tome M.: 1000, 517
Tomek V.: 538
Tomita Y.: P940
Tondo C.: P1098, P1103, P279, P283, P287, P756, P895
Toquero Ramos J.: P860
Tornos Millet H.: P435
Torp-Pedersen C.: 518
Torri A.: P310
Toth A.: P882
Toth D.: P333
Toth G.: 678
Tournevache F.: P757
Tregouet D.: 588
Trejo-Velasco B.: P1193, P1217, P319
Trendafilova E.: P1187
Trenk D.: 525, P1148
Trevisi N.: 1021, 694, 995, 996, P1203, P308, P785, P838, P842
Trigo C.: P761
Trimarco B.: P400, P452
Trindade T.M.: P814, P825
Trines S.: P362, P367
Trines S. A.: 1015
Trines S.A.: 1024, 521, P280, P833
Trofimova T.: 672
Tronconi A.: P781
Trucco E.: 545
Trucco M.E.: P408
Trukshina M.A.: P334
Tscholl V.: P278
Tsianakas N.: P384, P393, P936
Tsintzos S.I.: P325
Tsoukra P.: P386
Tsuji A.: P1169, P1201, P356, P773
Tsujimura T.: P1169, P1201
Tueluemen E.: 56
Tuinenburg A.: P1223
Tukkie R.: P1175
Tull S.: P1184
Tulumen E.: 1077, P915
Tulumen E.T.: 209
Tung R.: 527, P1173
Tupahins A.: P383, P391
Turan N.: 1020
Turk G.: P1163
Turkmen Y.: P470
Turley A.: P1134, P329
Turschner O.: 67, P1104, P360
Tuscher T.: P406
Tveit A.: P865
Tzikas A.: P386

U

Uebing A.: P766
Ueda A.: 219
Ueda N.: P799
Ueno H.: P900
Uhm J.S.: 1009, 113, 524, P1185, P1195, P1196, P358, P378, P385
Uhm T.: 117
Ukena C.: P1210
Ukena J.: P1210
Ulbrich S.: 48, P1170, P1214, P277, P364, P836, P840
Ullah W.: P1171
Umar F.: 273, 667, P1136
Umbrain V.: P1165
Urban L.: P1209
Urbano M.: P454
Uribe W.: P1117, P415
Urraro F.: P938
Usal A.: P460
Usenkov S.: 206
Usenkov S. Y.U.: P834

V

Vacarescu C.: 272
Vachulova A.: P1131
Vado A.: 274, 531, P894
Vaduva C.: 225
Vago H.: P882
Valbom Mesquita D.: P831
Valente B.: P392, P771, P839, P921
Valente B.T.: P831
Valenti R.: P1236
Vali Z.: 1071, 58
Valkanas K.: P1174, P931
Valles E.: 529
Valli H.: P796, P801
Valsecchi S.: P870
Van Boven W.J.P.: 1003
Van Dam P.: P1136
Van Den Berg M.P.: P791
Van Den Berg N.W.E.: 1003
Van Der Does J.M.E.: 1004, P1119
Van Der Lingen A.L.: 62
Van Der Ploeg T.: 205
Van Der Wall S.J.: 200
Van Der Werf C.: 1001
Van Dijk V.: P344, P394, P456
Van Dongen I.M.: 1078
Van Erven L.: 1078
Van Everdingen W.M.: P320, P324, P803
Van Gelder B.: 533
Van Gelder B.E.R.R.Y.: 687
Van Gelder I.C.: 1002, 198, 47, 54, P1175, P320
Van Ginkel D.J.: P324
Van Heuverswyn F.: P1229
Van Huffel S.: P292
Van Hunnik A.: P1159, P1183, P315, P795
Van Meer B.J.: 522
Van Moorsel F.: P886
Van Praag E.M.: 1003
Van Reeven M.: P770
Van Rossum A.C.: 205, 268, 62, P320
Van Slochteren F.J.: P324
Van Stipdonk A. M. W.: 271, 681
Van Tintelen J.P.: 521, P791
Van Veen T.A.B.: P791
Van Veldhuisen D.J.: 54, P1175
Vandekerckhove Y.: P1153, P1229, P849, P863
Vandenberk B.: P1223, P292
Vanerio G.: P881
Vano J.: P319
Vantu A.: P314
Varma N.: 1076, 686
Vasconcelos J.T.M.: P872
Vasdeki D.: P386
Vasichkina E.: P768
Vasilenko O.: P412
Vasilyeva L.I.: P381
Vasquez E.M.: P415
Vassanelli C.: P920
Vassilikos V.: P426
Vatasescu R.: P466
Vatten L.V.: 112
Veen D.: P770
Vegard M.V.: 112
Velagic V.: P1100
Velasquez J.E.: P1117, P415
Veltmann C.: P1241, P402, P802, P928
Vemishetty N.: P911
Venditti A.: P454
Venier S.: P1105, P395, P407, P910
Ventura M.: P305, P403
Ventura R.: P298, P835
Verdicchio C.: 50, P1189
Verdicchio C.V.: 52, P1188
Verdonk C.V.: 223
Veress R.: 215, P446
Vergara P.: 996
Verheule S.: P1159, P1183, P315, P447, P795
Verlato R.: P1098, P1103, P279, P283, P756, P895
Vermeulen J.: 63, 64, P1227, P423
Vernooy K.: 271, 275, 681, P1138, P320, P328, P456
Verseci N.: P812

INDEX AUTHORS by index number

Vetta F.: P454
Vetta G.: P454
Vevecka A.: 67, P1104, P339, P341, P360
Viani S.: P370, P404
Victor F.: 66
Vidal M.: P1179
Vieira A.: P465
Vigen T.: P865
Viggiano A.: P400, P452
Vijgen J.: 210
Villani G.: P1166, P815
Villani G. Q.: 213
Villani G.Q.: P893
Villotta M.: 213
Vilotijevic M.: P1215, P1219
Vinereanu D.: P1233
Vink C.: 268
Vinolas Prat X.: P1243
Vinolas X.: 1014, 529, P1199, P1228, P340, P443, P874
Violi F.: P312
Virdee M.S.: P318
Viveiros-Monteiro A.: P771
Viville A.: P923
Vlachos K.: 260, P1174, P828, P931
Vlachos K.V.: 689
Vlajkovic A.: P1215, P1219
Vock P.: 678
Voicehovskis V.: P383
Volders P.G.A.: 275, P1113, P1202
Volkers L.: 586
Volkmer M.: P298, P835
Volkov D.: 270, P412
Volponi C.: 523, P409
Von Krogh F.: P843
Von Maydell A. M. N.: P1146
Voros G.: 63, 64, P1227, P423
Vos M.A.: P1223, P1239, P320, P448, P803
Vrijhoef H.J.M.: 197
Vurgun V.K.: 1020

W

Wakula P.: P311
Wallentin L.: 47
Walters T.: 692
Wang L.: P1125
Wasiak M.: 69
Watson R.O.B.E.R.T.: 207
Waweru C.: P924
Weber A.: P295
Weber R.: 525, P1148
Webster D.: P1134, P329
Wegscheider K.: P442
Weiner S.: 527, P1173
Weipert K.: P336
Weir C. J.: P420, P422
Weise F.K.: P349, P384
Wells R.: P433
Welte N.: P306
Werner D.: P1148
Werner N.: P1221, P439, P463
Weseler A.: P315
Westhoff-Bleck M.: P1241
Whinnett Z.: P1146
Whittaker P.: P399
Wichterle D.: 1022, 534, P1161, P1182, P326, P350, P363, P369
Widdes Walsh P.: 118, P884
Wierzbowski R.: 747
Wijaithum P.: 50
Wijchers S.: P758
Wijchers S.A.: P304
Wijffels C.E.F.: 1076
Wijffels M.: P344, P394, P456
Wijnmaalen A. P.: 1024
Wijnmaalen A.P.: 521, P280, P833
Wildauer M.: P853, P854
Wilde A.A.: P791
Wilde A.A.M.: 1078
Wiles B.M.: 259, P911
Wilkinson J.: P1192
Wilkoff B.L.: P325
Willems J.: P302
Willems R.: 63, 64, P1223, P1227, P292, P302, P337, P423
Willems S.: 1012, 527, P1173, P844
Williams D.: P1176
Williams S.: 45
Wilson D.G.: P911
Winkel B.G.: 1001, 518
Winkler A.: 747
Winters S.M.: P1181
Wintgens L.: P344, P394
Wirkner K.: 195
Wisse L.: 522, P1126
Wissner E.: P278
Witt C. T.: 65, P876
Wohlmuth P.: P835
Wolak A.: P750
Wold N.: P923
Wolf M.: 260, 519, P849
Wolke C.: 193, 53
Wong C.X.: 196
Wong G.: 692
Wong J.: 47
Wong T.: 527, P1173
Woo S.-I.: 590
Worrell S.: P396
Wu K.C.: P440
Wybraniec M.: 51
Wynn G.: 692
Wysokinska A.: 1025

X

Xia Y.L.: 194

Y

Yagdi T.: P1122
Yagishita D.: 746
Yaksh A.: 1004
Yakupova I.: P1107
Yalagudri S.: P288
Yalcin M. U.: P1163, P313
Yalin K.: P1099, P1109, P753
Yamada T.: P940
Yamakawa H.: P932
Yamamoto K.: P1172, P933
Yamanaka T.: P1154
Yang P.S.: 1009, 113, 524, P1185, P1195, P1196, P378
Yang X.C.: P1145
Yap S.C.: P304, P462, P758, P917
Yasa E.: P413
Yashin S.M.: P1149
Yergeshov K.: P1107
Yergeshov K.A.N.A.T.: P428
Yilmaz D.: 1078
Yin E.: P382
Yoo W.W.: P358
Yoon N.: P782
Yoon N.S.: 61, P375
Yorgun H.: P1163, P313
Yoshiba S.: 221
Yoshimoto N.: 57
Yoshimura S.: P1154
Yoshiyama M.: P852
Yoshiyama T.: P852
Yoshizawa T.: P1101
Younis A.: P459
Younsi S.: P417
Yu H.T.: 1009, 524, P1195, P1196, P358, P378
Yuan C.: P396
Yunoki K.: P1154
Yusuf S.: 47

Z

Zabel M.: P1223
Zaborska B.: P359
Zaca' V.: 531, 695, P441, P894, P925
Zagkli F.: P1124
Zahn R.: P1221, P439, P463
Zaki A.: P467, P472
Zaltsberg S.: P336, P355
Zambianchi G.: P325
Zamorano J.L.: P905, P937
Zanni A.: P815
Zanon F.: 42, 43, P1132, P1143, P1242, P411, P441, P914, P925
Zanotto G.: 274, 531, 695, 741, P873, P894
Zareba W.: P321
Zarse M.: P1133, P806
Zaslavskaya E.: P1149
Zdarska J.: P410
Zedda A.: P1170, P364
Zedda A.M.: P836, P840
Zeemering S.: P1159, P1183, P447, P795
Zegard A.: 273, 535, 667, P1136, P818
Zeh W.: P1216
Zeidler J.: P317
Zellweger M.: 208
Zeppenfeld K.: 1024, 521, 522, 586, 993, P1110, P1126, P280, P776, P833
Zerbo F.: P425
Zeynalova S.: 195, P374
Zhanatkyzy A.: P764
Zhang S.H.U.: P1111, P1112, P300
Zhou J.: 194
Ziacchi M.: 274, 695, P1141, P325, P873
Ziakos A.P.: P1167, P281, P754

Zienciuk A.: P875
Zima E.: P1135, P327, P824, P882
Zimmermann A.: P1133, P806
Zingarini G.: P914
Zink M.D.: P1159
Zinkernagel L.: 1006
Zint K.: 200
Zirngast B.: P1197
Zivkovic M.: P322, P810, P822
Zografos T.: P851
Zolotovskaya I.: 670
Zoni Berisso M.: P441, P914
Zoppo F.: P425
Zormpas C.: P1241, P402, P802, P928
Zorzi A.: 55
Zubarev S.: P334
Zuberi Z.: 220
Zucchelli G.: 748, P370, P404
Zuk A.: P359
Zurbuchen A.: 38
Zwartkruis V.W.: 54
Zweerink A.: 268, P320
Zweiker D.: 678, P1197
Zwisler A.-D.: 1006

About the ESC

The European Heart Rhythm Association (EHRA) is a branch of the European Society of Cardiology.
The ESC is a not-for-profit medical society led by volunteers. Our mission is to reduce the burden of cardiovascular disease.

Through our global network of 56 Member National Cardiac Societies and 43 Affiliated Cardiac Societies we identify cardiovascular trends, address inequalities and share best practices to improve standards of care for patients.
The ESC counts 95,000 members from across the globe, including over 4,000 distinguished Fellows of the ESC.
We cover the full spectrum of cardiology through our 27 subspecialty communities, giving us a unique perspective on all areas of cardiovascular science.

WHAT WE DO

We provide our members and the global cardiology community with the support and tools they need to deliver the best possible care. In addition to the publication of 12 scientific journals, a variety of textbooks and internationally respected ESC Clinical Practice Guidelines, we do this through five strategic focus areas:

- **CONGRESSES**
  - ESC Congress – the world's largest cardiovascular meeting
  - Nine subspecialty congresses, including the annual congress of the European Heart Rhythm Association
- **EDUCATION**
  - Online and face-to-face learning
  - Certification
- **RESEARCH**
  - Registries and data collection
- **ADVOCACY**
  - Fostering partnerships and providing expertise to shape policy
- **MEMBERSHIP**
  - The world's largest community of healthcare professionals fighting heart disease

ETHICAL INTEGRITY

The ESC adheres to the Alliance for Biomedical Research in Europe Code of Conduct to ensure objectivity, transparency and integrity.

Discover more about the ESC and how it can support you on the EHRA/ESC stand D300.

About the EHRA

European Heart Rhythm Association (EHRA)
A branch of the European Society of Cardiology (ESC)

EHRA's mission: "Improving the quality of life and reducing sudden cardiac death by limiting the impact of heart rhythm disturbances".

EHRA is leading the development of the electrophysiology community within the 56 ESC Member countries and beyond. It is fostering cross-collaboration with other ESC Constituent Bodies and is an evolution driver within the ESC with innovative ideas.
To learn more about EHRA activities, stop by the **EHRA/ESC stand D300** or go to: **www.escardio.org/EHRA**

EHRA AT A GLANCE

EP EUROPACE Journal

The official journal of EHRA, the ESC Working Group on Cardiac Cellular Electrophysiology and the ESC Working Group on e-Cardiology.

Its impact factor has scored a new record in 2016: 4.021

Scientific papers / documents

EHRA produces scientific statements, recommendations and position papers and collaborates with many sister societies from across the globe (APHRS, HRS, LAHRS, SOBRAC...), to launch Task Forces which engage in new and challenging scientific topics.

Membership

The remarkable increase in EHRA Membership has seen numbers doubling-up since 2010. **You too can Join EHRA and save on your congress registration.**

EHRA Educational & Career Development offers

- Live educational courses
- Monthly live and on demand webinars
- Annual Certification exams
- Modules on the ESC eLearning Platform
- Key Messages of Scientific Document in Booklets or Mobile App
- EHRA Recognised Training Centres (ERTC)
- EHRA Observational Training Programme (EOTP)

ESC Congress
Munich 2018

25-29 August

Where the world of
cardiology comes together



See the
Arrhythmia
sessions

SAVE ON REGISTRATION

Early registration deadline - **31 May**

Become an ESC Professional Member & save more

DISCOVER THE SCIENTIFIC PROGRAMME

Late-Breaking Science submission deadline: **21 May**

www.escardio.org/ESC2018

#ESCcongress

ESC
European Society
of Cardiology

EHRA
European Heart
Rhythm Association

EHRA 2019

THE ANNUAL CONGRESS
OF THE EUROPEAN HEART
RHYTHM ASSOCIATION

LISBON
PORTUGAL

17-19
MARCH
2019

SAVE THE DATE

Cardiac arrhythmias: from prevention to therapy - how to implement diagnostic and therapeutic innovations in daily practice

www.escardio.org/EHRA-congress

ESC
European Society
of Cardiology