



ACCA
Acute Cardiovascular
Care Association

ACUTE CARDIOVASCULAR CARE**2019**



2-4 March
Malaga, Spain

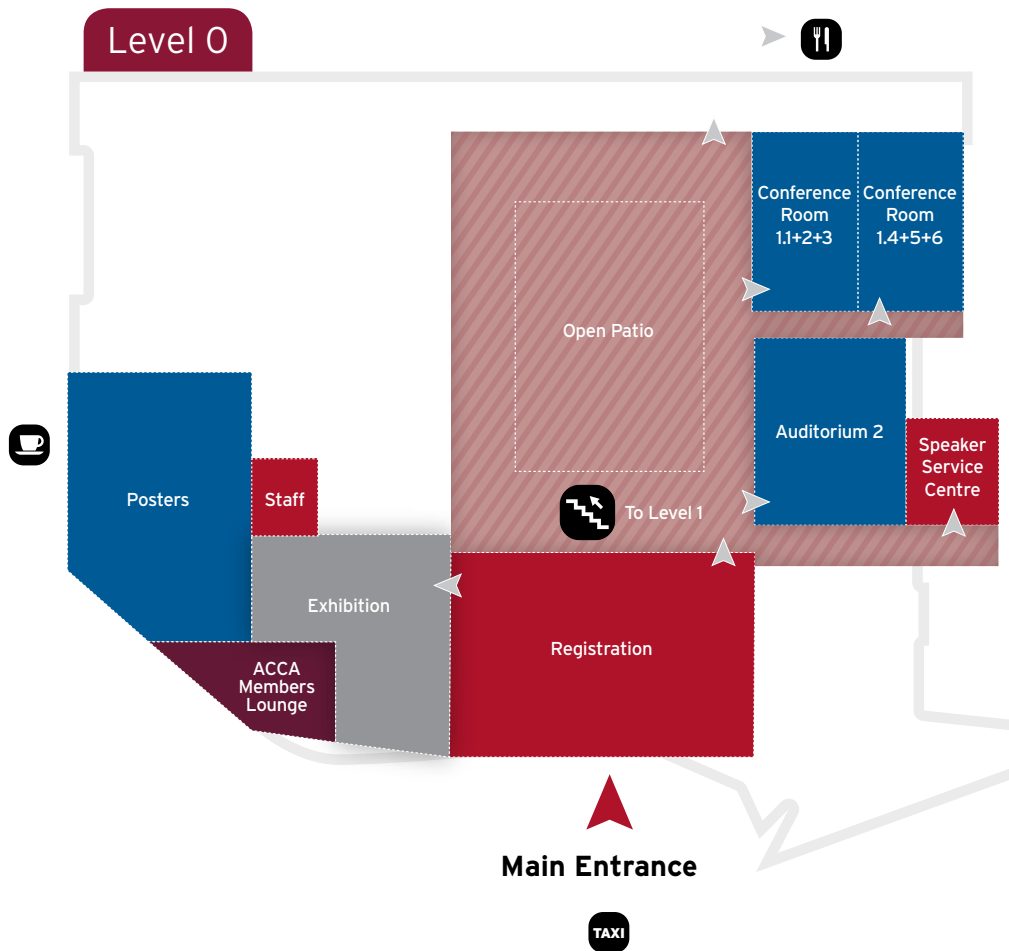
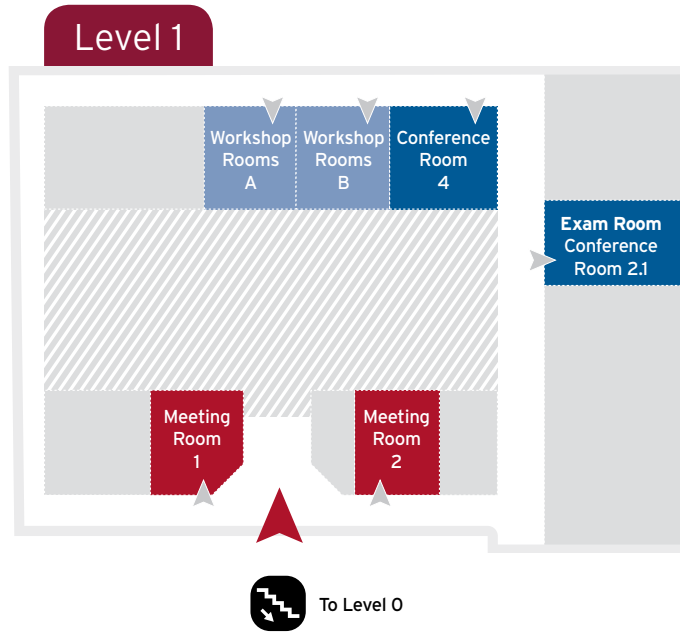
FINAL PROGRAMME

www.escardio.org/acutecvd
#ACUTECVD19



ESC
European Society
of Cardiology

Building Overview



Welcome Letter

Dear Friends & Colleagues,

Welcome to the annual meeting of the Acute Cardiovascular Care Association (ACCA), a branch of the ESC.

Our congress is the leading scientific event for all healthcare professionals working in acute cardiovascular care. This meeting brings together cardiologists, intensivists, anaesthesiologists, internists, cardiac surgeons, nurses, paramedics and other allied professionals who care for acutely ill cardiac patients.

The programme will offer in-depth presentations by leading experts on acute coronary syndromes, acute heart failure, reperfusion and revascularisation, circulatory support in shock or pre-shock, management of arrhythmias in the acute setting, general intensive care, as well as secondary prevention with a focus on antithrombotic therapy, lipid-lowering and anti-diabetics.

The Acute Cardiovascular Care Association continually invests in the education of young doctors and researchers. The aims and objectives of our congress are rather simple: delegate education and disseminate knowledge in order to further improve patient outcomes. This will be done by gathering leading specialists who will present the latest advances in the field of acute cardiovascular care. Research will also be at the heart of the congress.

On behalf of the ACCA Board and the Congress Programme Committee, we wish you an excellent congress.



Susanna Price
ACCA President 2018-2020



Christian Hassager
ACCA President Elect 2018-2020



Sergio Leonardi
Congress Programme Chairperson

ACUTE CARDIOVASCULAR CARE 2019 COMMITTEES

ACCA Executive Board

Susanna Price - President
Christian Hassager - President Elect
Maddalena Lettino - Past President
Alexandru Mischie- Secretary
Marc Claeys - Treasurer

ACCA Board Members

Sergio Leonardi
Sigrun Halvorsen
Josep Masip
Sofie Gevaert
Tom Quinn
Antonia Samboia
Marek Gierlotka

ACCA ex-Officio Board Members

Christian Vrints
Pascal Vranckx
Ingo Ahrens
Alessandro Sionnis
Konstantin Krychtiuk
Fabio Guarracino
Eric Bonnefoy
Bulent Gorenek
Kurt Huber
Kasia Czerwinska

Acute Cardiovascular Care 2019 Scientific Programme Committee

Sergio Leonardi - Chairperson
Konstantin Krychtiuk - Co-Chairperson
Giampaolo Niccoli
Kurt Huber
Susanna Price

About the Acute Cardiovascular Care Association

The Acute Cardiovascular Care Association (ACCA), a branch of the ESC, is the unique worldwide organisation gathering the entire community involved in the management of critically ill patients. It encompasses the complete care of patient from first medical contact in the pre-hospital phase until patient stabilisation.

The ACCA mission is to promote the quality of care and outcomes of patient with acute cardiovascular diseases.

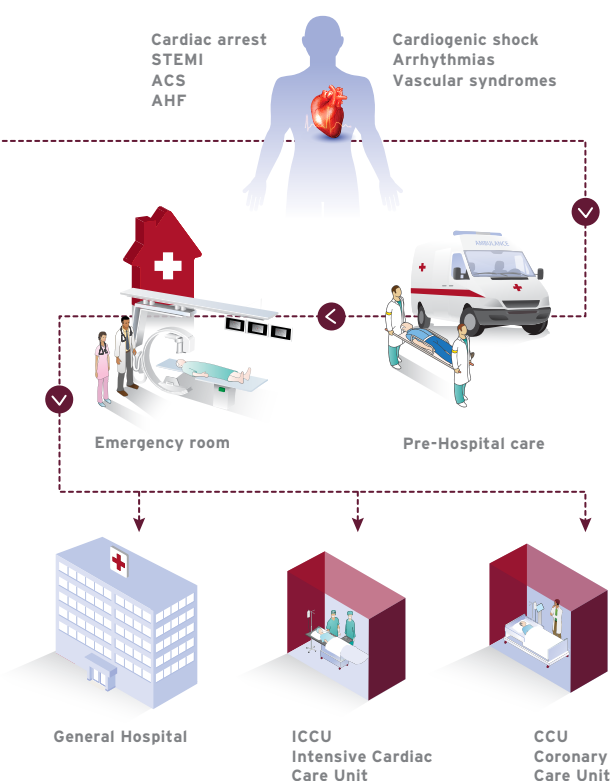
Educating is our priority: From theory to practice, from basic knowledge to expert level, ACCA offers you a comprehensive portfolio of education materials.

7 days

From cardiac event until patient stabilisation

We are promoting multidisciplinary patient centric approach, encouraging all healthcare professionals interested in this field to join us.

Visit the ACCA/ ESC stand to discover how we can support you and your career.



About the European Society of Cardiology (ESC)

The ESC is the world's largest organisation of healthcare professionals dedicated to fighting heart disease. We help more than 105,000 cardiologists and allied professionals from 150 countries expand the boundaries of cardiovascular medicine so people can lead longer, healthier lives.

The ESC publishes scientific journals, an array of textbooks and the latest Clinical Practice Guidelines. It provides continuing medical education through webinars and classroom courses, and hosts a variety of internationally renowned scientific congresses.

More info on www.escardio.org



ACCA
Acute Cardiovascular
Care Association

JOIN THE **ACCA COMMUNITY**

The unique worldwide
organisation for acute
cardiovascular care
professionals



Science

Networking

Education

Career
development

Become a member
at the ACCA/ESC stand

Get more

Combine ACCA Silver Membership with
ESC Professional Membership to access
more discounts, more learning opportunities.

www.escardio.org/ACCA-membership



ESC

European Society
of Cardiology

Practical information

CONTINUING MEDICAL EDUCATION

The Acute Cardiovascular Care 2019, Malaga, Spain, 02/03/2019 - 04/03/2019 has been accredited by the European Accreditation Council for Continuing Medical Education (EACCME®) with 9 European CME credits (ECMEC®s). Each medical specialist should claim only those hours of credit that he/she actually spent in the educational activity.

Through an agreement between the Union Européenne des Médecins Spécialistes and the American Medical Association, physicians may convert EACCME® credits to an equivalent number of AMA PRA Category 1 Credits™.

Information on the process to convert EACCME® credit to AMA credit can be found at: www.ama-assn.org/education/earn-credit-participation-international-activities.

ECMEC®s are deemed to be Accredited Group Learning Activities (Section 1) as defined by the Maintenance of Certification Program of the Royal College of Physicians and Surgeons of Canada.

CERTIFICATES

For attendance - available from the registration desks as of Sunday midday.

For presentation - available for abstract presenters at the poster assistance desk in the poster area

INTERNET CONNECTION

Free wifi is available at the congress centre. However please note that connectivity is subject to the volume of users.

Wifi name: acute-congress

Wifi password: acute-congress

Computer with internet access are located in the exhibition.

INFO POINTS

For any other information please address the organisers at the registration.

SECURITY

Please ensure your badge is visible at all times and comply with security controls that you may be subject to within the congress venue.

ACCA Members' Lounge

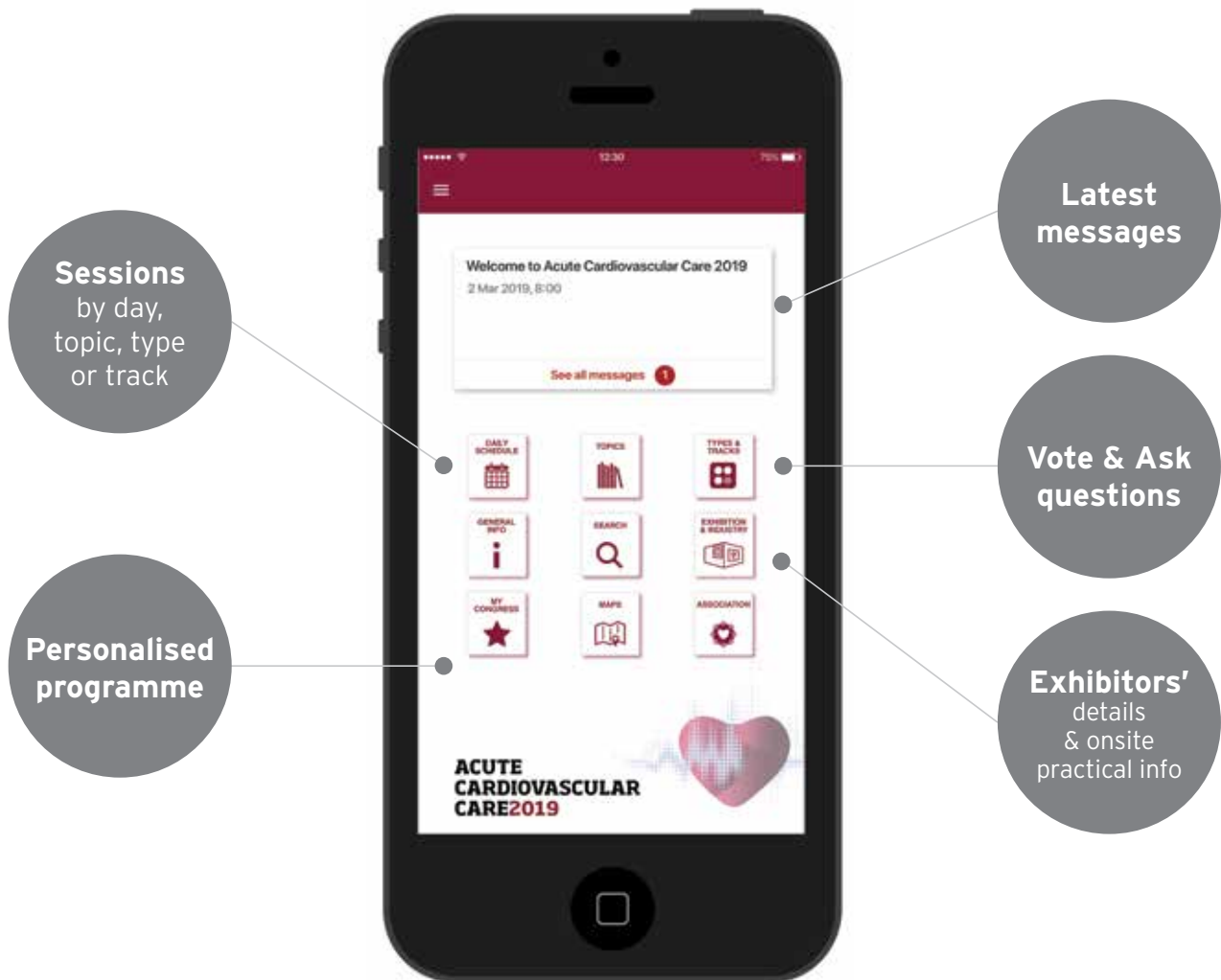
The lounge is an exclusive area located in the exhibition where ACCA Silver and Gold Members and Faculty are invited to enjoy breaks and refreshments.

Become a member at the ACCA / ESC stand





Download Acute CVD Mobile App



Scientific Resources

Select the presentation of interest and click on:
"View full abstract" or "Access slides & videos online"

**Search for 'ESC Congresses' or
'Acute CVD' in App Store® / Google Play.**
'Acute CVD' is now a part of 'the ESC Congresses' app.

SATURDAY 2 MARCH

09:00 - 10:00	Acute complications in patients undergoing transcatheter aortic valve replacement	Auditorium 2
	Early risk stratification of patient with chest pain: emerging paradigms	Conference Room 1.1+2+3
	MINOCA matters!	Conference Room 1.4+5+6
	From guidelines to clinical practice: how to bridge the gap in 2019	Conference Room 4
10:00 - 11:00	Moderated Cases 1: Acute heart failure, shock and more	Moderated Poster Area A
	Moderated Poster 1: Interventional cardiology	Moderated Poster Area B
11:00 - 12:30	Future strategies in STEMI complicated by cardiogenic shock	Auditorium 2
	Fourth universal definition of myocardial infarction: translating consensus to patient care	Conference Room 1.1+2+3
	Old and new anticoagulants in acute pulmonary embolism: looking for the best?	Conference Room 1.4+5+6
	Beyond the heart: life in the intensive care unit	Conference Room 4
14:00 - 15:30	Emerging concepts in acute heart failure	Auditorium 2
	Preventable and severe complications in the acute setting: Transforming mistakes in learning opportunities	Conference Room 1.1+2+3
	The trial of the trial: Assessing GLOBAL LEADERS innovations, limitations and implications for clinical practice	Conference Room 1.4+5+6
	To cool or not to cool: that remains the question	Conference Room 4
15:30 - 16:30	Moderated Cases 2: Chest pain, arrhythmias and more	Moderated Poster Area A
	Moderated Poster 2: Pulmonary, general ICU and organization of care	Moderated Poster Area B
16:30 - 17:30	Inaugural session	Auditorium 2

09:00 - 17:30
Poster Session 1

SUNDAY 3 MARCH

09:00 - 10:00	Controversies in diagnostic strategies for chest pain patients	Auditorium 2
	Optimal management of patients with complex arrhythmias	Conference Room 1.1+2+3
	Management of acute renal failure and renal replacement therapy in the intensive care	Conference Room 1.4+5+6
	How to diagnose and treat valvular acute heart failure?	Conference Room 4
09:00 - 10:30	ACCA hands-on - Lung ultrasound	Workshop Room B
10:00 - 11:00	ACCA General Assembly	Conference Room 4
10:00 - 11:00	Moderated Poster 3: Cardiopulmonary resuscitation	Moderated Poster Area A
	Moderated Poster 4: Cardiogenic shock	Moderated Poster Area B
11:00 - 12:30	What you won't find in books: the art of being a doctor in intensive care	Auditorium 2
	Unstable myocardial infarction: diagnose, treat, and collaborate!	Conference Room 1.1+2+3
	Long term treatment: the importance of getting it right first time!	Conference Room 1.4+5+6
	Young Investigator Awards Abstracts	Conference Room 4
	ACCA hands-on - ECMO	Workshop Room A
12:45 - 13:45	ACCA hands-on - Lung ultrasound	Workshop Room B
	Safety implications of anticoagulation therapy in acute cardiovascular care <i>This programme is sponsored by Daiichi Sankyo Europe GmbH.</i>	Conference Room 1.1+2+3
	Cardiac biomarkers in the acute setting, from diagnosis to risk prediction <i>This programme is sponsored by Roche Diagnostics International Ltd.</i>	Conference Room 1.4+5+6
14:00 - 15:30	Optimal management of patients with cardiogenic shock	Auditorium 2
	Test yourself on acute ECG, blood gas analysis and echo cases!	Conference Room 1.1+2+3
	Pulmonary embolism: State of the Art in 2019	Conference Room 1.4+5+6
	Practical management of infections in the intensive care	Conference Room 4
	ACCA hands-on - ECMO	Workshop Room A
15:30 - 16:30	Moderated Poster 5: Acute heart failure	Moderated Poster Area A
	Moderated Poster 6: Acute Coronary Syndromes I	Moderated Poster Area B
16:30 - 17:30	Prolonged DAPT after acute coronary syndrome: individualise!	Auditorium 2
	Cardiovascular diseases in pregnancy	Conference Room 1.1+2+3
	Optimal management of patients with resuscitated cardiac arrest	Conference Room 1.4+5+6
	ACCA Research Prize	Conference Room 4

09:00 - 17:30
Poster Session 2

MONDAY 4 MARCH

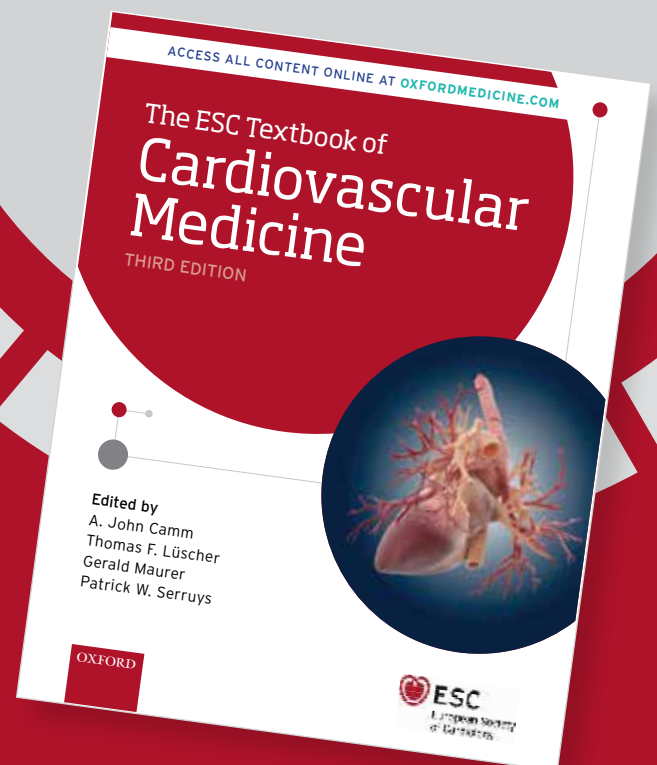
09:00 - 10:00	Out of hospital cardiac arrest: State of the Art in 2019	Auditorium 2
	Mechanical complications of myocardial infarction	Conference Room 1.1+2+3
	Optimal primary PCI: strategies and patient selection	Conference Room 1.4+5+6
	Preparatory session for the ACCA certification exam	Conference Room 4
09:00 - 10:30	ACCA hands-on - ECMO	Workshop Room A
	ACCA hands-on - Lung ultrasound	Workshop Room B
10:00 - 11:00	Moderated Poster 7: Acute Coronary Syndromes II	Moderated Poster Area A
	Moderated Poster 8: Arrhythmias	Moderated Poster Area B
11:00 - 12:30	Myocardial revascularisation guidelines tested by reality	Auditorium 2
	Dual or triple antithrombotic therapy?	Conference Room 1.1+2+3
	Distinctive features of acute coronary syndromes in women	Conference Room 1.4+5+6
	Non-invasive or invasive mechanical ventilation in cardiogenic shock?	Conference Room 4
12:45 - 13:45	Highlights from Acute Cardiovascular Care 2019 & Closing Ceremony	Conference Room 1.1+2+3

09:00 - 12:30
Poster Session 3

90 seconds to win the new ESC textbook!

Look for the '90 second desk'

Update your My ESC account
for a chance to win the new
*ESC Textbook of Cardiovascular
Medicine 3rd edition**



Prize draw date:
4 March 2019 - 12h00

The ESC textbook will be sent directly to your institution

*Rules and regulations for participation available on dedicated terminal

 **ESC**
European Society
of Cardiology

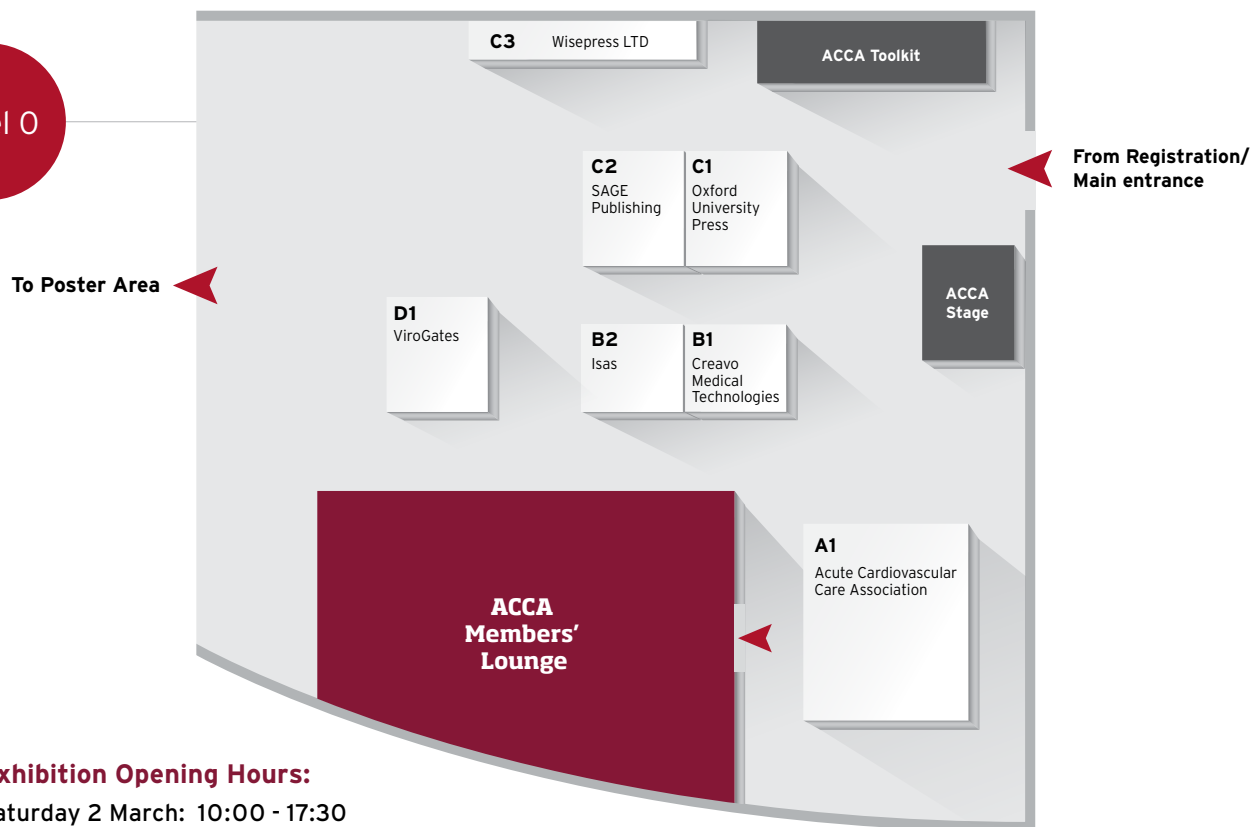
Industry at Acute Cardiovascular Care 2019

ACCA expresses its sincere appreciation to all our industry partners and organisations for their contribution to Acute Cardiovascular Care 2019.

Acute Cardiovascular Care Association (ACCA) / European Society of Cardiology (ESC)	Stand A1
Creavo Medical Technologies	Stand B1
Daiichi Sankyo Europe GmbH <i>Satellite Symposium on Sunday 3 March 2019, 12:45 - 13:45, Conference Room 1.1+2+3</i>	
Israel 12th International Conference on ACC	Stand B2
Oxford University Press	Stand C1
Roche Diagnostics International Ltd. <i>Satellite Symposium on Sunday 3 March 2019, 12:45-13:45, Conference Room 1.4+5+6</i>	
SAGE Publishing	Stand C2
ViroGates	Stand D1
Wisepress LTD	Stand C3

- EXHIBITION FLOOR PLAN -

Level 0



Exhibition Opening Hours:

Saturday 2 March: 10:00 - 17:30
 Sunday 3 March: 09:00 - 17:30
 Monday 4 March: 09:00 - 12:30

• Saturday 2 March



> Browse the most up-to-date scientific programme in the Acute CVD Mobile App

NEW



ESC 365

> Missed a session? Consult videos, slides sets and abstracts on the NEW ESC 365

www.escardio.org/365



> Tweet about your favourite sessions
#ACUTECD19

Saturday 2 March

Morning sessions

SATURDAY

09:00 - 10:00

E.T. CASE-BASED SYMPOSIUM

Auditorium 2

Acute complications in patients undergoing transcatheter aortic valve replacement

Chairpersons: A. Jeppsson (Gothenburg, SE); M. Valgimigli (Bern, CH)

Complications after TAVI for aortic stenosis are rare but need specific measures performed by experts. Moreover, the post - TAVI antithrombotic strategy is still under discussion.

- 09:00 > Case 1: Post-procedural aortic regurgitation. 1
S. W. Davies (London, GB)
- 09:15 > Case 2: Paroxysmal AV block and QRS widening...Should I (and when to) I implant a pace-maker? 2
J. Stepinska (Warsaw, PL)
- 09:30 > Case 3: Diagnosis and prevention of stroke. 3
K. Huber (Vienna, AT)
- 09:45 > State of the Art lecture: present and future of antithrombotic strategies after TAVR. 4
To be announced

Educational Track

09:00 - 10:00

SYMPOSIUM

Conference Room 1.1+2+3

Early risk stratification of patient with chest pain: emerging paradigms

Chairpersons: E. Swahn (Linköping, SE); To be announced

The aim of this session is to discuss emerging scenarios in the early risk stratification of chest pain patients. New clinical and biomarker protocols have been recently developed which will allow a faster diagnosis, treatment as well as an earlier hospital discharge (even prehospital triage towards home/general physician). These new developments will impact the role of the cardiologist in the emergency dept (and chest pain unit) and will also have an impact on the management of patients with chest pain.

- 09:00 > Prehospital triage of patients with suspected ACS. 5
T. Quinn (London, GB)
- 09:15 > Will short biomarker protocols obviate the need of a chest pain unit? 6
K. Newby (Durham, US)
- 09:30 > Early versus deferred coronary angiography: does a coronary CT help? 7
K.F. Kofoed (Copenhagen, DK)
- 09:45 > Challenging situations: from kidney disease to triple therapy. 8
A. Sambola Ayala (Barcelona, ES)

09:00 - 10:00

MEET THE EXPERTS

Conference Room 1.4+5+6

MINOCA matters!

Chairpersons: M. Lettino (Milano, IT); M. Gierlotka (Opole, PL)

To define MINOCA, To propose a practical diagnostic algorithm, To outline the therapeutic and prognostic implications of diagnostic work-up.

- 09:00 > MINOCA matters! Panel. 9
S. Gevaert (Gent, BE)
- 09:00 > Introduction to the session. 10
M. Lettino (Milano, IT)
- 09:05 > Case 1: MINOCA due to coronary artery spasm. 11
C.J.M. Vrints (Edegem, BE)
- 09:20 > Case 2: MINOCA due to cardiac embolus. 12
G. Niccoli (Rome, IT)
- 09:35 > Case 3: MINOCA due to Spontaneous Coronary Artery Dissection. 13
D. Adlam (Loughborough, GB)
- 09:50 > MINOCA matters! Take home message. 14
M. Gierlotka (Opole, PL)

09:00 - 10:00

SYMPOSIUM

Conference Room 4

From guidelines to clinical practice: how to bridge the gap in 2019

Chairpersons: H. Bueno (Madrid, ES); K. Rowan (London, GB)

The audience will learn:

Role of RCTs and observational registries in supporting guidelines recommendation and implementation;

How patients are involved in the guideline process and at what extension patient empowerment could make guidelines more close to clinical practice;

What is quality in health care (quality of care) and how we can improve quality of care.

- | | | |
|---------|---|----|
| 09:00 > | Translating randomised controlled trials in daily practice: role of the guidelines.
<i>H. Bueno (Madrid, ES)</i> | 15 |
| 09:15 > | Using observational data to audit guidelines implementation.
<i>C. P. Gale (Leeds, GB)</i> | 16 |
| 09:30 > | Patient empowerment in the ESC Guidelines.
<i>D. Fitzsimons (Belfast, GB)</i> | 17 |
| 09:45 > | Measure to improve quality in acute cardiovascular care: the paradigm of acute myocardial infarction.
<i>F. Schiele (Courbevoie, FR)</i> | 18 |

Educational Track

10:00 - 11:00

MODERATED POSTERS

Moderated Poster Area A

Moderated Cases 1: Acute heart failure, shock and more

Chairpersons: J. A. Barrabes (Barcelona, ES); J. Masip (Barcelona, ES)

- | | | |
|---------|--|----|
| 10:00 > | Percutaneous mitral valve repair with the new MitraClip XTR system in cardiogenic shock with concomitant Impella 5.0 mechanical circulatory support.
<i>A. Beneduce, L. Bertoldi, F. Calvo, M. Oppizzi, M. Slavich, R. Spoladore, L. Baldetti, E. Agricola, O. Alfieri, G. Landoni, P. Denti, F. Pappalardo (Milan, IT)</i> | 19 |
| 10:06 > | Mystery of acute heart failure causing a healthy man died.
<i>W. Ngampongpan, K. Meemook, S. Khajarerern, K. Romphothong (Bangkok, TH)</i> | 20 |
| 10:12 > | Switch from VA-ECMO to VAV- or VVA-ECMO in Harlequin-syndrome?
<i>C. Vandenbrielle, F.A. Caetano, R. Fisher, B. Patel, R. Trimlett, S. Price (London, GB)</i> | 21 |
| 10:18 > | Persistent hypoxemia in a patient with left ventricular assist device: is it time to think beyond patterns?
<i>A. Vitagliano, J. Castrodeza, A. Hurtado Doce, D. Garcia Saez, R. Fernandez Garda, T. Kabir, D. Owais, A. Simon (Trieste, IT; London, GB)</i> | 22 |
| 10:24 > | Cardiogenic shock due to acute severe mitral regurgitation: the role of a temporary ventricular support device as a bridge to definitive treatment.
<i>F. Caetano, S. Singh, P. Meier, A. Duncan, R. Smith, N. Moat, R. Trimlett, S. Uddin, S. Price (London, GB)</i> | 23 |
| 10:30 > | A unique case of arrhythmogenic right ventricular dysplasia diagnosed with assistance from characterization of cardiac tissue in a deceased sibling.
<i>R.E.F. Bin Raja Shariff, R. Najme Khir, K.S. Ibrahim, A.B. Md Razi, H. Aiza, L. Chiao Wen, N. Chua, S. Kasim (Selangor, MY)</i> | 24 |
| 10:36 > | Reversible cardiogenic shock following deliberate poisoning: it is all about the timing.
<i>A. Vazir, R.K. Trimlett, S. Price (London, GB)</i> | 25 |
| 10:42 > | Cardiac arrest and cardiogenic shock in Tako-tsubo syndrome treated with ECMO: a case report.
<i>D. Cocco, G. Tola, D. Congia, G. Binaghi, E. Serra, A. Pani, M. Melis, G.S. Fele, S. Cossa, G. Matta, M. Manconi, E.M. Cirio, G. Lixi, M. Corda, M. Porcu (Cagliari, IT)</i> | 26 |
| 10:48 > | Prosthesis-patient mismatch after transcatheter mitral valve replacement.
<i>I. Noval Morillas, A. Chauca Tapia, F. Garcia Lanzas, R. Vazquez Garcia (Cadiz, ES)</i> | 27 |
| 10:54 > | An unexpected cause of dyspnea.
<i>R. Tomoia, P. Gocan, R. Mada, H. Rosianu, M. Chira, S. Manole, C. Trifan, R.S. Beyer (Cluj-Napoca, RO)</i> | 28 |

Saturday 2 March

Morning sessions

10:00 - 11:00 MODERATED POSTERS Moderated Poster Area B

Moderated Poster 1: Interventional cardiology

Chairpersons: G. Fuernau (Luebeck, DE); A. Mischie (Montlucon, FR)

- | | | |
|---------|---|----|
| 10:00 > | The association between prior coronary artery bypass graft surgery and outcome after percutaneous coronary intervention (PCI): a study from the Pan-London PCI (BCIS) Registry.
<i>K. S. Rathod, A. Jain, C. Knight, A. Mathur, A. Wragg, E. Smith, D. A. Jones (London, GB)</i> | 29 |
| 10:06 > | The influence of Elixhauser comorbidity index on percutaneous coronary intervention outcomes.
<i>V. Nagaraja, J. Potts, J. Al Suwaidi, S. Brugaletta, S.A.R.A. Martinez, C.H.A.D.I. Alraies, D.A.V.I.D. Fischman, C.H.U.N. S. Kwok, J.I.M. Nolan, D.A.R.R.E.N. Mylotte, M.A.M.A.S. Mamas (Sydney, AU; Stoke-on-Trent, GB; Doha, QA; Barcelona, ES; Washington, Detroit and Philadelphia, US; Galway, IE)</i> | 30 |
| 10:12 > | Transcatheter aortic valve replacement outcomes in bicuspid compared to trileaflet aortic valves.
<i>V. Nagaraja, W. Suh, D.A.V.I.D. Fischman, A.D.R.I.A.N. Banning, S.A.R.A. C. Martinez, J. Potts, C.H.U.N. S. Kwok, K.A.R.I.M. Ratib, J.I.M. Nolan, R. Bagur, M.A.M.A.S. Mamas (Sydney, AU; Los Angeles, Philadelphia and Washington, US; Oxford and Stoke-on-Trent, GB)</i> | 31 |
| 10:18 > | Outcomes following urgent percutaneous mitral valve repair: a single center observational study.
<i>D. Samuel Del Castillo Garcia, D. Carlos Minguito Carazo, D. Tomas Benito Gonzalez, D. Rodrigo Estevez Loureiro, D.R.A. Carmen Garrote Coloma, D.R. David Alonso Rodriguez, D. Miguel Rodriguez Santamarta, D.R.A. Guisela Flores Vergara, D. Javier Borrego Rodriguez, D. Julio Cesar Echarte Morales, D. Paula Menendez Suarez, D. Carlos Cuellas Ramon, D.R. Armando Perez De Prado, D.R. Javier Gualis Cardona, D.R. Felipe Fernandez Vazquez (Leon, ES)</i> | 32 |
| 10:24 > | Prevalence of methylene blue non-responders among patients with vasoplegic shock after cardiopulmonary bypass surgery.
<i>F. Canas, N.A. Florez, D.F. Bautista, G.C. Giraldo-Gonzalez (Cali, CO)</i> | 33 |
| 10:30 > | Percutaneous coronary intervention of saphenous vein graft.
<i>A. Aviles Toscano, M. Cano-Garcia, L.D. Munoz Jimenez, C. Sanchez Gonzalez, C.A. Urbano Carrillo (Malaga, ES)</i> | 34 |
| 10:36 > | Predicting 1-year mortality for patients undergoing transcatheter aortic valve implantation using charlson co-morbidity index.
<i>E. Cabrera-Borrego, R. Rivera-Lopez, R. Rubini-Costa, V. Alcaide-Martinez, M. Jimenez-Fernandez, J. Sanchez-Gila, J.A. Romero-Hinojosa, J.A. Ramirez-Hernandez, J. Pena-Mellado, A. Arriaga-Jimenez, J.M. Sanchez-Moreno, L. Gonzalez-Camacho, L. Tercedor-Sanchez, E. Molina-Navarro (Granada, ES)</i> | 35 |
| 10:42 > | Catheter Lab Emergencies Management Simulation (CLEMS).
<i>T. I. Strang, J. Sarma, L. Wee, S. Cummins, E. Murtagh, L. Szentgyorgyi (Manchester, GB)</i> | 36 |
| 10:48 > | Sub-endothelial coronary artery dissection in patients with cardiac arrest, acute coronary syndromes and angiographically normal coronary arteries - an optical coherence tomography pilot study.
<i>I. Benedek, M. Chitu, I. Kovacs, A. Mester, A. Benedek, T. Benedek (Targu-Mures, RO)</i> | 37 |
| 10:54 > | The possible predictors of the re-hospitalization after STEMI.
<i>G. Krljanac, D. Trifunovic, M. Asanin, L. Savic, V. Vukcevic, G. Stankovic, M. Srdic, L. Cucic, J. Dudic, I. Mrdovic (Belgrade, RS)</i> | 38 |

11:00 - 12:30 SYMPOSIUM Auditorium 2

Future strategies in STEMI complicated by cardiogenic shock

Chairpersons: J. Katz (Chapel Hill, US); S. Van Diepen (Alberta, CA)

To learn the distinct effects of VA-ECMO and Impella on left ventricular and systemic hemodynamics and renal function. To preview future strategies combining acute mechanical circulatory support and primary PCI in the management of STEMI complicated by cardiogenic shock.

- | | | |
|---------|---|----|
| 11:00 > | Distinct hemodynamic effects of VA-ECMO and Impella.
<i>C.J.M. Vrints (Edegem, BE)</i> | 39 |
| 11:22 > | Monitoring of patients under ECLS.
<i>To be announced</i> | 40 |
| 11:45 > | Early LV unloading by Impella followed by primary PCI: the future strategy in cardiogenic shock?
<i>H. Soeholm (Copenhagen Nv, DK)</i> | 41 |
| 12:07 > | Immediate primary PCI followed by VA-ECMO: the future strategy in cardiogenic shock?
<i>W. S. Speidl (Vienna, AT)</i> | 42 |

11:00 - 12:30 GUIDELINES IN DAILY PRACTICE Conference Room 1.1+2+3

Fourth universal definition of myocardial infarction: translating consensus to patient care

Chairpersons: K. Thygesen (Aarhus, DK); B. Lindahl (Uppsala, SE)

- To identify and quantify differential diagnostic criteria between type 1 and type 2 myocardial infarction according to the Fourth Universal Definition of Myocardial Infarction and Myocardial Injury; to recognize that they often coexist; and to explore clinical and therapeutical implications of this distinction.
- To identify suspected myocardial ischemia as cause of acute heart failure.

11:00 >	Case 1: Fast atrial fibrillation with ST depression in a patient with known coronary artery disease: Type 1 and/or Type 2 myocardial infarction? <i>G. Tavazzi (Pavia, IT)</i>	43
11:15 >	Fast atrial fibrillation with ST depression in a patient with known coronary artery disease: Type 1 and/or Type 2 myocardial infarction? - What do the Guidelines say. <i>K. Thygesen (Aarhus, DK)</i>	44
11:30 >	Fast atrial fibrillation with ST depression in a patient with known coronary artery disease: Type 1 and/or Type 2 myocardial infarction? - How to implement Guidelines <i>S. Halvorsen (Oslo, NO); S. Leonardi (Pavia, IT)</i>	45
11:40 >	Fast atrial fibrillation with ST depression in a patient with known coronary artery disease: Type 1 and/or Type 2 myocardial infarction? - Conclusion and take home message. <i>K. Thygesen (Aarhus, DK)</i>	46
11:45 >	Case 2: Elevated troponin in a patient with dyspnoea and left ventricular systolic dysfunction. <i>M. Schoos (Klampenborg, DK)</i>	47
12:00 >	Elevated troponin in a patient with dyspnoea and left ventricular systolic dysfunction - What do the Guidelines say. <i>S. D. Kristensen (Aarhus N, DK)</i>	48
12:15 >	Elevated troponin in a patient with dyspnoea and left ventricular systolic dysfunction - How to implement Guidelines. <i>C. P. Gale (Leeds, GB); G. Niccoli (Rome, IT)</i>	49
12:25 >	Elevated troponin in a patient with dyspnoea and left ventricular systolic dysfunction - Conclusion and take home message. <i>B. Lindahl (Uppsala, SE)</i>	50

11:00 - 12:30  DEBATE SESSION Conference Room 1.4+5+6

Old and new anticoagulants in acute pulmonary embolism: looking for the best? Joint session with the ESC Working Group on Thrombosis

Chairpersons: M. Lettino (Milano, IT); F.W.A. Verheugt (Amsterdam, NL)

The Audience will learn about:

- risk stratification of patients with acute PE
- guideline recommendation about the antithrombotic treatment
- the results of major trials on the use of DOACs in the acute phase of PE and the way DOACs are administered (since the very early phase, after parenteral anticoagulation, different dosages, etc..)

11:00 >	Positioning of the topic - Old and new anticoagulants in acute pulmonary embolism. <i>F.W.A. Verheugt (Amsterdam, NL)</i>	51
11:20 >	A DOAC is always indicated in the acute phase of PE - PRO. <i>F. Andreotti (Rome, IT)</i>	52
11:35 >	A DOAC is always recommended in the acute phase of PE - CONTRA. <i>A. Rubboli (Bologna, IT)</i>	53
11:50 >	A DOAC is always indicated in the acute phase of PE - Rebuttal. <i>F. Andreotti (Rome, IT); A. Rubboli (Bologna, IT)</i>	54
12:00 >	Old and new anticoagulants in acute pulmonary embolism - Moderated discussion. <i>F.W.A. Verheugt (Amsterdam, NL)</i>	55
12:15 >	Old and new anticoagulants in acute pulmonary embolism - Conclusion. <i>M. Lettino (Milano, IT)</i>	56

Joint session

Saturday 2 March

Morning sessions

11:00 - 12:30

SYMPOSIUM

Conference Room 4

Beyond the heart: life in the intensive care unit

Chairpersons: M. Tubaro (Rome, IT); S. Gevaert (Gent, BE)

The aim of this session is to provide a comprehensive overview on the management, diagnosis, and principles of therapy of common non-cardiological problems in the intensive care.

- | | | |
|---------|---|----|
| 11:00 > | Control of hyperglycaemia: how to use insulin.
<i>G. Van den Berghe (Leuven, BE)</i> | 57 |
| 11:22 > | Fluid resuscitation: bridging the gap between ideal and reality?
<i>A. Perner (Copenhagen, DK)</i> | 58 |
| 11:45 > | Prevention and management of delirium.
<i>H. Bueno (Madrid, ES)</i> | 59 |
| 12:07 > | Revival of Bicarbonate in the ICU?
<i>E. Hoste (Gent, BE)</i> | 60 |

14:00 - 15:30 SYMPOSIUM Auditorium 2

Emerging concepts in acute heart failure

Chairpersons: J. Masip (Barcelona, ES); S. Di Somma (Roma, IT)

This session gives an update of the research in heart failure, mainly developed in the GREAT network. After this session the attendees should know the main features of the initial approach to heart failure in the pre-hospital and in ED setting, to have an overview of the role of biomarkers, the principal mechanisms of renal dysfunction in AHF and to have novel insights in the role of BNP in this scenario. The session is to show how important time is in diagnosis and decision making and how it affects long-term treatment results.

14:00 >	Initial management in the Pre-hospital setting and on arrival to ED. <i>O. Miro (Barcelona, ES)</i>	61
14:18 >	Optimal monitoring of patients of with acute heart failure. <i>S. Price (London, GB)</i>	62
14:36 >	Pathophysiology and management of renal dysfunction in acute heart failure. <i>L.G.F. Forni (Guildford, GB)</i>	63
14:54 >	Established and emerging biomarker in acute heart failure: practical consideration for the clinician. <i>S. Di Somma (Rome, IT)</i>	64
15:12 >	Novel drugs: any light at the end of the tunnel? <i>A. Sionis (Barcelona, ES)</i>	65

14:00 - 15:30 CASE-BASED SYMPOSIUM Conference Room 1.1+2+3

Preventable and severe complications in the acute setting: Transforming mistakes in learning opportunities

Chairpersons: J.A. Gomez-Hospital (Barcelona, ES); S. Leonardi (Pavia, IT)

This is a highly educational session focused on the discussion of preventable medical complications, from minimization strategies to patient communication. The session will focus specifically on how transform medical errors in opportunities to help your next patient.

14:00 >	Preventable and severe complications in the acute setting: Transforming mistakes in opportunities to learn-Panel. <i>H. Bueno (Madrid, ES); S. D. Kristensen (Aarhus N, DK); P.M. Clemmensen (Hamburg, DE)</i>	66
14:00 >	Case 1: Primary percutaneous coronary intervention in STEMI. <i>M. El Tahlawi (Zagazig, EG)</i>	67
14:18 >	Case 2: Cardiogenic shock: when the unexpected is expected. <i>J.L. Ferreira (L'hospitalet De Llobregat, ES)</i>	68
14:36 >	Case 3: Between a rock and a hard place - urgent PCI in a patient under oral anticoagulation. <i>S. De Rosa (Catanzaro, IT)</i>	69
14:54 >	Case 4: A complicated procedure in a complex patient. <i>R. Romaguera Torres (Barcelona, ES)</i>	70
15:12 >	State of the Art lecture: How to prevent, identify, and communicate medical errors. <i>H. Bueno (Madrid, ES)</i>	71

Mobile App voting session, Educational Track

14:00 - 15:30 SPECIAL SESSION Conference Room 1.4+5+6

The trial of the trial: Assessing GLOBAL LEADERS innovations, limitations and implications for clinical practice

Chairpersons: M. Valgimigli (Bern, CH); P. Vranckx (Hasselt, BE)

14:00 >	The trial of the trial: Assessing GLOBAL LEADERS innovations, limitations and implications for clinical practice Introduction. <i>P. Vranckx (Hasselt, BE)</i>	72
14:02 >	Design, statistics, and pitfalls of a pragmatic clinical trial. <i>K. Rowan (London, GB)</i>	73
14:38 >	What are the implications of GLOBAL LEADERS for clinical practice? <i>K. Huber (Vienna, AT)</i>	74
14:56 >	Compliment the Investigators Assessment: the GLOBAL LEADERS Adjudication SubStudy. <i>A. Franzone (Bern, CH)</i>	75
15:14 >	The trial of the trial: Assessing GLOBAL LEADERS innovations, limitations and implications for clinical practice Conclusion. <i>M. Valgimigli (Bern, CH)</i>	76

Educational Track

Saturday 2 March

Afternoon sessions

SATURDAY

14:00 - 15:30

DEBATE SESSION

Conference Room 4

To cool or not to cool: that remains the question

Chairpersons: C. Hassager (Copenhagen, DK); K. Czerwinska (Warsaw, PL)

The guidelines recommend therapeutic hypothermia in comatose patients after a resuscitated cardiac arrest, but the evidence is weak. Learn what the experts think about this therapy in 2019.

- | | | |
|---------|--|----|
| 14:00 > | Positioning of the topic: To cool or not to cool - that remains the question.
<i>C. Hassager (Copenhagen, DK)</i> | 77 |
| 14:20 > | To cool or not to cool: that remains the question. PRO.
<i>N. Nikolaou (Athens, GR)</i> | 78 |
| 14:35 > | To cool or not to cool: that remains the question. CON. | 79 |
| 14:50 > | To cool or not to cool: that remains the question. Rebuttal.
<i>N. Nikolaou (Athens, GR)</i> | 80 |
| 15:00 > | To cool or not to cool: that remains the question - Moderated discussion.
<i>K. Czerwinska (Warsaw, PL); C. Hassager (Copenhagen, DK)</i> | 81 |
| 15:15 > | To cool or not to cool: that remains the question - Conclusion.
<i>K. Czerwinska (Warsaw, PL)</i> | 82 |

15:30 - 16:30

MODERATED POSTERS

Moderated Poster Area A

Moderated Cases 2: Chest pain, arrhythmias and more

Chairpersons: P. Jorge Perez (Tenerife, ES)

- | | | |
|---------|--|----|
| 15:30 > | Chest pain in a pulmonary arterial hypertension patient: novel situations in acute cardiac care.
<i>J. Nucho Berenguer, J.M. Montero-Cabezas, C. Jimenez Lopez-Guarch, M.T. Velazquez Martin, R. Martin Asenjo, A. Lareo, F. Arribas Ynsaurriaga, P. Escribano Subias (Madrid, ES; Leiden, NL)</i> | 83 |
| 15:36 > | When less intervention is the best for the patient.
<i>R. Caldeira Da Rocha, R. Fernandes, D. Neves, J. Pais, M. Carrington, D. Bras, R. Guerreiro, K. Congo, B. Picarra, J. Aguiar (Evora, PT)</i> | 84 |
| 15:42 > | An unexpected finding in a patient presenting with an acute coronary syndrome.
<i>S. Alegria, I. Cruz, G. Morgado, A. Marques, A.C. Gomes, A.R. Pereira, A. Briosia, C. Martins, O. Simoes, C. Saraiva, H. Pereira (Almada and Lisboa, PT)</i> | 85 |
| 15:48 > | Ultra-low contrast coronary angiography and zero-contrast coronary intervention as a prevention of contrast-induced acute kidney injury in a haemodialysed patient with residual renal function
<i>J. Sacha, M. Gierlotka, P. Feusette (Opole, PL)</i> | 86 |
| 15:54 > | Study of one patient with acute coronary syndrome without obstructive coronary disease.
<i>A. Valentim Goncalves, V. Visconti, L. Ferreira, R. Carvalho, R. Cruz Ferreira (Lisbon and Loures, PT)</i> | 87 |
| 16:00 > | Electrical storm as an unusual presentation of an infective endocarditis after transcatheter aortic valve implantation.
<i>T. Romero-Delgado, A. Escudero-Diaz, R. Bottino, A. Jeronimo-Baza, T. Luque, C. Ferrera, F.J. Noriega, J.J. Gomez De Diego, I. Vilacosta, A. Viana (Madrid, ES; Napol, IT)</i> | 88 |
| 16:06 > | Hemorrhagic cardiac tamponade complicating a myocardial infarction: facing the unexpected.
<i>G. Bentea, Y. Bouckaert, S. Franck, A. Friart, A. Leone (La Louviere, BE)</i> | 89 |
| 16:12 > | Successful treatment of post-traumatic stress disorder following an internal cardiac defibrillator stormsusing eye. movement desensitisation and reprocessing therapy: A Case Report
<i>D.F. McLaughlin, D.F. Fitzsimons, D.R. Thompson, P.W. Miller, I.W. Mcgowan, C. Ski, E.M. McLaughlin (Belfast and Glengormley, GB)</i> | 90 |
| 16:18 > | Hypokalemia-induced malignant arrhythmia in patient mimicking guillain-barre syndrome.
<i>I. Bojovski, M. Vavlukis, G. Novotni, I. Kotlar, M. Boshev, S. Paljoskovska-Jordanova, S. Kjaeva, E. Shehu (Skopje, MK)</i> | 91 |
| 16:24 > | Low risk chest pain pathway incorporating modified heart score and high sensitivity troponin reduces patient length of stay and hospital admissions whilst promoting safety with targeted follow up.
<i>A. Kopanska, R. Cooper, S. Burke, J. Bath, M. Patel, J. Taylor, T. Cobb, T. Hyde (Swindon, GB)</i> | 92 |

15:30 - 16:30 MODERATED POSTERS Moderated Poster Area B

Moderated Poster 2: Pulmonary, general ICU and organization of care

Chairpersons: D. M. Walker (Hastings, GB); E. Hoste (Gent, BE)

- | | | |
|---------|---|-----|
| 15:30 > | An overview of end-of-life issues in a cardiology department. Is the mode of death worse in the cardiac intensive care unit?
<i>L. Vicent Alaminos, J. Velasquez-Rodriguez, V. Bruna-Fernandez, C. Devesa-Cordero, I. Sousa-Casasnovas, M. Juarez-Fernandez, A. Ayesta, M.J. Valero, F. Fernandez-Aviles, M. Martinez-Selles (Madrid and Oviedo, ES)</i> | 93 |
| 15:36 > | Organisation of intensive cardiac care units in Europe: results of a nationwide survey.
<i>M. J. Claeys, F. Roubille, G. Casella, R. Zukermann, N. Nikolaou, S. Price, E. Bonnefoy (Antwerp, BE; Montpellier, FR; Bologna, IT; Tel Aviv, IL; Limassol, CY; London, GB)</i> | 94 |
| 15:42 > | Terlipressin increases systemic and lowers pulmonary arterial pressure in experimental acute pulmonary embolism.
<i>J. Schultz, A. Andersen, M.D. Lyhne, D.D.R. Arcanjo, B. Kjaergaard, U. Simonsen, J.E. Nielsen-Kudsk (Aarhus and Aalborg, DK; Teresnia, BR)</i> | 95 |
| 15:48 > | Ultrasound-assisted thrombolysis for acute intermediate-high-risk pulmonary embolism with persistent symptoms.
<i>S.M. Krog, L.E. Bang, L. Holmvang, S.B. Rader, M. Egstrup, C. Hassager, D.E. Hoefsten, J.F. Lassen, M.G. Lindholm, T. Engstrom, J. Kjaergaard (Copenhagen and Hillerod, DK)</i> | 96 |
| 15:54 > | Toll-like receptor expression and mortality in critically ill patients.
<i>M. Lenz, D.F. Draxler, A. Niessner, J. Wojta, K. Huber, G. Heinz, K.A. Krychtiuk, W.S. Speidl (Vienna, AT)</i> | 97 |
| 16:00 > | The effects of chronic stress on the expression of molecules involved in the adrenergic and catecholaminergic pathways.
<i>I. Campos, F. Marques, F. Marques, S. Neves, S. Neves, C. Costa Oliveira, C. Costa Oliveira, C. Pires Rodrigues, C. Pires Rodrigues, P. Medeiros, P. Medeiros, V.H. Pereira, V.H. Pereira (Braga, PT)</i> | 98 |
| 16:06 > | Results in real life. Colchicine in the prevention of recurrences in patients admitted for pericarditis.
<i>M.I. Navarrete Espinosa, J. Mora Robles, D. Prieto Toro, M. De Mora Martin (Malaga, ES)</i> | 99 |
| 16:12 > | Statin use in octogenarians after a non-ST segment elevation acute coronary syndrome.
<i>L. Vicent Alaminos, A. Ariza-Sole, O. Alegre, J. Sanchis, R. Lopez-Palop, F. Formiga, V. Gonzalez-Salvado, H. Bueno-Zamora, M.T. Vidan, P. Diez-Villanueva, E. Abu-Assi, F. Fernandez-Aviles, M. Martinez-Selles (Madrid, Barcelona, Alicante, Santiago de Compostela and Vigo, ES)</i> | 100 |
| 16:18 > | Frailty in relevance with anxiety and depressive symptoms among elderly patients with a following acute coronary syndrome.
<i>M.H. Lisiak, I. Uchmanowicz (Wroclaw, PL)</i> | 101 |
| 16:24 > | Automated infrared pupillometry: a useful tool in the cardiac ICU?
<i>L. Obling, C. Hassager, M. Winther-Jensen, S. Wiberg, J. Grand, C. Illum, M.G. Lindholm, J. Kjaergaard (Copenhagen, DK)</i> | 102 |

16:30 - 17:30  SPECIAL EVENT Auditorium 2

Inaugural session

Chairpersons: S. Price (London, GB); S. Leonardi (Pavia, IT)

- | | | |
|---------|---|-----|
| 16:30 > | Welcome on behalf of ESC president.
<i>B. Casadei (Oxford, GB)</i> | 103 |
| 16:35 > | Addressing the young acute generation.
<i>J. J. Bax (Leiden, NL)</i> | 104 |
| 16:40 > | Welcome to acute CVD 2019.
<i>S. Leonardi (Pavia, IT)</i> | 105 |
| 16:45 > | Keynote - ACCA in the changing world of cardiology: keep the patient central.
<i>R. Bartlett (Ann Arbor, US)</i> | 106 |
| 17:28 > | Welcome on behalf of ACCA.
<i>S. Price (London, GB)</i> | 107 |

09:00 - 17:30

POSTER SESSION

Poster Area

Poster Session 1

Acute Heart Failure Poster Discussant

Acute Heart failure - Poster Discussant – 12:45 - 13:45

W. S. Speidl (Vienna, AT); K.A. Krychtiuk (Vienna, AT); H. Soeholm (Copenhagen Nv, DK)

P108

Acute Heart Failure - Diagnostic Methods

Angiotensinogen and kidney injury molecule-1 improve early detection of acute kidney injury in acute decompensated heart failure.

M.V. Lediakhova, S.N. Tereshchenko, V.P. Masenko, I.V. Zhirov, T.M. Uskach (Moscow, RU)

P109

Lipocalin-2 and cystatin C for early detection of acute kidney injury in acute decompensated heart failure.

M.V. Lediakhova, S.N. Tereshchenko, V.P. Masenko, I.V. Zhirov, T.M. Uskach (Moscow, RU)

P110

NT-proBNP and heart failure severity in patients with advanced kidney disease.

L.E. Stoichitoiu, C. Delcea, C.A. Buzea, A. Tocitu, S. Angheluta, G.A. Dan (Bucharest, RO)

Pulmonary congestion assessed by lung ultrasound predicts in-hospital mortality in acute heart failure.

D. Araiza Garaygordobil, R. Gopar-Nieto, G. Alanis-Estrada, J.C. De La Fuente-Mancera, J. Martinez-Gutierrez, M.J. Luna-Carrera, P. Martinez-Amezcuca, A. Cabello-Lopez, A. Arias-Mendoza, J.L. Briseno-De La Cruz, F. Azar-Manzur, C. Sierra-Fernandez, C. Martinez-Sanchez, H. Gonzalez- Pacheco, M.A. Martinez-Rios (Mexico City, MX; Baltimore, US)

P112

NT-proBNP levels in patients with type 2 diabetes mellitus: data from city hospital registry.

Z. Kobalava, N. Yeshniyazov, V. Medovchshikov, E. Tereshchenko (Moscow, RU)

P113

Acute Heart Failure - Treatment

Cardiac transplantation in systemic sclerosis and life threatening primary cardiac involvement.

C. Goena, L. Quintas, R. Garcia, I. Lluís, I. Rilo, I. Solla, J.R. Beramendi, J.J. Intxausti, O. Maiz, M. Cobo, M. Llano, C. Castrillo (Mendaro, Donostia and Santander, ES)

P114

Is it different to be male or female in our hospital if you are admitted with acute heart failure?

I. Rilo Miranda, J.R. Beramendi Calero, S. Gutierrez Gomez, A. Anton Ladislao, A. Rengel Jimenez, L. Quintas Ovejero, C. Goena Vives, F.J. De La Cuesta Arzamendi (San Sebastian, Bilbao and Mendaro, ES)

P115

Angioplasty with stenting in acute coronary syndromes with very low contrast volume (<30ml) using cordis 6f diagnostic catheters and improved cardiovascular and renal outcomes.

M.C. Arokiaraj (Pondicherry, IN)

P116

Results of the use of an Impella type ventricular assist device in the cardiology service of the university clinical hospital.

K. Alvarez Perez, I.T.Z.I.A.R. Gomez, L.U.I.S. De La Fuente, J.A.V.I.E.R. Lopez, J.A.V.I.E.R. Tobar, G.E.M.A. Pastor, A. Garcia, A. San Roman, C. Hernandez (Valladolid, ES)

P117

Two tools of coronary perfusion alleviation in heart failure.

V. Cobet, L. Tacu, J. Abu Hattab, O. Hajawi (Chisinau, MD; Aleppo, SY)

P118

Acute Heart Failure: Non-pharmacological Treatment

Evaluation of the quality of life and of psychosocial factors during left ventricular assist device support.

R. Piccari, S. Bartolini, M. Franchini, L. De Lio, M. Cottini, E. Sampieri (Rome, IT)

P119

Non-invasive mechanical ventilation versus invasive mechanical ventilation in cardiogenic shock.

M.I. Barrionuevo Sanchez, M.J. Corbi-Pascual, S. Diaz-Lancha, V. Ferrer-Bleda, C. Urraca- Espejel, J.J. Portero-Portaz, G. Gallego-Sanchez, J.G. Cordoba-Soriano, J. Navarro-Cuartero, S. Calero-Nunez, C. Ramirez-Guijarro, R. Ramos-Martinez, L. Exposito-Calamardo, F.M. Salmeron- Martinez, V.M. Hidalgo-Olivares (Albacete, ES)

P120

Acute Heart Failure - Clinical

Influence of diabetes mellitus and renal failure in the short-term mortality in patients hospitalized for acute heart failure.

J. R. Beramendi Calero, I. Rilo Miranda, S. Garcia Gutierrez, A. Anton Ladislao, L. Quintas Ovejero, C. Goena Vives, I. Villanueva Benito, I. Solla Ruiz, A. Izagirre Yarza, A. Rengel Jimenez, D. Cea Primo, F. De La Cuesta Arzamendi (Donostia, Usansolo- Galdakao and Mendaro, ES)

P121

- Characteristics of a group of patients admitted for acute heart failure presenting intermediate EF.** 122
J. R. Beramendi Calero, I. Rilo Miranda, S. Garcia Gutierrez, A. Anton Ladislao, L. Quintas Ovejero, C. Goena Vives, M. Morillas Bueno, A. Rengel Jimenez, D. Cea Primo, I. Villanueva Benito, I. Solla Ruiz, F. De La Cuesta Arzamendi (Donostia, Usansolo-Galdakao and Mendaro, ES)
- The use of mechanical ventilation and sepsis are the strongest predictors of in-hospital mortality in patient admitted with acute cardiogenic pulmonary edema.** P123
B. Widyantoro, S. S. Danny, D. Y. Herdanto, A. W. Sarastuti, I. Firdaus, D. Zamroni, V. Rossimarina, V. G. Redjeki, D. P. Tobing, I. Irmalita, D. A. Juzar (Jakarta, ID)
- Contribution of type 2 diabetes mellitus in deteriorate 24 hours ABPM vascular risk profile and ventricular function in patients with acute heart failure.** P124
A.M. Gonzalez, A.M. Garcia-Bellon, C. Jimenez Rubio, M. De Mora-Martin (Malaga and Velez- Malaga, ES)
- Non-cardiovascular co-morbidities and complications in cardiogenic shock? prevalence and impact on prognosis.** P125
B. Picarra, A.R. Santos, J. Pais, M. Carrington, D. Bras, K. Congo, K. Carvalho, J. Aguiar, S.P.C. Cardiologia (Évora and Coimbra, PT)
- Predictors of renal replacement therapy after heart transplantation and its impact on long-term survival.** P126
P.L. Cepas Guillen, B. Ivey-Miranda, E. Flores, M. Farrero-Torres, S. Evelyn, F. Perez-Villa (Barcelona, ES; Mexico City, MX)
- Evaluation of the prevalence of nocturnal hypertension in patients with acute heart failure.** P127
D. Prieto Toro, A.M. Gonzalez-Gonzalez, A.M. Garcia-Bellon, J. Rodriguez Silva, M. De Mora- Martin (Malaga, ES)
- Cardiovascular events in stroke patients as predictor of mortality to medium term follow up.** P128
H. Santos, I. Almeida, H. Miranda, S. Almeida, J. Chin, C. Sousa, L. Almeida, J. Tavares (Barreiro, PT)
- Acute Heart Failure - Clinical Cases**
- Valvular involvement in anca-associated systemic vasculitides.** P129
R. Natividad Andres, D. Rodrigo Carbonero, U. Estandia Ibaibarriaga, R. Voces Sanchez, P. Perez Garcia, A. Martin Lopez, J.F. Larrea Egurbide, C. Gomez Ramirez, C. Goena Vives, J. Andres Novales, A. Ibarra Gutierrez, A. Alonso Del Olmo, J.L. Francisco Matias, V. Montero Gato, M.E. Natividad Andres (Baracaldo, Mendaro and Bilbao, ES)
- SOB: Shortness of breath.** P130
D. Ribic (Oslo, NO)
- Heart failure and plasminogen activator inhibitor 1 in acute ST elevation myocardial infarction treated with primary percutaneous coronary intervention.** P131
M. Pavlov, Z. Babic, V. Nikolic Heitzler, A. Djuzel, K. Kordic, I. Celap, V. Degoricija (Zagreb, HR)
- New cold-agglutinin disease following tricuspid valve replacement complicated by right heart failure and severe acute respiratory failure requiring VV-ECMO.** P132
J. Wilson, S. Moosai, F.A. Caetano, M. Morosin, C. Langrish, J. Doyle, M. Caputo, F. Padadopolou, A. Clark, S. Deplano, S. Uddin, S. Price (London and Bristol, GB)
- Heart failure as a debut of an extra-adrenal pheochromocytoma.** P133
R. Natividad Andres, C. Gomez Ramirez, C. Goena Vives, D. Rodrigo Carbonero, A. Ibarra Gutierrez, I. Sagasti Aboitiz, A. Acin Labarta, L.E. Escobar Lopez, P.M. Montes Orbe, M.E. Natividad Andres, M. Campana Lazaro, A. Nunez Iniguez, L. Orive Melero, P. Rueda Plagaro, S. Gomez Varela (Baracaldo, Mendaro, San Sebastian and Bilbao, ES)
- Non-standard therapy for end-stage heart failure may change the qualification for heart transplantation.** P134
M. Banaszewski, M. Dziekiewicz, A. Oleksiak, I. Wojtkowska, M. Kuzin, A. Konopka, M. Marona, M. Celinska-Spodar, T. Cichocki, P. Kolsut, M. Kusmierczyk, J. Stepinska (Warsaw, PL)
- Austrian's syndrome: an exceptional manifestation of endocarditis.** P135
P. Guardia Martinez, A.L. Aviles Toscano, P. Palomino Luque, J. Rodriguez Silva, M.I. Navarrete Espinosa, A. Rojas Sanchez, D. Prieto Toro, J. Gonzalez Lozano, P. Ruiz Martin, C. Lara Garcia, M. Mancisidor Urizar (Malaga, ES)
- Parvovirus-B19 myocarditis: a damaged heart in a tightrope.** P136
P.M. Araujo, A. Nunes, S. Amorim, T. Pinho, M. Campelo, M.J. Maciel (Porto, PT)
- Veno-arterial extracorporeal membrane oxygenation for acute fulminant myocarditis: a bridge to life.** P137
M. Goncalves, A. Tralhao, M. Marques, C. Aguiar, J. Ferreira, M. Abecasis, J.P. Neves, M. Mendes (Lisbon, PT)
- Mechanical circulatory support in septic cardiomyopathy: sometimes less is more.** P138
D. Ribeiras Cabral, B. Patel, R. Fisher, R. Trimlett, F. Caetano, S. Uddin, S. Price (London, GB)
- Ecmo as bridge to recovery in a case of fulminant myocarditis.** P139
M. Stratinaki, N. Aravanis, J. Malakos, E. Fountas, M. Antonopoulos, V. Voudris, E. Sbarouni (Athens, GR)
- ANCA positive vasculitis masquerading as acute heart failure.** P140
I. Kasouridis, C. Badu-Boateng, J.H. Shannon (Dartford and Camberley, GB)

Acute Coronary Syndromes - Epidemiology, Prognosis, Outcome

- Acute Coronary Syndromes - Epidemiology, Prognosis, Outcome - Poster Discussant - 12:45 - 13:45.** P141
To be announced
- Impact of recurrent myocardial infarction on long-term mortality in a contemporary Japanese cohort of patients with acute myocardial infarction.** P142
H. Wada, M.O. Ogita, S.S. Suwa, K.N. Nakao, Y.O. Ozaki, K.K. Kimura, J.A. Aiko, T.N. Noguchi, S.Y. Yasusa, K.F. Fujimoto, Y.N. Nakama, K.N. Nishimura, Y.M. Miyamoto, H.O. Ogawa, M.I. Ishihara (Izunokuni, Kumamoto, Toyoake, Yokohama, Sagami-hara, Osaka, Hiroshima and Nishinomiya, JP)
- Clinical characteristics and one year outcomes of elderly patients with ST elevation or non ST elevation acute coronary syndrome undergoing percutaneous coronary intervention.** P143
N. Morici, S. Savonitto, L.A. Ferri, D. Grosseto, G. Tortorella, G. Crimi, C. Cavallini, R. Antonicelli, L. Antolini, G. Alicandro, C. La Vecchia, S. De Servi (Milan, Lecco, Rimini, Reggio Emilia, Pavia, Perugia and Ancona, IT)
- Comparison of major cardiac events and clinical outcomes in diabetic patients with acute myocardial infarction following administration of low to moderate dose statin versus high dose statin.** P144
S. J. Jun, K.J. Lee, Y.H. Ku (Gunsan-si, Jeollabuk-do, Korea and gwangju, KR)
- Prognostic markers of atrial fibrillation after STEMI.** P145
D. Duplyakov, I. Zolotovskaya, I. Davydkin, V. Kokorin (Samara and Moscow, RU)
- Mechanical complications and acute coronary syndrome: clinical and demographic predictors.** P146
H. Miranda, I. Almeida, H. Santos, S. Almeida, J. Chin, C. Sousa (Barreiro, PT)
- What is the real-life impact of percutaneous coronary intervention on-site?** P147
H. Miranda, I. Almeida, I. Almeida, H. Santos, H. Santos, S. Almeida, S. Almeida, J. Chin, J. Chin, C. Sousa, C. Sousa, J. Tavares, J. Tavares (Barreiro, PT)
- Pacemaker rhythm in acute coronary syndrome - does it influence our approach?** P148
J. De Sousa Bispo, R. Fernandes, T. Mota, P. Azevedo, J.P. Guedes, J. Ferreira, N. Marques, W. Santos, J. Mimoso, A. Camacho, I. Jesus (Faro, PT)
- Primary angioplasty in total acute left main coronary occlusion.** P149
A. Chauca Tapia, A. Gutierrez Barrios, I. Noval Morillas, S. Camacho Freire, D. Canadas Pruano, R. Vazquez Garcia (Cadiz, Huelva and Jerez de la Frontera, ES)
- Pulmonary congestion assessed by lung ultrasound is associated with increased mortality in ST-Elevation myocardial infarction.** P150
R. Gopar Nieto, D. Araiza-Garaygordobil, M.A. Arias-Mendoza, G. Raymundo-Martinez, A. Cabello-Lopez, P. Martinez-Amezcuca (Mexico City, MX; Baltimore, US)
- Delay in acute reperfusion therapy in acute ST-segment elevation myocardial infarction.** P151
S. Dharma, I. Dakota, H. Andriantoro, U. Lubiantoro, V. Pratama, R. Rasmin, H. Isnaniyah, F. Suling, K. Iskandarsyah, I. Prasetya, B. Hartono, L. Nugrohowati, M.A. Yassiin, F. Ahmad M, A. Romulo (Jakarta, North Jakarta, Central Jakarta, East Jakarta, South Jakarta and Bekasi, ID)
- Lack of diagnostic accuracy of acute myocardial infarction discharge codes by Italian national agency: insight from a quality improvement initiative in a tertiary care hospital.** P152
A. Barengo, M. Portolan, A. Raisaro, R. Camporotondo, F. Fortuni, M.L. Fiorentini, A. Repetto, F.M. Dioniso, M. Gnechchi, L. Oltrona, G.M. De Ferrari, S. Leonardi (Pavia, IT)
- Complete right bundle branch block as a marker of poor prognosis in non-ST elevation acute myocardial infarction.** P153
J.A. Da Conceicao Pedro Pais, B. Picarra, R.A. Guerreiro, M. Carrington, A.R. Santos, D. Bras, J. Carvalho, K. Congo, D. Neves, J. Aguiar (Evora, PT)
- Clinical characteristics and long-term outcomes in patients with acute coronary syndrome during the trip.** P154
N. Takahashi, M. Ogita, R. Nishio, K. Yasuda, M. Takeuchi, T. Iso, T. Sonoda, S. Yatsu, H. Wada, T. Shiozawa, S. Tsuboi, S. Suwa, H. Daida (Izunokuni and Tokyo, JP)
- Nutritional status and prognosis in elderly patients with acute coronary syndrome.** P155
E. Tonet, M. Serenelli, O. Alegre, J. Baneras, G. Bugani, A. Sionis, P. Cimaglia, M. Martinez-Selles, G. Campo, A. Ariza-Sole (Ferrara, IT; Barcelona and Madrid, ES)
- Long term prognosis of complete versus culprit vessel only revascularization in patients with NSTEMI and multi vessel disease: CARDIOCHUS REGISTRY.** P156
R.M. Agra Bermejo, P. Rigueiro Veloso, A. Cordero, E. Rodriguez Romero, D. Iglesias Alvarez, C. Abou-Jokh, B. Diaz Diaz, B. Alvarez Alvarez, B. Cid Alvarez, A. Roman Rego, J.R. Gonzalez Juanatey, J.M. Garcia Acuna (Santiago de Compostela and Alicante, ES)
- Clinical outcome in very elderly patients referred for percutaneous coronary intervention for acute coronary syndromes.** P157
M. Marino, M. Cacucci, A. Catanoso, P. Valentini, M. Landolina (Crema, IT)
- Analysis of cases of type 2 myocardial infarction in a multidisciplinary clinic.** P158
I. A. Leonova, S. Boldueva, D. Oblavatsky, M. Ryzhikova, V. Feoktistova (St-Petersburg, RU)
- Prognostic value of the detection of renal damage in patients with acute coronary syndrome and normal creatinine.** P159
A. M. Campos Pareja, M. Frutos Lopez, P. Cristobo Sainz, M. Fernandez Quero, L. Diaz De La Llera, J.M. Cubero, A. Guisado Rasco, M. Villa Gil Ortega (Seville, ES)

Patients with congestive heart failure and acute myocardial infarction. P160
J.-U. Roehnisch, H. Minden, B. Maier, S. Behrens, L. Bruch, R. Schoeller, H. Schuehlen, M. Stockburger, H. Theres (Berlin, Hennigsdorf and Nauen, DE)

Acute Coronary Syndromes - Pathophysiology and Mechanisms & Diagnostic Methods

Acute Coronary Syndromes - Pathophysiology and Mechanisms & Diagnostic Methods - Poster discussant - 12:45 - 13:45. P161
A. Sambola Ayala (Barcelona, ES)

Persistent inflammation and cardiac remodeling after anterior ST-segment elevation acute myocardial infarction. PIN- CARE study. P162

N. Rojo Prieto, C. Palacios Echavarren, I. Iglesias Garriz, C. Garrote Coloma, N. Alonso Orcajo, A. Garcia Del Egido, F. Fernandez-Vazquez, E. Prieto Garcia, I. Prieto Salvador, O. Rivero Lezcano, C. Gonzalez Cortes, T. Lopez Sobrino, X. Bosch Genover (Leon and Barcelona, ES)

Red blood cell distribution width on admission does not predict ventricular remodeling in patients with a first anterior acute myocardial infarction. P163

I. Pariggiano, J. A. Barrabes, V. Pineda, I. Otaegui, J. Baneras, J. Rodriguez-Palomares, R.M. Lidon, A. Sambola, L. Mila, J. Figueras, D. Garcia-Dorado (Barcelona, ES)

Genetic factors of hereditary affliction to ischemic heart disease and atherosclerosis of the left main coronary artery. P164

E.N. Ivantsov, E.N. Ivantsov, F.A. Magamedkerimova, F.A. Magamedkerimova, N.R. Khasanov, N.R. Khasanov, D.A. Zateyshchikov, D.A. Zateyshchikov (Kazan and Moscow, RU)

Manifold functions of CD31 in acute coronary syndromes: immunomodulator or platelet aggregation mediator? P165

D. Pedicino, R. Vinci, A. D'aiello, E. Pisano, A. Bonanni, D. Galante, C. Lucci, A. Ruggio, G. Russo, A. Severino, D. Flego, G. Niccoli, A.G. Rebuzzi, F. Crea, G. Liuzzo (Rome, IT)

Serum albumin prognostic value in patients with acute coronary syndrome with ST-segment elevation. P166

F. M. Fonseca Goncalves, J.P. Guimaraes, S.C. Borges, J.J. Monteiro, P.S. Mateus, J.I. Moreira (Vila Real, PT)

Prognostic impact of thrombocytopenia in the risk of major bleeding in acute coronary syndrome patients. P167

J.P. Alves Guimaraes, F. Goncalves, M. Moz, S. Borges, P.S. Mateus, J. Trigo, J.I. Moreira (Vila Real, PT)

Coronary atherosclerotic plaque vulnerability rather than stenosis predispose to acute coronary syndromes. P168

M. Laimoud, F. Faris, H. Elghawaby (Cairo, EG)

Intravascular evaluation of coronary atherosclerotic lesions among egyptian diabetic patients with acute coronary syndromes. P169

M. Laimoud, F. Faris, H. Elghawaby (Cairo, EG)

Acute coronary syndromes and bioabsorbable magnesium scaffold. P170

I. Noval Morillas, A. Gutierrez Barrios, A. Gomez Menchero, C. Collado Moreno, T. Bretones Del Pino, G. Calle Perez (Cadiz, Huelva and Puerto Real, ES)

Determining the guiding symptom of the visit and the final diagnosis in emergency episodes in which high-sensitivity troponin measurements have been requested. P171

P. Gomez Gomez, A. Lareo Vicente, A. Perez Asensio, F.J. Galvan Roman, R. Martin Asenjo, F. Rivas Clemente (Madrid, ES)

Antithrombotic treatment in patients with new-onset atrial fibrillation after acute coronary syndrome. P172

A. Marques, A.R. Pereira, S. Alegria, D. Sebaiti, A. Briosa, C. Martins, I. Rangel, I. Joao, H. Pereira (Almada, PT)

Acute Coronary Syndromes: Biomarkers, Pharmacotherapy and Prevention

Acute Coronary Syndromes: Biomarkers, Pharmacotherapy and Prevention - Poster discussant - 12:45 - 13:45. P173
K. Huber (Vienna, AT); J. Schultz (Aarhus N, DK)

Markers of myocardial injury improve faster than clinicians: the experience of a large metropolitan area. P174

A. Pecoraro, G. Casella, C. Descovich, R. Mancini, S. Zagnoni, E. Filippini, G. Di Pasquale (Bologna, IT)

A novel high-sensitivity cardiac troponin i assay for early diagnosis of acute myocardial infarction. P175

J. Boeddinghaus, T. Nestelberger, R. Twerenbold, M. Rubini Gimenez, L. Koechlin, V. Troester, D. Wussler, P. Badertscher, K. Wildi, J. Du Fay De Lavallaz, J.E. Walter, C. Puelacher, T. Reichlin, C. Mueller (Basel, CH)

The utility of serum soluble st2 measured at discharge in prognostication of late ventricular adverse remodeling in patients patients with st-segment elevation myocardial infarction. P176

O.V. Petyunina, M.P. Kopytsya, A. E. Berezin (Kharkiv and Zaporozhye, UA)

Serum microRNA-27a expression in patients with acute coronary syndrome without ST-segment elevation undergoing percutaneous coronary intervention. P177

A. S. Draganova, E. A. Polyakova, O. D. Belyaeva, D. A. Kolodina, M. I. Zaraiskii, O. A. Berkovich, E. I. Baranova (Saint Petersburg, RU)

miR-1 and miR-126 concentrations in patients with acute myocardial infarction treated invasively. P178

E. Kazimierczyk, A. Eljaszewicz, R. Kazimierczyk, K. Kaminski, B. Sobkowicz, M. Gierlotka, M. Moniuszko, A. Tycinska (Bialystok and Opole, PL)

Without rhyme or reason...are we abusing of troponin testing? P179

M. J. Farrugia, J. Bonello, E. Micallef, M. Caruana (Msida, MT)

- Prognostic value of high sensitivity troponin T second peak occurrence after ST elevation myocardial infarction.** P180
A.R. Pereira, A.R. Almeida, I. Cruz, A. Marques, S. Alegria, A. Brios, D. Sebaiti, H. Pereira (Almada, PT)
- Early p2y12 inhibitors escalation in st segment elevation myocardial infarction: prevalence, impact on platelet production and function, and long-term prognosis.** P181
L. Malinova, P. Dolotovskaya, N. Puchnyan, N. Furman (Saratov, RU)
- Early versus delayed treatment with ticagrelor on residual thrombus after percutaneous coronary intervention in patients presenting with non-ST-elevation acute coronary syndrome.** P182
J.M. Cho, I.H.Y. Yang, C.J.K. Kim (Seoul, KR)
- Switching between antiplatelet therapy.** P183
D. Roque, D. Candeias Faria, J. Augusto, J. Baltazar Ferreira, M. Beringuilho, P. Magno, M. Santos, C. Morais (Amadora, PT)
- Elegibility criteria for low-dose ticagrelor or rivaroxaban after an acute coronary syndrome in a real-world population.** P184
D. Candeias Faria, J. Ferreira, M. Beringuilho, D. Roque, M. Santos, L. Brizida, P. Abreu, C. Morais (Amadora, PT)
- Clinical parameters associated with ST segment resolution 60 minutes after fibrinolytic in STEMI patients.** P185
T. Daindes, M. Fadil, Y.R. Ilhami, M. Syafri, M. Syukri (Padang, ID)
- Polymorphism rs776746 in the gene of cyp3a5 is able to us for predicting of clinical efficiency of bisoprolol in patients with acute coronary syndromec.** P186
I. A. Leonova, S. Boldueva, S. Boldueva, V. Shumkov, V. Shumkov, K. Zagorodnikova, K. Zagorodnikova, V. Petrova, V. Petrova (St-Petersburg, RU)
- Efficacy and safety of association of abciximab with prasugrel or ticagrelor in patients undergoing percutaneous intervention.** P187
A. Valls Serral, C. Fernandez Diaz, P. Alonso Fernandez, M.A. Esteve Pastor, A. Berenguer Jofresa, A.M. Cubillos Arango, J. Vano Bodi, S. Morell-Cabedo (Valencia, ES)
- Prognosis of arterial thromboembolic complications in patients with extrasystolic arrhythmia.** P188
O. A. Germanova, A. V. Germanov (Samara, RU)
- Degrees in the coronary flow impairment related to therapy and diastolic dysfunction in patients with non-obstructive coronary artery disease.** P189
N. Emilova, S. Denchev (Sofia, BG)
- The Utilisation of predischage checklist for effective patient communication in acute coronary syndrome patients.** P190
S. Moteea, S. Quek, J. Easa, B. Wood, S. Bulugahapitiya (Bradford, GB)
- Which canc prevent cardiac remodelling in high risk patients, control of hypertension or control of diabetes?** P191
M. El Tahlawi, M. Atef, G. Ibrahim, M. Shah (Zagazig, EG)
- Association of the vasoactive therapy with impairment in coronary flow and persistence of angina in patients with non-obstructive coronary disease and slow coronary flow.** P192
N. Emilova, S. Denchev (Sofia, BG)
- Improvement of lipid profile post cardiac rehabilitation in patients with previous ACS according to the patient's level of risk.** P193
A. Chauca Tapia, R. Colman Llamozas, I. Noval Morillas, T. Bretones Del Pino, L. Gutierrez Alonso, R. Vazquez Garcia (Cadiz, ES)

Acute Coronary Syndromes: Treatment, Revascularization

- Acute Coronary Syndromes: Treatment, Revascularization- Poster Discussant – 12:45 - 13:45.** P194
P.M. Clemmensen (Hamburg, DE); To be announced
- Feasibility and safety of distal radial approach in emergency coronary angiography and intervention.** P195
Y. Mizuguchi, S. Hashimoto, T. Yamada, N. Taniguchi, S. Nakajima, T. Hata, A. Takahashi (Kobe, JP)
- Procedural and clinical benefits of selective thrombus aspiration in acute myocardial infarction treated with primary PCI. Insights from the TAPER registry.** P196
A. Jurado Roman, J.M. Montero Cabezas, G. Martinez Rodriguez, J. Molina Martin De Nicolas, J. Abellan, A. Fuensalida, M.J. Schali, M.T. Lopez Lluva, A. De Labriolle, I. Sanchez Perez, F. Lozano (Ciudad Real, ES; Leiden, NL; Santiago, CL; Montauban, FR)
- Preditors and characterization of ischemic cerebral events during hospitalisation after primary angioplasty with routine manual thrombus aspiration system.** P197
D. Roque, D. Candeias Faria, J. Augusto, J. Simoes, P. Magno, C. Morais (Amadora, PT)
- Results of percutaneous coronary intervention with second-generation drug coated balloons in elderly patients at a long-term follow-up.** P198
I. Sanchez Perez, J. Abellan Huertas, M.T. Lopez Lluva, A. Jurado Roman, J.A. Requena Ibanez, F. Lozano Ruiz-Poveda (Ciudad Real, ES)
- Coronary revascularisation surgery in acute coronary syndrome. Early or deferred?** P199
T. Lopez Sobrino, N. Rojo Prieto, R. Andrea Riba, E. Quintana Obrador, M. Castella Pericas, X. Bosch Genover, J.T. Ortiz Perez (Barcelona, ES)
- Management of acute myocardial infarction in patients over 80 years old.** P200
M. Broslavskyte, R. Serpytis, G. Navickas, R. Samalavicius, P. Serpytis (Vilnius, LT)

- The association between primary percutaneous coronary intervention and outcomes in patients with ST-segment elevation myocardial infarction with different time from symptom onset to hospitalisation.** P201
A.D. Erlikh (Moscow, RU)
- Bufarication coronary stenting in patients with acute coronary syndromes.** P202
S. Salakhitdinov, D. Alimov, B. Alimkhanov, K.H. Mirzakarimov (Tashkent, UZ)
- Level of hs-CRP and BNP in patients with myocardial infarction depending on the lipid-lowering effect of atorvastatin.** P203
E. Dushina, Y. Barmenkova, I. Matrosova (Penza, RU)
- Impact of time from diagnosis to PCI in STEMI patients' outcomes.** P204
J. De Sousa Bispo, J.M. Mimoso, R. Fernandes, T. Mota, P. Azevedo, N. Marques, W. Santos, J. Mimoso, A. Camacho, I. Jesus (Faro, PT)
- Evaluation of in-hospital and 2-years follow-up outcomes in patients with myocardial infarction after manual thromb aspiration.** P205
I. A. Leonova, S. Boldueva, D. Maznev, A. Kaledin, E. Shloido, V. Ardeev (St-Petersburg and Saint-Petersburg, RU)
- Clinical events and prognosis comparison of multivessel vs. single vessel disease complete revascularisation during primary percutaneous coronary intervention in patients with ST elevation myocardial.** P206
H. G. Hayrapetyan, S.H. A. Torozyan, H.H. Petrosyan, A. A. Tsaturyan (Yerevan, AM)

Acute Coronary Syndromes Clinical

- Acute Coronary Syndromes - Clinical - Poster Discussant – 12:45 - 13:45.** P207
G. Fuernau (Luebeck, DE); M. Tubaro (Rome, IT)
- Some wounds never heal: very very late stent thrombosis.** P208
I. Noval Morillas, A. Gutierrez Barrios, S. Camacho Freire, L. Gheorghe, G. Calle Perez, R. Vazquez Garcia (Cadiz and Huelva, ES; Nieuwegein, NL)
- Long-term outcome of pre-specified ECG patterns in acute coronary syndrome.** P209
K. Konttila, K. Koivula, M. Eskola, M. Martiskainen, H. Huhtala, V. Virtanen, J. Mikkelsson, K. Jarvela, K. Niemela, P. Karhunen, K. Nikus (Tampere and Pori, FI)
- Characterisation of a population with ST-segment elevation myocardial infarction (STEMI) and acute severe mitral regurgitation in the age of primary angioplasty.** P210
P. Vidal-Cales, P.L. Cepas Guillen, E. Flores-Umanzor, A. Fernandez-Valledor, T. Lopez-Sobrinio, C. Del Castillo, J.T. Ortiz, X. Bosch, R. Andrea (Barcelona, ES; Santiago, CL)
- Myocardial infarction due to acute left circumflex (LCx) occlusion: electrocardiographic parameters, infarct size, reperfusion delay, average hospital stay and cardiovascular mortality.** P211
P. Perez Diaz, A. Jurado Roman, I. Sanchez Perez, M.T. Lopez Lluva, R. Maseda Uriza, J. Piqueras Flores, J. Abellan Huerta, J.A. Requena Ibanez, R. Frias Garcia, F. Lozano Ruiz Poveda (Ciudad Real, ES)
- Admission criteria in critical care units of elderly patients with acute coronary syndrome from the spanish hospital emergency services.** P212
J. I. Llao, A. Ariza-Sole, V. Lorente, J. Jacob, F. Formiga, F. Marin, M. Martinez-Selles, A. Viana-Tejedor, A. Bardaji, A. Sionis, A. Palau-Vendrell, P. Diez-Villanueva, J. Aboal, V. Gonzalez- Salvado, H. Bueno (Barcelona, Murcia, Madrid, Tarragona, Girona and Santiago de Compostela, ES)
- Impact of multivessel coronary artery disease on long term prognosis in patients with ST-elevation myocardial infarction.** P213
L. Savic, I. Mrdovic, M. Asanin, G. Krljanac, R. Lasica, D. Rajic, B. Kastel (Belgrade, RS)
- Relation of subclinical hypothyroidism and mortality among myocardial infarction patients.** P214
Y. Shacham, E.L.E.N.A. Izhakov, K.L. Rozenfeld, Y.A.N. Topilsky, S.H.M.U.E.L. Banai, D.A.V.I.D. Zahler (Tel Aviv, IL)
- Relation of lowering door to balloon time and mortality in st segment elevation myocardial infarction patients undergoing percutaneous coronary intervention.** P215
Y. Shacham, D.A.V.I.D. Zahler, S.H.M.U.E.L. Banai, Y.A.N. Topilsky, Z.A.C.H. Rozenbaum (Tel Aviv, IL)
- Persistent renal injury among myocardial infarction patients treated by primary percutaneous intervention.** P216
Y. Shacham, G.I.L.A.D. Margolis, Z.A.C.H. Rozenbaum, N.A.T.A.L.I. Kofman, D.O.R. Ravid (Tel Aviv, IL)
- Acute renal impairment among elderly patients presenting with st elevation myocardial infarction - incidence, correlates and outcomes.** P217
Y. Shacham, S.H.A.F.I.K. Khoury, Z.A.C.H. Rozenbaum, S.H.M.U.E.L. Banai, Y.A.N. Topilsky, G.I.L.A.D. Margolis (Tel Aviv, IL)
- Cardioprotective effect of cyclosporine in acute anterior myocardial infarction complicated by imminent or full cardiogenic shock.** P218
M. J. Claeys, M. J. Claeys, P. Coussement, P. Dubois, D. Garcia-Dorado, C. Amaz, N. Mewton, M. Ovize (Antwerp, Bruges and Charleroi, BE; Barcelona, ES; Lyon, FR)
- Acute myocardial infarction with ST-segment elevation, would the influence of cardiovascular risk factors vary with age?** P219
C. Lara Garcia, A.M. Garcia-Bellon, A.M. Gonzalez, M. De Mora-Martin (Malaga, ES)

- Risk markers for early mortality at first medical contact in cardiogenic shock complicating acute coronary syndrome.** P220
D. Iglesias, M. Perez-Poza, M. Perez-Poza, M. Perez-Poza, R. Agra-Bermejo, R. Agra-Bermejo, R. Agra-Bermejo, J.M. Garcia-Acuna, J.M. Garcia-Acuna, J.M. Garcia-Acuna, P. Rigueiro-Veloso, P. Rigueiro-Veloso, P. Rigueiro-Veloso, M. Rodriguez-Manero, M. Rodriguez-Manero, M. Rodriguez-Manero, B. Alvarez-Alvarez, B. Alvarez-Alvarez, B. Alvarez-Alvarez, X. Sanmartin-Pena, X. Sanmartin-Pena, X. Sanmartin-Pena, C. Cacho-Antonio, C. Cacho-Antonio, C. Cacho-Antonio, T. Gonzalez-Ferrero, T. Gonzalez-Ferrero, T. Gonzalez-Ferrero, A. Torrelles-Fortuny, A. Torrelles-Fortuny, A. Torrelles-Fortuny, J.R. Gonzalez-Juanatey, J.R. Gonzalez-Juanatey, J.R. Gonzalez-Juanatey (Santiago de Compostela, ES)
- New predictive score of mortality and cardiogenic shock in patients with acute myocardial infarction.** P221
J.A. Da Conceicao Pedro Pais, B. Picarra, R.A. Guerreiro, M. Carrington, A.R. Santos, D. Bras, K. Congo, J. Carvalho, D. Neves, J. Aguiar (Evora, PT)
- Cardiac and non-cardiac complications in cardiogenic shock after st-elevation acute myocardial infarction.** P222
B. Picarra, A.R. Santos, J. Pais, M. Carrington, D. Bras, R. Guerreiro, J. Aguiar, S.P.C. Cardiologia (Évora and Lisboa, PT)
- Clinical features in patients with acute coronary syndrome with cardiogenic shock.** P223
M. Almendarez Lacayo, L. Gutierrez De La Varga, L. Diaz-Chiron Sanchez, R. Padron Encalada, I. Pascual Calleja, P. Avanzas Fernandez, R. Del Valle Fernandez, C. Moris De La Tassa, A. Suarez Cuervo (Oviedo, ES)
- Gender related differences of shock index, does one size fit all?** P224
N. Garcia-Gonzalez, P. Villar, A. Izquierdo, M. Hidalgo-Velastegui, T. Seoane, B. Lorenzo, J. Carmona, D. Arroyo, I. Martinez, M. Almendro, R. Hidalgo, J.C. Garcia-Rubira (Seville, ES)
- QTc prolongation in tako-tsubo cardiomyopathy: what is the clinical impact?** P225
A. Marques, B. Faria, R. Pontes Santos, N. Craveiro, J. Gil, L. Reis, F. Sa, A.R. Pereira, S. Alegria, R. Guerreiro, O. Azevedo, N. Marques (Almada, Guimaraes, Penafiel, Santarem, Viseu, Coimbra, Leiria, Evora and Faro, PT)

Acute Coronary Syndromes - Clinical Cases

- Acute Coronary Syndromes - Clinical cases discussant – 12:45 - 13:45.** P226
M. El Tahlawi (Zagazig, EG)
- Coronary vasospasm in context of an endoscopic procedure.** P227
I. Almeida, H. Santos, H. Miranda, J. Chin, L. Santos, C. Sousa, S. Almeida, L. Almeida, J. Tavares (Lisboa, PT)
- Median arcuate ligament syndrome causing chest pain in a patient with personal background of myocardial ischemia.** P228
P.M. Mendoza Cuartero, A. Elorriaga Madariaga, M. Varona Peinador, A. Arregi Lopez, G. Aurrekoetxea Bajeneta, C. Asla Ormaza, I. Bravo Martinez, A. Andres Morist, R. Saez Moreno (Bilbao, ES)
- Unmasking a singular culprit for cardiogenic shock - looking beyond the coronary tree.** P229
M. Coutinho Cruz, L. Almeida-Morais, G. Portugal, R. Ilhao-Moreira, T. Branco-Mano, J. Reis, R. Cruz-Ferreira (Lisbon, PT)
- Cardiogenic or septic shock after STEMI: case report of 96 hours of Swan Ganz hemodynamic monitoring.** P230
F. Canas, D.F. Bautista, N.A. Florez, G.C. Giraldo-Gonzalez (Cali, CO)
- A brave decision: TAVI, Impella CP heart pump and rotational atherectomy.** P231
I. Pascual, R. Padron, P. Avanzas, A. Alperi, R. Diaz, D. Vaquero, C. Moris (Oviedo, ES)
- The relationship between the severity of coronary artery disease and myocardial blush grade after primary PCI.** P232
A.R.E.F.I.N. Md Minhaj, M. G. Azam (Dhaka, BD)
- Impact of myocardial blush grade on in-hospital outcome after primary percutaneous coronary intervention.** P233
A.R.E.F.I.N. Md Minhaj, M. G. Azam (Dhaka, BD)
- Chemo-coronaries: A rare form of coronary vasospasm following 5-FU infusion.** P234
G. Prousi, J. Moran (Allentown, US)
- Acute myocardial infarction with multiple coronary thrombosis in a young multi-drug addict (amphetamines, cannabinoids & tramadol)** P235
M. Laimoud, F. Faris (Cairo, EG)
- Acute thrombosis and intravascular ultrasound guidance treatment of a mesh covered stent.** P236
R. Padron, I. Pascual, A. Alperi, P. Avanzas, C. Moris (Oviedo, ES)

Acute Cardiac Care - Poster Discussant

- Acute Cardiac Care - Poster Discussant – 12:45 - 13:45.** P237
J. Poess (Luebeck, DE); R. Trimlett (London, GB); G. Marenzi (Segrate, IT)

Acute Cardiac Care - Resuscitation

- Pre-hospital predictors of intrahospital survival and neurological outcome in patients with out-of hospital cardiac arrest.** P238
M. Jarakovic, S. Bjelica, B. Crnomarkovic, M. Petrovic, I. Srdanovic, M. Trajkovic, S. Dimic, L.S. Oaldje, M. Kovacevic (Sremska Kamenica, RS)

Prevalence of coronary artery disease in patients after cardiac arrest without ST elevations at hospital admission. **P239**
A retrospective cohort analysis.

M. Mueller, D. Dziekan, M. Poppe, C. Clodi, C. Schriefl, C. Roth, A. Nuernberger, M. Holzer, C. Weiser (Vienna, AT)

Ischemic etiology of OHCA have better neurological outcome and similar 30-day mortality than another causes of OHCA. **P240**

M. Strycek, J. Karasek, J. Seiner, J. Lejsek, R. Polasek (Liberec, CZ)

Targeted temperature management in comatose cardiac arrest survivors, experience in a tertiary hospital. **P241**

S. Calero Nunez, M.I. Barrionuevo Sanchez, M.J. Corbi-Pascual, S. Diaz Lancha, C. Llanos Guerrero, C. Urraca Espejel, V. Ferrer Bleda, J.J. Portero Portaz, V.M. Hidalgo Olivares, J.G. Cordoba Soriano, J.F. Garcia Sacristan Fernandez, J. Enero-Navajo (Albacete, ES)

Acute Cardiac Care - CCU, Intensive, and Critical Cardiovascular Care

Cardio-renal syndrome in acute decompensated heart failure patients admitted in a tertiary level cardiac hospital in Bangladesh. **P242**

M. Ishraquzzaman, F. Malik, B. Zaman, N. Ahmed, I. Jahan (Dhaka, BD)

Evolution of a cardiac intensive care unit in the last six years. **P243**

J.J. Portero Portaz, M.I. Barrionuevo-Sanchez, C. Urraca-Espejel, S. Calero-Nunez, S. Diaz-Lancha, G. Gallego-Sanchez, F.M. Salmeron-Martinez, C. Ramirez-Guijarro, J. Navarro-Cuartero, J.G. Cordoba-Soriano, V.M. Hidalgo-Olivares, M.A. Simon-Garcia, C. Lafuente-Gormaz, J.M. Jimenez-Mazuecos, M.J. Corbi-Pascual (Albacete, ES)

Safety of percutaneous tracheostomy in patients with double antiplatelet therapy. **P244**

T. Garcia Seoane, B. Lorenzo Lopez, M.J. Cristo Ropero, P. Ruiz Garcia, P. Villar Calle, N. Garcia Gonzalez, M. Almendro Delia, R. Hidalgo Urbano, J.C. Garcia Rubira (Seville, ES)

Altered nutritional status, inflammation and systemic vulnerability in patients with acute myocardial infarction. A prospective study in a level 3 cardiac critical care unit. **P245**

T. Benedek, V. Rus, N. Rat, S. Cernea, M. Chitu, R. Hodas, I. Benedek (Targu Mures, RO)

Acute Cardiac Care - Cardiogenic Shock

Veno-arterial extracorporeal membrane oxygenation in adults with cardiogenic shock: a 5-year experience in a tertiary referral hospital. **P246**

J. Garcia Carreno, I. Sousa Casasnovas, M. Juarez Fernandez, F. Diez-Delhoyo, C. Devesa Cordero, V. Bruna Fernandez, R. Sanz-Ruiz, E. Gutierrez Ibanes, J. Elizaga Corrales, M. Martinez-Selles, F. Ferndandez-Aviles (Madrid, ES)

Impella CP 1-year experience: characteristics and results of a tertiary referral hospital series. **P247**

I. Sousa Casasnovas, J. Garcia Carreno, M. Juarez Fernandez, C. Devesa Cordero, F. Diez-Delhoyo, V. Bruna Fernandez, R. Sanz-Ruiz, J. Elizaga Corrales, F. Fernandez Aviles, M. Martinez Selles (Madrid, ES)

Mortality in cardiogenic shock is stronger associated to clinical factors than biomarkers reflecting cardiovascular-and neurohormonal stress. **P248**

J. Josiassen, M. Frydland, L. Holmvang, L.O. Jensen, O.K. Moeller-Helgestad, J.P. Goetze, J.E. Moeller, C. Hassager (Copenhagen and Odense, DK)

Prediction of in-hospital mortality and cardiogenic shock in STEMI: a comparison between TIMI, GRACE and a New Score. **P249**

M. Carrington, A.R. Santos, J. Pais, B. Picarra, K. Hyde-Congo, R. Azevedo-Guerreiro, D. Bras, J. Aguiar (Evora, PT)

Predictors of mortality in cardiogenic shock patients: Impact of cardiac and non-cardiac complications. **P250**

B. Picarra, A.R. Santos, J. Pais, M. Carrington, D. Bras, R. Guerreiro, J. Aguiar, S.P.C. Cardiologia (Evora, PT)

The role of perioperative cardiorespiratory support in post infarction ventricular septal rupture-related cardiogenic shock. **P251**

A. Izquierdo, A. Ariza, J.C. Sanchez, F. Sbraga, D. Ortiz, A. Blasco, O. Alegre, D. Toral, V. Lorente, E. Santafosta, J. Toscano, I. Llao, A. Miralles, A. Cequier (Barcelona, ES)

Non-invasive mechanical ventilation in cardiogenic shock: a scenario to be discovered. **P252**

M.I. Barrionuevo Sanchez, M.J. Corbi-Pascual, V. Ferrer-Bleda, S. Diaz-Lancha, J.G. Cordoba-Soriano, C. Ramirez-Guijarro, S. Calero-Nunez, J. Navarro-Cuartero, C. Urraca-Espejel, J. Portero-Portaz, I. Lopez-Neyra, G. Gallego-Sanchez, F.M. Salmeron-Martinez, M.A. Simon-Garcia, C. Llanos-Guerrero (Albacete, ES)

Correlation between observed and predicted mortality in patients with cardiogenic shock in an intensive care unit. **P253**

L.G. Gomez Escobar, A. Vargas Villanueva, A. Duran Crane, L.M. Castillo, A.F. Buitrago (Bogota, CO)

Clinical predictors of cardiogenic shock in st-elevation myocardial infarction. **P254**

M. Trepa, R. Santos, M. Oliveira, R. Costa, B. Brochado, J. Silveira, A. Luz, H. Carvalho, S. Torres (Porto, PT)

Acute Cardiac Care - Cardiac Arrest

Real-world management of unconscious out-of-hospital cardiac arrest patients in a busy UK PPCI centre. **P255**

S. Elshafie, N. Tsanaxidis, S. Ahmed, B. Wrigley, A. Bajrangee, S. Khogali, J. Martins, M. Banks, J. Anthony, R. Jaumdally, J. Cotton, S. Munir (Wolverhampton, Dudley and Walsall, GB)

Influence of early coronary angiography and percutaneous coronary intervention on intrahospital survival after out-of-hospital cardiac arrest - retrospective cohort study. P256

M. Kovacevic, M. Jarakovic, S. Dimic, S. Bjelica, M. Petrovic, M. Trajkovic, L.S. Oaldje, B. Crnomarkovic, I. Srdanovic, A. Vulin, T. Popov (Sremska Kamenica, RS)

Early prognosis after out-of-hospital cardiac arrest using novel logistic risk score combining clinical assessment and neuron specific enolase as biomarker of brain injury: pilot study. P257

R. Ryczek, P.J. Kwasiborski, K. Czerwinska, P. Krzesinski (Warsaw, PL)

Differences, management and prognosis of patients with in-hospital and out-of-hospital cardiac arrest. P258

M. Vidal-Burdeus, J. Sans-Rosello, A. Duran-Cambra, M. Vila-Perales, S. Montero, A. Sionis, E. Fernandez-Peregrina, J. Sanchez-Vega, J. Carreras-Mora (Barcelona, ES)

Acute Cardiac Care - Clinical Cases

Native valve endocarditis caused by aspergillus fumigatus, management dilemma. P259

M.S.A. Mohamed, M. Aldosari, A. Alhamdan, H. Alghamdi, M. Alamr (Riyadh, SA)

Left ventricular pseudoaneurysm following silent myocardial infarction: a case report. P260

D. Cocco, D. Congia, G. Binaghi, E. Serra, A. Pani, G.S. Fele, M. Melis, G. Matta, S. Cossa, P. Manca, G. Lixi, E.M. Cirio, A. Rossi, M. Corda, M. Porcu (Cagliari, IT)

Delayed cardiac tamponade in an intravenous heroin user after needle break. P261

E. Kovacheska Bashurovska, J. Jovanoski, S. Tupare, B. Milacic (Ohrid, MK)

Extracorporeal life support in a bone marrow transplant recipient with presumed gvhd-related fulminant myocarditis. P262

F. Cannata, M. Briani, F. Roccasalva, M. Chiarito, L. Castagna, D. Pini, E. Corrada, M. Cecconi (Rozzano, IT)

ECMO after cardiac arrest due to chagas cardiomyopathy. P263

R. Mateos Gaitan, I. Sousa-Casasnovas, M. Juarez Fernandez, C. Devesa Montero, V. Bruna Fernandez, L. Vicent Alaminos, M. Martinez-Selles D'oliveira Soares, F. Fernandez-Aviles Diaz (Madrid, ES)

Active bleeding and acute myocardial infarction: a difficult decision. P264

L. Matute Blanco, E. Blanco Ponce, E. Pereyra Acha, I. Calaf Vall, N. Pueyo Balseells, I. Barriuso Barrado, C. Tomas Querol, I. Hernandez Marti, A. Aldoma Balasch, A. Bosch Gaya, M. Zielonka, P. Pastor Pueyo, J. Gayan Ordas, R. Bascompte Claret, F. Worner Diz (Lleida, ES)

Subarachnoid hemorrhage associated with ventricular fibrillation and cardiogenic shock. P265

J. Grand, C. Hassager, M.G. Lindholm, J.F. Lassen, N. Ihlemann, L. Obling, S. Wiberg, J. Kjaergaard (Copenhagen, DK)

Accelerated idioventricular rhythm after out-of-hospital cardiac arrest: does it confer a poor prognosis? P266

N. Rojo Prieto, T. Lopez Sobrino, L. Tirapu Sola, B. Carbonell Prat, M. Mimbreno Guillamon, S. Vazquez Calvo, C. Scardino, J. Rodriguez Londres, A. Fernandez Valledor, X. Bosch Genover, J.T. Ortiz Perez, R. Andrea Riba (Barcelona, ES)

A cardiac arrest and a low haemoglobin.. a diagnostic conundrum. P267

M. J. Farrugia, J. Bonello, S. Craus, R. Debono (Msida, MT)

Successful management of a patient with thrombotic left main coronary artery occlusion and cardiac arrest. P268

S. Manukyan, M.A.R.A.T. Aripov, F.M. Dadabayev, P.H.I.L.I.P. La Fleur (Astana, KZ)

Pulmonary Circulation, Pulmonary Embolism, Right Heart Failure

Pulmonary Circulation, Pulmonary Embolism, Right Heart Failure - Poster Discussant - 12:45 - 13:45. P269

To be announced

The prognostic role of computed tomography localization of thrombus in normotensive pulmonary thromboembolism patients. P270

R. L. Ploesteanu, A.C. Nechita, S. Andrucovici, A.M. Andronescu, C. Delcea, S. Dinu, S.C. Stamate (Bucharest, RO)

Deep vein thrombosis in intermediate risk patients with pulmonary thromboembolism. P271

R. L. Ploesteanu, A.C. Nechita, S. Andrucovici, C. Delcea, M.M. Baluta, S.C. Stamate (Bucharest, RO)

The ten years outcome of CTEPH patients in a university hospital. P272

U. Y. Sinan, B. Yildizeli, M.S. Kucukoglu (Istanbul, TR)

The increasing prevalence of pre-capillary PH according to new PH definition described on 6th WSPH Congress. P273

U. Y. Sinan, O. Cetinarlan, A. Ozkan, M.K. Ersanli, M.S. Kucukoglu (Istanbul, TR)

Long term follow-up results of adult operated ToF patients. P274

U. Y. Sinan, O. Onder, M.S. Kucukoglu (Istanbul, TR)

Interventional Cardiology

Interventional Cardiology - Poster Discussant - 12:45 - 13:45. P275

C. P. Gale (Leeds, GB); D. Zahger (Beer Sheva, IL)

Blueprint of a new left ventricular diastolic support device for high-risk acute coronary syndrome. P276

G. Gemici (Tekirdag, TR)

- Current reality and predictors of use of selective thrombus aspiration in acute myocardial infarction treated with primary PCI. Insights from the TAPER registry.** P277
A. Jurado Roman, J.M. Montero Cabezas, G. Martinez Rodriguez, J.M. Molina Martin De Nicolas, J. Abellan, A. Fuensalida, M.J. Schlij, M.T. Lopez Lluva, A. De Labriolle, I. Sanchez Perez, F. Lozano (Ciudad Real, ES; Leiden, NL; Santiago, CL; Montauban, FR)
- Very long stents versus overlapping stents for the treatment of diffuse coronary disease in patients with acute myocardial infarction with ST segment elevation treated with primary angioplasty.** P278
A. Jurado Roman, J. Abellan Huerta, J.A. Requena, I. Sanchez Perez, M.T. Lopez Lluva, R. Maseda, J. Piqueras, P. Perez, R. Frias, F. Lozano Ruiz Poveda (Ciudad Real, ES)
- Changes in the quality of life in patients with stable coronary artery disease after coronary artery bypass grafting or stenting at 6-month follow-up.** P279
Y. Borkhalenko, O. Zharinov, B. Todurov, O. Yepanchintseva (Kiev, UA)
- Severe coronary lesions in secondary branches: percutaneous coronary revascularisation versus conservative treatment.** P280
A. Aviles Toscano, M. Cano-Garcia, M. Millan Gomez, C. Sanchez Gonzalez, M.F. Jimenez Navarro (Malaga, ES)
- Percutaneous coronary intervention with distal radial approach in patients with acute myocardial infarction.** P281
T. Yamada, A. Takahashi, Y. Mizuguchi, N. Taniguchi, S. Nakajima, T. Hata (Kobe, JP)
- Ticagrelor vs prasugrel in acute phase of primary percutaneous coronary intervention under treatment with abciximab: safety and efficacy.** P282
O. Jimenez Melo, J.A. Linares Vicente, P. Revilla Marti, A. Lukic Otanovic, E. Sanchez Insa, B. Simo Sanchez, P. Casanova, E. Heredia Lacasa, J.R. Ruiz Arroyo (Zaragoza, ES)
- Transcatheter mitral valve repair in NYHA IV patients.** P283
A. Alperi, I. Pascual, V. Leon, R. Padron Encalada, I. Silva Conde, A. Martinez Leon, P. Florez Llano, L. Gutierrez De La Varga, L. Diaz Chiron, R. Diaz, D. Hernandez-Vaquero, J.M. De La Hera, P. Avanzas, C. Moris De La Tassa (Oviedo, ES)
- Impact of significant mitral regurgitation on mortality in patients without ischemic cardiomyopathy treated with transfemoral TAVI.** P284
A. Chauca Tapia, I. Noval Morillas, E. Izaga Torralba, F. Garcias Lanzas, A. Gutierrez Barrios, G. Calle Perez, R. Vazquez Garcia (Cadiz, ES)
- Improvement in the severity of mitral regurgitation in patients with severe symptomatic aortic stenosis treated with transcatheter aortic valve implantation.** P285
A. Aviles Toscano, M. Cano-Garcia, L.D. Munoz Jimenez, C. Sanchez Gonzalez, C.A. Urbano Carrillo (Malaga, ES)
- Vascular closure device angioseal for femoral percutaneous catheterisation: clinical profile of complications.** P286
M. Cano-Garcia, A.M. Garcia-Bellon, A.M. Gonzalez-Gonzalez, M. De Mora-Martin (Malaga, ES)
- The correlation between inflammatory biomarker and ejection fraction, and their evolution under the treatment with nebivolol vs bisoprolol in patients undergoing coronary angioplasty.** P287
L. Simionov (Chisinau, MD)
- Results of percutaneous coronary intervention in De-Novo lesions with second-generation drug coated balloons at a long-term follow-up.** P288
I. Sanchez Perez, J. Abellan Huerta, A. Jurado Roman, F. Lozano Ruiz-Poveda, J.A. Requena Ibanez, M.T. Lopez Lluva (Ciudad Real, ES)
- Percutaneous coronary intervention in a cancer patient with dextrocardia and situs inversus.** P289
P. Lahoud (zahle, LB)
- Rare complication in the recanalization of a left anterior descending artery chronic total occlusion.** P290
G. Bentea, B. Berdaoui, J. Castro Rodriguez (Brussels, BE)

Imaging - e-Cardiology

- Imaging -eCardiology - Poster Discussant – 12:45 - 13:45.** P291
M. Schoos (Klampenborg, DK)
- Pulsatile extracorporeal circulation: Doppler evaluation of renal perfusion and haemolysis related. Pilot study.** P292
J. Moreno Pachon, E. Mateo, L. Giner Crespo-Azorin, C. Saiz Ruiz, A. Vergara Sanchez, C. Fernandez Diaz, A. Broseta, J. De Andres (Valencia, ES)
- Novel echocardiographic indices and biomarkers in the evaluation of patients with pulmonary hypertension due to left heart disease.** P293
D. Kristo, M. Didagelos, C.H. Karvounis (Thessaloniki, GR)
- Evaluation of lung b-lines in critical care patients as a readmission or mortality predictor.** P294
A. Vergara Sanchez, E. Mateo Rodriguez, C. Saiz Ruiz, J. Moreno Pachon, C. Fernandez Diaz, P. Cuesta Montero, J. De Andres Ibanez (Valencia and Albacete, ES)
- Long-term analysis of cardiac magnetic resonance markers associated with the occurrence of combined events in patients with acute myocarditis.** P295
A. Soeiro, D. Nakamura, M.C. Cesar, A.S. Bossa, M.C.F.A. Soeiro, T.C.A.T. Leal, B. Biselli, C.V. Serrano Jr, P.R. Soares, C.H. Nomura, C.E. Rochitte, M.T. Oliveira Jr (Sao Paulo, BR)
- Phenotype of vulnerable and non-vulnerable coronary plaques in patients with unstable angina-a CT based study.** P296
T. Nyulas, N. Rat, E. Marton, D. Opincariu, A. Gorea Stanescu, L. Bordi, T. Benedek, I. Benedek (Targu Mures and Tirgu Mures, RO)
- Echocardiographic predictors of VA ECMO weaning in patients with cardiogenic shock.** P297
C.N.J. Colombo, V. Dammassa, M. Pozzi, M. Belliato, G. Via, G.A. Iotti, F. Mojoli, G. Tavazzi (Pavia, IT; Lugano, CH)

- Cardiac magnetic resonance and acute myocarditis - Markers associated with normalization of left ventricular ejection fraction in patients with long-term follow-up.** P298
A. Soeiro, D. Nakamura, M.C. Cesar, A.S. Bossa, M.C.F.A. Soeiro, T.C.A.T. Leal, B. Biselli, P.R. Soares, C.V. Serrano Jr, C.H. Nomura, C.E. Rochitte, M.T. Oliveira Jr (Sao Paulo, BR)
- The Impact of CT Coronary Angiography on lesion assessment and outcomes in a 'real world' RACPC Population - A quality and service improvement initiative.** P299
K. Mahadevan, J. Heyes, H. Hassan, P. Haworth, P. Strike (Portsmouth, GB)
- Epicardial adipose tissue as a marker of increased cardiovascular risk in patients with acute myocardial infarction.** P300
N. Rat, T. Nyulas, D.E. Opincariu, M. Ratiu, T. Benedek, I.S. Benedek (Tirgu Mures, RO)
- Reduced ischemic time of acute coronary syndrome patients with indonesia telecardiology network: insights and challenges from a three year single center experience in West Jakarta.** P301
A.P. Sunjaya, A.F. Sunjaya, A. Priyana (Jakarta, ID)
- Admissions to iccus in france in 2014: a cross-sectional, nationwide population-based study.** P302
Q. Delbaere, C. Duflos, G. Mercier, F. Roubille (Montpellier, FR)
- Prevalence of cardiovascular diseases in one of the Western Siberia regions.** P303
K. Krivoshapova, O.L. Barbarash, D.P. Tsygankova (Kemerovo, RU)
- Evaluation of diastolic function in patients with pulmonary hypertension due to left heart disease assessed by TDI and compared with MDCT.** P304
D. Kristo, M. Didagelos, C.H. Karvounis (Thessaloniki, GR)
- Prevalence, awareness and adherence to treatment of arterial hypertension in one of the Western Siberia regions.** P305
K. Krivoshapova, O.L. Barbarash, O.L. Barbarash, D.P. Tsygankova (Kemerovo, RU)
- Atrial Fibrillation**
- Atrial Fibrillation - Poster Discussant – 12:45 - 13:45.** P306
N. Kumar (Sasaram, IN)
- Long-term outcomes in patients with atrial fibrillation under vitamin k antagonists versus direct oral anticoagulation.** P307
J. Ferreira, M. Beringuilho, D. Faria, J. Augusto, D. Roque, M. Borges Dos Santos, H. Ferreira, C. Morais (Amadora, PT)
- Diabetes mellitus and atrial fibrillation-the burden of pur century?** P308
O. A. Tica, O. Tica, L. Rosan, K. Babes, M.I. Popescu (Oradea, RO)
- Acute cardiovascular events in patients treated with non-VKA anticoagulants: a dose comparative real-world registry results.** P309
C. Goena, R. Natividad, C. Gomez, L. Quintas, I. Lluís, R. Garcia, I. Rilo, J.R. Beramendi, D. Rodrigo, J. Taboada (Mendaro, Barakaldo, Donostia and Urduliz, ES)
- High-risk clinical profiles in patients hospitalised for paroxysmal atrial fibrillation.** P310
L.C. Boghez, V. Enache, A.C. Nechita, M. Vasile, I. Badulescu, S.C. Stamate (Bucharest, RO)
- Clinical and paraclinical differences between recurrent and de novo episode of paroxysmal atrial fibrillation.** P311
M.-F. Vasile, V. Enache, A.C. Nechita, S.C. Stamate (Bucharest, RO)
- Recurrent paroxysmal atrial fibrillation that requires hospitalization: clinical and paraclinical profile.** P312
M. -F. Vasile, V. Enache, A.C. Nechita, S.C. Stamate (Bucharest, RO)
- Device Therapy**
- Device Therapy - Poster Discussant – 12:45 - 13:45.** P313
N. Kumar (Sasaram, IN)
- Brugada syndrome with transvenous ICD failure: is the subcutaneous ICD an option?** P314
C. Goena Vives, R. Natividad Andres, C. Gomez Ramirez, R. Garcia Martin, L. Quintas Ovejero, I. Lluís Serret, I. Rilo Miranda, J.R. Beramendi Calero, J.M. Porres Aracama, O. Luque Lezcana (Mendaro, Barakaldo and Donostia, ES)
- Subacute right ventricular perforation by active fixation pacemaker Lead.** P315
S. Calero Nunez, M.I. Barrionuevo Sanchez, V.M. Hidalgo Olivares, M.J. Corbi-Pascual, S. Diaz Lancha, V. Ferrer Bleda, J.F. Garcia Sacristan Fernandez, J. Enero-Navajo (Albacete, ES)
- Medium-long term mortality and change in functional status in elderly patients with pacemaker: retrospective observatory study in a single university hospital.** P316
P. Perez Diaz, J. Jimenez Diaz, F. Higuera Sobrino, J. Piqueras Flores, R. Frias Garcia, V. Mazoterias Munoz, R. Maseda Uriza, V. Arenas Cambronerio, J.A. Requena Ibanez, J. Martinez Del Rio, A. Moron Alguacil (Ciudad Real, ES)
- Acute fulminant myocarditis and the challenges of supporting the circulation while the heart recovers.** P317
J. Wilson, F. Caetano, R. Fisher, R. Trimlett, S. Uddin, S. Price (London, GB)
- Impact of baseline PR interval on cardiac resynchronisation therapy.** P318
D. Roque, D. Candeias Faria, J. Augusto, J. Baltazar Ferreira, M. Beringuilho, N. Cabanelas, F. Madeira, C. Morais (Amadora, PT)
- Predicting response to cardiac resynchronisation therapy using atrioventricular dyssynchrony evaluation.** P319
M. Beringuilho, D.C. Faria, J.B. Augusto, D. Roque, J.B. Ferreira, M.B. Santos, J. Morais, A. Freitas, C. Morais (Amadora, PT)

• Sunday 3 March



NEW



ESC 365



> Browse the most up-to-date scientific programme in the Acute CVD Mobile App

> Missed a session? Consult videos, slides sets and abstracts on the NEW ESC 365
www.escardio.org/365

> Tweet about your favourite sessions
#ACUTECD19

Sunday 3 March

Morning sessions

09:00 - 10:00 DEBATE SESSION Auditorium 2

Controversies in diagnostic strategies for chest pain patients

Chairpersons: K. Thygesen (Aarhus, DK); E. Giannitsis (Heidelberg, DE)

Different strategies for rapid rule-out and rule-in of myocardial infarction in chest pain patients have recently been advocated. However, still controversies exist on how and when to use these strategies. This pro and contra debate intend to highlight two issues where there are different opinions and highlight arguments and evidence for and against these opinions.

- 09:00 > **hs-troponin should be used in unselected patients with suspected ACS. PRO.** 320
B. Lindahl (Uppsala, SE)
- 09:15 > **hs-troponin should be used in unselected patients with suspected ACS. CONTRA.** 321
M. Moeckel (Berlin, DE)
- 09:30 > **We need to add a risk score to hs-troponin - PRO.** 322
M. Tubaro (Rome, IT)
- 09:45 > **We need to add a risk score to hs-troponin - CONTRA.** 323
J. Boeddinghaus (Basel, CH)

09:00 - 10:00 MEET THE EXPERTS Conference Room 1.1+2+3

Optimal management of patients with complex arrhythmias

Chairpersons: M. Gierlotka (Opole, PL); N. Kumar (Sasaram, IN)

- 09:00 > **Optimal management of patients with complex arrhythmias - Panel.** 324
D. Zahger (Beer Sheva, IL); C. Sinning (Hamburg, DE)
- 09:00 > **Introduction to the session.** 325
M. Gierlotka (Opole, PL)
- 09:05 > **Case 1: Temporary and permanent sympathetic denervation for drug-refractory ventricular arrhythmias.** 326
G. M. De Ferrari (Pavia, IT)
- 09:20 > **Case 2: Electric storm: from drugs to devices.** 327
B. Gorenek (Eskisehir, TR)
- 09:35 > **Case 3: 1 year after VEST: did it change clinical practice?** 328
S. Savastano (Pavia, IT)
- 09:50 > **Optimal management of patients with complex arrhythmias - Take home message.** 329
N. Kumar (Sasaram, IN)

09:00 - 10:00 SYMPOSIUM Conference Room 1.4+5+6

Management of acute renal failure and renal replacement therapy in the intensive care

Chairpersons: S. Gevaert (Gent, BE); A. Perner (Copenhagen, DK)

Update in recent evolutions IN ICU.

To learn how to deal with renal failure in acute cardiac diseases.

- 09:00 > **Fluid removal in congestive heart failure.** 330
G. Marezi (Segrate, IT)
- 09:15 > **Renal replacement therapies: techniques, indications and results.** 331
S. Wiberg (Frederiksberg, DK)
- 09:30 > **Timing of initiation of renal replacement in critically ill patients.** 332
E. Hoste (Gent, BE)
- 09:45 > **Acute renal failure in the intensive care unit: State of the Art 2019.** 333
L.G.F. Forni (Guildford, GB)

09:00 - 10:00 HOW-TO SESSION Conference Room 4

How to diagnose and treat valvular acute heart failure?

Chairpersons: O. Miro (Barcelona, ES); A. Jeppsson (Gothenburg, SE)

Valvular heart problems are common causes of acute heart failure. This topic is much less discussed than the Acute Heart Failure caused by ACS. The aim is to educate in the field of quick diagnostics and qualifications for surgical treatment.

- | | | |
|---------|---|-----|
| 09:00 > | Advanced aortic stenosis.
<i>A. Franzone (Bern, CH)</i> | 334 |
| 09:15 > | Acute mitral regurgitation (from non-reperfused MI).
<i>A. Sionis (Barcelona, ES)</i> | 335 |
| 09:30 > | Acute aortic regurgitation (from infective endocarditis).
<i>S. W. Davies (London, GB)</i> | 336 |
| 09:45 > | Prosthetic valve thrombosis.
<i>R.C. Vidal-Perez (Lugo, ES)</i> | 337 |

09:00 - 10:30 WORKSHOP Workshop Room B

ACCA hands-on - Lung ultrasound

Chairpersons: H. Soliman Aboumarie (London, GB); G. Tavazzi (Pavia, IT)

10:00 - 11:00 SPECIAL EVENT Conference Room 4



ACCA General Assembly

Chairpersons: S. Price (London, UK)

- | | | |
|---------|---|-----|
| 10:00 > | ACCA Governance and Corporate matters.
<i>S. Price (London, UK), M. Lettino (Milano, IT)</i> | 338 |
| 10:12 > | Association activity report.
<i>C. Hassager (Copenhagen, DK), A. Mischie (Montlucon, FR)</i> | 339 |
| 10:24 > | EHJ-ACVC report.
<i>C. Vrints (Edegem, BE)</i> | 340 |
| 10:36 > | Treasurer report.
<i>M. Claeys (Edegem /Antwerpen, BE)</i> | 341 |
| 10:48 > | The future of ACCA.
<i>S. Price (London, UK)</i> | 342 |



ACCA
Acute Cardiovascular
Care Association

10:00 - 11:00 MODERATED POSTERS Moderated Poster Area A

Moderated Poster 3: Cardiopulmonary resuscitation

Chairpersons: T. Quinn (London, GB); J. Kjaergaard (Copenhagen, DK)

- | | | |
|---------|---|-----|
| 10:00 > | Low dose prostacyclin effect on whole blood hemostasis evaluated by thromboelastography in comatose out-of-hospital cardiac arrest patients.
<i>A. S. Pettersson Meyer, S. R. Ostrowski, J. Kaergaard, M. Frydland, M. A. S. Meyer, J. H. Thomsen, S. C. Wiberg, P. I. Johansson, C. Hassager (Copenhagen, DK)</i> | 343 |
| 10:06 > | Developing an in-hospital eCPR program for out of hospital cardiac arrest patients.
<i>C. Schriefl, A. Steinacher, M. Poppe, C. Clodi, A.M. Warenits, A. Nuernberger, A. Schober, M. Holzer, F. Sterz, J. Horvat, D. Wiedemann, C. Weiser (Vienna, AT)</i> | 344 |
| 10:12 > | Pre-hospital survival of patients with out-of-hospital cardiac arrest in southern Poland.
<i>K. Bujak, K. Nadolny, M. Kucap, P. Trzeciak, B. Hudzik, A. Borowicz, M. Gasior (Zabrze and Katowice, PL)</i> | 345 |
| 10:18 > | Use of mechanical chest compression devices in cardiac arrest: a single centre, observational, prospective study.
<i>N. Gasparetto, D. Betta, A. Daniotti, A. De Leo, A. Forti, S. Orazio, G. Zilio, L. Favero, F. Marson, S. Giacomelli, V. Salandin, G. Minniti, C. Cernetti (Treviso, Verona and Belluno, IT)</i> | 346 |

Sunday 3 March

Morning sessions

10:00 - 11:00	MODERATED POSTER	Moderated Poster Area A
10:24 >	The effects of a mobile GPS-tracking system in activating volunteer first responders to bring an automated external defibrillator to critically ill patients: a prehospital study in a rural community. <i>L.S. Jangaard, H. Mickley, G. Joergensen, H. Schakow, O. Gerke, F.L. Henriksen (Odense, DK)</i>	347
10:30 >	QRS duration following out-of-hospital cardiac arrest and risk of ventricular arrhythmia and death. <i>J. H. Thomsen, C. Hassager, J. Bro-Jeppesen, J. Grand, M. Frydland, S. Wiberg, J. Kjaergaard (Copenhagen, DK)</i>	348
10:36 >	The complement lectin pathway protein MAp19 and out-of-hospital cardiac arrest; Insights from two randomised clinical trials of targeted temperature management. <i>J. Bro-Jeppesen, A.N. Jeppesen, S.F. Haugaard, A. Troldborg, C. Hassager, J. Kjaergaard, H. Kirkegaard, M. Wanscher, A.M. Hvas, S. Thiel (Copenhagen and Aarhus, DK)</i>	349
10:42 >	Long-term clinical outcomes in out-of-hospital cardiac arrest patients treated with targeted-temperature management, a large single centre cohort study. <i>L. Rodriguez, J. Caro-Codon, J.R. Rey, O. Gonzalez, S. Rosillo, A.M. Iniesta, J. Ruiz, L.A. Martinez, J.M. Garcia De Veas, B. Casas, E. Armada, E. Lopez De Sa, J.L. Lopez-Sendon (Madrid, ES)</i>	350
10:48 >	Syncope and bifascicular block in the absence of structural heart disease. <i>R. Rubini-Costa, R. Rivera-Lopez, M. Cabrera-Ramos, L. Jordan-Martinez, J. Jimenez-Jaimez, R. Macias-Ruiz, R. Rivera-Fernandez, A. Almagro-Romero, E. Constan-De-La-Revilla, D. Segura-Rodriguez, L. Pertejo-Manzano, M. Alvarez-Lopez, L. Tercedor-Sanchez (Granada and Jaen, ES)</i>	351
10:54 >	Response time of dispatched volunteers in out-of-hospital cardiac arrest. <i>M. Jonsson, E. Berglund, M. Ringh (Stockholm, SE)</i>	352

10:00 - 11:00	MODERATED POSTER	Moderated Poster Area B
---------------	------------------	-------------------------

Moderated Poster 4: Cardiogenic shock

Chairpersons: C. Sinning (Hamburg, DE); To be announced

10:00 >	Prognostic importance of culprit lesion location in cardiogenic shock due to myocardial infarction. <i>J. Josiassen, O.K. Moeller-Helgestad, J.E. Moeller, L. Holmvang, L.O. Jensen, N.J. Udesen, H.B. Ravn, C. Hassager (Copenhagen and Odense, DK)</i>	353
10:06 >	Early predictive factors of 30-days mortality in cardiogenic shock: An analysis of the FRENDSHOCK multicenter prospective registry. <i>C. Delmas, E. Puymirat, L. Bonello, E. Gerbaud, G. Leurent, M. Elbaz, O. Morel, S. Champion, J. Ternacle, P. Henry, B. Levy, F. Roubille, E. Bonnefoy-Cudraz, N. Lamblin (Toulouse, Paris, Marseille, Bordeaux-Pessac, Rennes, Strasbourg, Le Chesnay, Vandoeuvre les Nancy, Montpellier, Lyon and Lille, FR)</i>	354
10:12 >	Doppler-echocardiography for assessment of systemic vascular resistances in cardiogenic shock patients. <i>M. Gaubert (Marseille, FR)</i>	355
10:18 >	Patients with cardiogenic and septic shock have different temporal changes in inflammatory biomarkers after ICU admission. <i>M. Frydland, T. Van Der Poll, M. Schultz, C. Hassager, L. Bos, J.E. Moeller, O. Cremer, P.M. Van Brussel, B.-J. Van Den Born, D. Ouweneel, J.P.S. Henriques (Copenhagen and Odense, DK; Amsterdam and Utrecht, NL)</i>	356
10:24 >	Trends of management of cardiogenic shock and prognostic impact of type of treating centers. <i>A. Ariza Sole, J.C.S.S. Jose C Sanchez Salado, V.B. Virginia Burgos, E.L.S. Esteban Lopez De Sa, A.S. Alessandro Sionis, M.M.S. Manuel Martinez-Selles, R.M.L. Rosa M Lidon, C.C. Cristina Castrillo, O.A. Oriol Alegre, A.C. Angela Canteli, M.R.L.R. Marta Ruiz Lera, F.W. Fernando Worner, J.S. Javier Segovia, H.B. Hector Bueno, J.E. Javier Elola (Barcelona, Santander, Madrid and Lleida, ES)</i>	357
10:30 >	Prevalence and risk factors of vascular complications following veno-venous and veno-arterial ECMO weaning. <i>C. Bouges, T. Abaziou, J. Porterie, F. Vardon, T. Seguin, V. Minville, B. Georges, J.M. Conil, L. Brouchet, B. Marcheix, C. Delmas (Toulouse, FR)</i>	358
10:36 >	Cardiogenic shock in STEMI patients: prevalence, management, in-hospital and one-year mortality over the last three decades. <i>C. Garcia-Garcia, F. Rueda, T. Oliveras, J. Serra, C. Labata, M. Ferrer, O. De Diego, N. El Ouaddi, G. Cediel, J. Lupon, A. Bayes-Genis (Badalona, ES)</i>	359
10:42 >	Revascularisation strategy and long-term prognosis in patients with myocardial infarction and cardiogenic shock. <i>C. Fernandez Diaz, J.V. Vilar-Herrero, A. Berenguer-Jofresa, A. Cubillos-Arango, D. Escribano- Alarcon, L. Facila-Rubio, S. Sanchez-Alvarez, J. Vano-Bodi, S. Morell-Jofresa, E. Rumiz-Gonzalez (Valencia, ES)</i>	360
10:48 >	Monitoring of septic-inflammatory marker trend in VV-ECMO septic patients. <i>A. Gambaro, M. Morosin, Y. Mebrate, M. Ferraro, S. Price (Verona and Rome, IT; London, GB)</i>	361
10:54 >	Influence of cytokine hemoabsorber on diuresis in patients on extracorporeal membrane oxygenation circulation. <i>D. Lovric, M. Pasalic, H. Jurin, J. Samardzic, B. Skoric, J. Ljubas Macek, J. Bulum, D. Milicic (Zagreb, HR)</i>	362

11:00 - 12:30

  SPECIAL SESSION

Auditorium 2

What you won't find in books: the art of being a doctor in intensive care

Chairpersons: R. Bartlett (Ann Arbor, US); J. J. Bax (Leiden, NL)

This is an inspirational session intended to discuss real life. **Presentation 1.** Managing overwhelming illness - understanding that there are limits to what we can offer, and how to deal with not being able to fix all your patients, learning not to treat yourself and your investment in the patient (ie we've done so much so we must do more) and also that we need to remain patient-focused, and not regard always death as failure. This presentation will discuss a case of a massive MI in a patient that deteriorated despite revascularization and died despite all. **Presentation 2.** End of life care - a case of how this is changing in the world of extracorporeal support. What do we mean by death after all. How do we manage it at a time when really we don't 'do' death except in the media where outcomes are hopelessly optimistic. And how to provide a better death for our patients. **Presentation 3.** A case of complication relating to a procedure and failure to recognise it - the cognitive bias and cognitive dissonance part of medicine. This could also include Duty of Candour discussions, what to do when things go horribly wrong, learning from our mistakes etc.

- | | | |
|---------|--|-----|
| 11:00 > | Managing overwhelming illness.
<i>S. D. Kristensen (Aarhus N, DK)</i> | 363 |
| 11:22 > | Deciding end of life.
<i>E. Bonnefoy-Cudraz (Bron, FR)</i> | 364 |
| 11:45 > | Cognitive autopsy: transforming failures in opportunities.
<i>D. M. Walker (Hastings, GB)</i> | 365 |
| 12:07 > | The culture of medicine: how to survive in a changing world.
<i>S. Price (London, GB)</i> | 366 |

Educational Track

11:00 - 12:30

 CASE-BASED SYMPOSIUM

Conference Room 1.1+2+3

Unstable myocardial infarction: diagnose, treat, and collaborate!

Chairpersons: J. Katz (Chapel Hill, US); K. Newby (Durham, US)

This session re-enacts the journey of a patient who presents as an acute admission to hospital with NSTEMI. It will reveal and discuss the necessary decisions to be made at key time points as the patient's case evolves during their hospital stay with the format of "real life situations".

- | | | |
|---------|--|-----|
| 11:00 > | Unstable myocardial infarction: diagnose, treat, and collaborate! - Panel.
<i>J. Katz (Chapel Hill, US); F. Guarracino (Pisa, IT); T. Quinn (London, GB); P.M. Clemmensen (Hamburg, DE)</i> | 367 |
| 11:00 > | Case 1: A patient with chest pain calls the EMS. Should he go to the Hub Center or the closest hospital?
<i>G. Niccoli (Rome, IT)</i> | 368 |
| 11:20 > | Case 2: The patient rapidly develops heart failure and suspected cardiogenic shock...
<i>P. Jorge Perez (Tenerife, ES)</i> | 369 |
| 11:40 > | Case 3: Does my patient now need a mechanical assistance ? And which one?
<i>G. Fuernau (Luebeck, DE)</i> | 370 |
| 12:00 > | State of the Art: Diagnosis and management of unstable myocardial infarction.
<i>P. Vranckx (Hasselt, BE)</i> | 371 |

Mobile App voting session

11:00 - 12:30

MEET THE EXPERTS

Conference Room 1.4+5+6

Long term treatment: the importance of getting it right first time!

Chairpersons: S. Halvorsen (Oslo, NO); D. Zahger (Beer Sheva, IL)

The audience will discuss with the experts on:

- how to identify high and very high risk patients in the early phase of an ACS
- whether decisions on some long-term treatment should be taken in the early phase of an ACS
- how to shape the follow up of high risk patients during the first year after an ACS and beyond

- | | | |
|---------|---|-----|
| 11:00 > | Long term treatment: the importance of getting it right first time! - Panel discussion and questions from the audience.
<i>W. S. Speidl (Vienna, AT); N. Morici (Milano, IT)</i> | 372 |
| 11:00 > | Introduction to the session.
<i>D. Zahger (Beer Sheva, IL)</i> | 373 |
| 11:05 > | Case 1: A patient with severe hypercholesterolemia.
<i>K.A. Krychtiuk (Vienna, AT)</i> | 374 |
| 11:30 > | Case 2: A patient with symptomatic PAD and chronic kidney disease.
<i>M. Schoos (Klampenborg, DK)</i> | 375 |
| 11:55 > | Case 3: A metabolic nightmare - an obese ACS patient with diabetes and high triglycerides.
<i>P.P. Buszman (Katowice, PL)</i> | 376 |
| 12:10 > | High-risk ACS patient: select early the long-term treatment! - Take home message.
<i>S. Halvorsen (Oslo, NO)</i> | 377 |

Sunday 3 March

Morning sessions

11:00 - 12:30



YOUNG INVESTIGATOR AWARD ABSTRACTS

Conference Room 4

Young Investigator Awards Abstracts

Chairpersons: S. Gevaert (Gent, BE); C.J.M. Vrints (Edegem, BE)

Judge(s): A. Sionis (Barcelona, ES); K. Czerwinska (Warsaw, PL); A. Mischie (Montlucon, FR); J. Schultz (Aarhus N, DK)

- 11:00 > Acute adverse effects of energy drink use in cardiovascular physiology: a meta-analysis of randomized trials. 378
V. Jaramillo, C. L. Alviar Restrepo, F. Atassi, F. Nascimento, D. Mahtta, J.M. Benjo, A. Benjo (Medellin, CO; New York, Lake Havasu City, miami and Gainesville, US)
- 11:15 > Predictors of contrast-induced nephropathy in patients with acute coronary syndrome undergoing cardiac catheterization. 379
I. Campos, C. Costa Oliveira, C. Pires Rodrigues, P. Medeiros, R. Flores, F. Ribeiro Mane, C. Vieira, J. Marques (Braga, PT)
- 11:30 > Percutaneous treatment of pulmonary thromboembolism: clinical presentation and hemodynamic results in usual clinical practice. 380
J.J. Portero-Portaz, J.M. Jimenez-Mazuecos, J.G. Cordoba-Soriano, A. Gallardo-Lopez, A. Gutierrez-Diez, D. Melehi-El-Assali, M.J. Corbi-Pascual, M.I. Barrionuevo-Sanchez, R. Sanchez- Lopez, M.C. Cordoba-Nielfa (Albacete, ES)
- 11:45 > The biomarker mid-regional pro-adrenomedullin drawn upon admission for ST-elevation myocardial infarction is a strong predictor of 30-day mortality. 381
S. Wiberg, C. Hassager, J.E. Moeller, H.B. Ravn, L. Holmvang, L.O. Jensen, M.G. Lindholm, J. Kjaergaard, J.P. Goetze, R. Frikke-Schmidt, J.H. Thomsen, O.K. Moeller-Helgestad, M. Frydland (Copenhagen and Odense, DK)
- 12:00 > Hemodynamic status during targeted temperature management and association with cerebral and cardiovascular death after out-of-hospital cardiac arrest. 382
J. Grand, C. Hassager, J. Bro-Jeppesen, S. Wiberg, J.H. Thomsen, M. Frydland, J. Kjaergaard (Copenhagen, DK)
- 12:15 > Impact of accompanying dyspnea on diagnosis and outcome of patients with suspected acute coronary syndrome. 383
J. Boeddinghaus, T. Nestelberger, R. Twerenbold, L. Koehlin, M. Rubini Gimenez, D. Wussler, J. Du Fay De Lavallaz, O. Miro, J.E. Walter, J. Martin-Sanchez, B. Morawiec, D. Keller, N. Geigy, T. Reichlin, C. Mueller (Basel, Zurich, Liestal and Bern, CH; Barcelona and Madrid, ES; Zabrze, PL)

Award session

11:00 - 12:30

WORKSHOP

Workshop Room A

ACCA hands-on - ECMO

Chairpersons: S. W. Davies (London, GB); R. Trimlett (London, GB)

ECMO experts will take you through the revision of indications for mechanical circulatory support; Safe cannulation; Integrating fluoroscopy, TOE, vascular ultrasound at the bedside; Alternative MCS for different situations (Impella, Protek etc.); Concomitant coronary, pericardial, valve interventions.

11:00 - 12:30

WORKSHOP

Workshop Room B

ACCA hands-on - Lung ultrasound

Chairpersons: H. Soliman Aboumarie (London, GB); G. Tavazzi (Pavia, IT)

12:45 - 13:45 SATELLITE SYMPOSIUM Conference Room 1.1+2+3

Safety implications of anticoagulation therapy in acute cardiovascular care

Sponsored by Daiichi Sankyo Europe GmbH

Chairpersons: K. Huber (Vienna, AT)

- To discuss current treatment options and recommendations for patients with acute pulmonary embolism
- To review the importance of balancing the benefit/risk of antithrombotic therapy in patients with atrial fibrillation undergoing cardiovascular interventions
- To explore ongoing studies of patients with atrial fibrillation undergoing cardiovascular interventions

12:45 >	Welcome and introduction - Safety implications of anticoagulation therapy in acute cardiovascular care. <i>K. Huber (Vienna, AT)</i>	384
12:50 >	Optimising anticoagulation in patients with acute pulmonary embolism. <i>D. Jimenez (Madrid, ES)</i>	385
13:10 >	Balancing antithrombotic therapy in atrial fibrillation patients undergoing cardiovascular interventions: update on clinical evidence and guideline recommendations. <i>P. Vranckx (Hasselt, BE)</i>	386
13:30 >	Panel discussion - Safety implications of anticoagulation therapy in acute cardiovascular care. <i>K. Huber (Vienna, AT)</i>	387
13:40 >	Summary and conclusions - Safety implications of anticoagulation therapy in acute cardiovascular care. <i>K. Huber (Vienna, AT)</i>	388

12:45 - 13:45 SATELLITE SYMPOSIUM Conference Room 1.4+5+6

Cardiac biomarkers in the acute setting, from diagnosis to risk prediction

Sponsored by Roche Diagnostics International Ltd.

Chairpersons: M. Moeckel (Berlin, DE); B. Lindahl (Uppsala, SE)

Understanding how to use high sensitive troponins in different patient settings such as high risk patients, in early diagnosis and economic impact of accelerated algorithms.

Understanding the benefit of novel markers, such as GDF-15 for improved risk prediction of ACS patients.

12:45 >	How to efficiently improve diagnosis of patients with suspected Acute Myocardial Infarction (AMI). <i>R. Twerenbold (Basel, CH)</i>	389
13:00 >	The latest and greatest from the Heidelberg registry study. <i>E. Giannitsis (Heidelberg, DE)</i>	390
13:15 >	How Growth Differentiation Factor-15 (GDF-15) can improve risk prediction in Acute Coronary Syndrome (ACS) patients. <i>L. C. Wallentin (Uppsala, SE)</i>	391
13:30 >	Discussion - Cardiac biomarkers in the acute setting, from diagnosis to risk prediction. <i>M. Moeckel (Berlin, DE)</i> <i>B. Lindahl (Uppsala, SE)</i> <i>R. Twerenbold (Basel, CH)</i> <i>E. Giannitsis (Heidelberg, DE)</i> <i>L. C. Wallentin (Uppsala, SE)</i>	392

Sunday 3 March

Afternoon sessions

SUNDAY

14:00 - 15:30 MEET THE EXPERTS Auditorium 2

Optimal management of patients with cardiogenic shock

Chairpersons: R. Bartlett (Ann Arbor, US); M. Claeys (Edegem /Antwerpen, BE)

Handling of cardiogenic shock is largely based on consensus rather than evidence from randomised trials. This session will bring the audience up-to-date with the practical handling of the cardiogenic shock patient.

Case 1 will focus on early recognition and early pharmacologic treatment. Case 2 will highlight mechanisms, indications and handling of Impella. Case 3 will focus on PCI time and PCI strategy as well as the timing of ECMO.

14:00 >	Optimal management of patients with cardiogenic shock - Panel. <i>W. S. Speidl (Vienna, AT); H. Thiele (Leipzig, DE); S. Van Diepen (Alberta, CA)</i>	393
14:00 >	Introduction to the session. <i>M. Claeys (Edegem /Antwerpen, BE)</i>	394
14:05 >	Case 1: Is my patient already in shock? <i>M. Frydland (Copenhagen E, DK)</i>	395
14:30 >	Case 2: When drugs are not enough - Impella for my non-ischemic AHF patient? <i>A. Schober (Vienna, AT)</i>	396
14:55 >	Case 3: STEMI-induced shock - When to put the ECMO, when and what to intervene? <i>G. Fuernau (Luebeck, DE)</i>	397
15:20 >	Optimal management of patients with cardiogenic shock - Take home message. <i>R. Bartlett (Ann Arbor, US)</i>	398

14:00 - 15:30    SPECIAL SESSION Conference Room 1.1+2+3

Test yourself on acute ECG, blood gas analysis and echo cases!

Chairpersons: G. M. De Ferrari (Pavia, IT); H. Bueno (Madrid, ES)

The expected objectives are to learn rapid and accurate decision-making using three of the fundamental tests of an intensive cardiologist.

14:00 >	Introduction. <i>G. M. De Ferrari (Pavia, IT)</i>	399
14:15 >	Acute ECG quiz. <i>C.J.M. Vrints (Edegem, BE)</i>	400
14:35 >	Blood gas analysis quiz. <i>P. Elbers (Amsterdam, NL)</i>	401
14:55 >	Acute echocardiographic quiz. <i>J. J. Bax (Leiden, NL)</i>	402
15:15 >	Closing remarks. <i>H. Bueno (Madrid, ES)</i>	403

Educational Track, Mobile App voting session

14:00 - 15:30 SYMPOSIUM Conference Room 1.4+5+6

Pulmonary embolism: State of the Art in 2019

Chairpersons: E. Bonnefoy-Cudraz (Bron, FR); M. Rubini Gimenez (Basel, CH)

14:00 >	Intermediate risk pulmonary embolism. <i>S. V. Konstantinides (Mainz, DE)</i>	404
14:22 >	New biomarkers, diagnosis and risk-stratification. <i>E. Giannitsis (Heidelberg, DE)</i>	405
14:45 >	Locoregional thrombolysis. <i>I. Ahrens, (Cologne, DE)</i>	406
15:07 >	Extracorporeal support in massive pulmonary embolism? <i>S. Price (London, GB)</i>	407

14:00 - 15:30 HOW-TO SESSION Conference Room 4

Practical management of infections in the intensive care

Chairpersons: J. A. Barrabes (Barcelona, ES); M. Tubaro (Rome, IT)

A very practical session, which addresses some everyday-life problems with infections in ICCU.

- | | | |
|---------|--|-----|
| 14:00 > | Suspected sepsis-related cardiomyopathy in patients with left ventricular systolic dysfunction.
<i>G. Tavazzi (Pavia, IT)</i> | 408 |
| 14:22 > | Empiric antimicrobials: how and when to use it- if at all.
<i>F. Guarracino (Pisa, IT)</i> | 409 |
| 14:45 > | Infection or bacterial colonisation? Implications for diagnosis and treatment of patients in the intensive care.
<i>A. Burillo (Madrid, ES)</i> | 410 |
| 15:07 > | Sepsis and septic shock.
<i>L. Lamhaut (Paris, FR)</i> | 411 |

14:00 - 15:30 WORKSHOP Workshop Room A

ACCA hands-on - ECMO

Chairpersons: S. W. Davies (London, GB); R. Trimlett (London, GB)

ECMO experts will take you through the revision of indications for mechanical circulatory support; Safe cannulation ; Integrating fluoroscopy, TOE, vascular ultrasound at the bedside; Alternative MCS for different situations (Impella, Protek etc.); Concomitant coronary, pericardial, valve interventions.

15:30 - 16:30 MODERATED POSTERS Moderated Poster Area A

Moderated Poster 5: Acute heart failure

Chairpersons: J. Stepinska (Warsaw, PL); J. Poess (Luebeck, DE)

- | | | |
|---------|---|-----|
| 15:30 > | Acute effect of atrial fibrillation on plasma natriuretic peptides: the influence of tachycardia, left atrial pressure overload, and heart rhythm irregularity.
<i>M. Sramko, D. Wichterle, J. Franekova, V. Melenovsky, P. Peichl, J. Kautzner (Prague, CZ)</i> | 412 |
| 15:36 > | Value of serum cystatin C levels in acute decompensated heart failure after levosimendan infusion.
<i>M.V. Lediakhova, S.N. Tereshchenko, V.P. Masenko, I.V. Zhiron, T.M. Uskach (Moscow, RU)</i> | 413 |
| 15:42 > | Onset of sacubitril-valsartan in hospitalized vs ambulatory patients with heart failure with reduced ejection fraction in real life.
<i>M. Galvan Ruiz, M. Groba Marco, A. Garcia Quintana, M. Fernandez De Sanmamed, M. Singh, E. Perez Nogales, J.M. Medina Gil, J. Morales Gonzalez, P. Martin Lorenzo, E. Caballero Dorta, P. Pena Ortega, D. Rua-Figueroa Erausquin, J.M. Medina Suarez, M. Lopez Perez, M. Blanco Nuez (Las Palmas de Gran Canaria and Las Palmas De Gran Canaria, ES)</i> | 414 |
| 15:48 > | The MAGGIC score predicts heart failure-related death but not sudden cardiac death: an OBSERVO-ICD sub-analysis.
<i>F. Guerra, P. Palmisano, G. Dell'era, M. Ziacchi, E. Ammendola, A. Capucci, M. Accogli, E. Occhetta, M. Biffi, G. Nigro, M. Canepa (Ancona, Tricase, Novara, Bologna, Naples and Genoa, IT)</i> | 415 |
| 15:54 > | Arterial elastance reduction with intra aortic ballon counterpulsation is associated with hemodynamic stabilization in patients with acute decompensated heart failure and low output state.
<i>A. Sacco, M. Morici, G. Viola, P. Meani, F. Oliva, F. Pappalardo (Milan, IT)</i> | 416 |
| 16:00 > | Long-term prognosis of tachycardiomyopathy.
<i>G. Stronati, F. Guerra, A. Capucci (Ancona, IT)</i> | 417 |
| 16:06 > | Effects of levosimendan in the acute phase of acute myocardial infarction complicated with severe ventricular dysfunction and without cardiogenic shock at admission.
<i>B. Picarra, A.R. Santos, J. Pais, M. Carrington, D. Bras, J. Carvalho, R. Guerreiro, J. Aguiar, S.P.C. Cardiologia (Évora, PT)</i> | 418 |
| 16:12 > | Prognostic impact of the double product in acute heart failure.
<i>D. De Campos, C. Saleiro, J. Lopes, L. Puga, J. M. Ribeiro, A. Botelho, C. Lourenco, J. Sousa, A. Siserman, M. Costa, L. Goncalves (Coimbra, PT)</i> | 419 |
| 16:18 > | Clinical profiles of organ dysfunctions in a population of AHF patients: a single center cohort study.
<i>I. Sharka, S. Myftiu, B. Dida, A. Quka, J. Rustemaj, E. Vasili, A. Skenderi (Tirana, AL)</i> | 420 |
| 16:24 > | Predictors of acute heart failure after vascular surgery.
<i>D.M. Gualandro, F.G. Marcondes-Braga, D. Calderaro, F.A.M. Cardozo, P.C. Yu, M.T. Oliveira, I.B. Casella, N. Luccia, B. Caramelli (São Paulo and Sao Paulo, BR)</i> | 421 |

Sunday 3 March

Afternoon sessions

15:30 - 16:30 **MODERATED POSTERS** **Moderated Poster Area B**

Moderated Poster 6: Acute Coronary Syndromes I

Chairpersons: M. Moeckel (Berlin, DE); M. Rubini Gimenez (Basel, CH)

15:30 >	Use of PRECISE DAPT score and baseline platelet count in the assessment of overall mortality in patients with acute coronary syndrome. <i>N. Morici, G.A. Tavecchia, M.R. Caporale, S. Cantoni, A. Sacco, P. Meani, G. Viola, F. Oliva, F. Lombardi, A. Segreto, P. Bertuccio, C. La Vecchia, M. Cattaneo, M. Valgimigli, S. Savonitto (Milan, Bari and Lecco, IT; Bern, CH)</i>	422
15:36 >	Treating ischemic injury to reduce infarct size and achieve cardiac protection. <i>L.G. Mendieta Badimon, S. Ben-Aicha, L. Casani, L. Badimon, M. Sabate, G. Vilahur (Barcelona, ES)</i>	423
15:42 >	Recurrence of angina after ST-elevation myocardial infarction: role of microvascular obstruction. <i>V. Vetrugno, R.A. Montone, M.G. Del Buono, M. Russo, G. Santacroce, F. Fracassi, F. Vergni, M. Camilli, M.C. Meucci, F. Gurgoglione, G. Niccoli, F. Crea (Rome, IT)</i>	424
15:48 >	Association between coronary plaque vulnerability and periodontal disease in patients with unstable angina-results from the ATHERODENT study. <i>I.-P. Rodean, L. Lazar, D. Opincariu, S. Korodi, N. Rat, A. Gogu, T. Benedek, I. Benedek (Tirgu-Mures, RO)</i>	425
15:54 >	Iron deficiency in patients with STEMI undergoing primary PCI. <i>J. Campodonico, N. Cosentino, G. Pontone, M. Guglielmo, V. Milazzo, M. Moltrasio, A. Bonomi, G. Lauri, G. Marenzi (Milan, IT)</i>	426
16:00 >	Clinical outcomes of type 2 myocardial infarction diagnosed by coronary angiography: predictive ability of grace score in mortality risk assessment. <i>H.T. Hoang, A.A. Kitbalyan, P.V. Lazarev, V.V. Maiskov, I.A. Merai, Z.H.D. Kobalava (Moscow, RU)</i>	427
16:06 >	Galectin 3 and Galectin 3 binding protein improve the risk stratification after myocardial infarction. <i>G. Gagno, L. Padoan, A. Paldino, C. Hiche, F. Ziberna, G. Barbati, N. Fiotti, T. Not, A. Beltrami, G. Sinagra, A. Aleksova (Trieste and Udine, IT)</i>	428
16:12 >	Is diabetes mellitus an independent predictor of in-hospital morbidity and mortality in STEMI patients undergoing primary PCI? The cardio-renal hypothesis. <i>J. Campodonico, N. Cosentino, S. Genovese, M. De Metrio, M. Rondinelli, S. Cornara, A. Somaschini, R. Camporotondo, V. Milazzo, M. Moltrasio, A. Bonomi, G. De Ferrari, G. Marenzi (Milan and Pavia, IT)</i>	429
16:18 >	Rule-out of AMI and life-threatening conditions at time of ambulance dispatch. <i>C.K. Pedersen, C. Stengaard, C.J. Terkelsen, K. Friesgaard, M.T. Boetker (Aarhus, DK)</i>	430
16:24 >	Diagnosis of acute myocardial infarction in the presence of left bundle-branch block. <i>T. Nestelberger, L.C. Cullen, B.L. Lindahl, T.R. Reichlin, J.G. Greenslade, E.G. Giannitsis, B.M. Morawiec, O.M. Miro, J.M. Martin Sanchez, J.B. Boeddinghaus, D.W. Wussler, L.K. Koechlin, R.T. Twerenbold, M.T. Than, C.M. Mueller (Basel and Bern, CH; Brisbane, AU; Uppsala, SE; Heidelberg, DE; Zabrze, PL; Barcelona and Madrid, ES; Christchurch, NZ)</i>	431

16:30 - 17:30 **CASE-BASED SYMPOSIUM** **Auditorium 2**

Prolonged DAPT after acute coronary syndrome: individualise!

Chairpersons: H. Bueno (Madrid, ES); M. Valgimigli (Bern, CH)

Evidence is accumulating for the benefits and harms of prolonged DAPT after ACS, while individual decisions are still often based on expertise and the "gut feeling". This session should highlight the available evidence for prolonged DAPT.

16:30 >	Prolonged DAPT after acute coronary syndrome: individualise! - Panel. <i>S. Leonardi (Pavia, IT); D. Zahger (Beer Sheva, IL); M. Noc (Ljubljana, SI)</i>	432
16:30 >	Case 1: A patient with a low DAPT score and an interventionist with a gut feeling. <i>A. Mischie (Montlucon, FR)</i>	433
16:50 >	Case 2: The dilemma: a patient with both a high bleeding and thrombotic risk. <i>N. Morici (Milano, IT)</i>	434
17:10 >	State of the Art lecture: Prolonged DAPT - when, in whom, how long? <i>M. Valgimigli (Bern, CH)</i>	435

16:30 - 17:30 **GUIDELINES IN DAILY PRACTICE** Conference Room 1.1+2+3

Cardiovascular diseases in pregnancy

Chairpersons: S. Price (London, GB); A. Sambola Ayala (Barcelona, ES)

- 16:30 > Case 1: A case of severe peripartum cardiomyopathy at week 38 of pregnancy. 436
M. Rubini Gimenez (Basel, CH)
- 16:45 > How to implement Guidelines: A case of severe peripartum cardiomyopathy at week 38 of pregnancy. 437
D. Fitzsimons (Belfast, GB); To be announced
- 16:55 > Case 2: A suspected STE-elevation ACS just after delivery. 438
D. Adlam (Loughborough, GB)
- 17:10 > How to implement guidelines in the acute setting. 439
S. Halvorsen (Oslo, NO); D. Fitzsimons (Belfast, GB)
- 17:20 > Cardiovascular diseases in pregnancy - Conclusion and take home message. 440
S. Price (London, GB)

16:30 - 17:30 **MEET THE EXPERTS** Conference Room 1.4+5+6

Optimal management of patients with resuscitated cardiac arrest

Chairpersons: C. Hassager (Copenhagen, DK); G. Perkins (Coventry, GB)

Case 1: ECG interpretation after ROSC. TTM? Which temperature? PCI center? Acute CAG?

Case 2: LUCAS? Inotropes? ECMO?

Case 3: TTM? Acute CAG? Prognostication day 3?

- 16:30 > Optimal management of patients with resuscitated cardiac arrest - Panel. 441
J. Kjaergaard (Copenhagen, DK)
- 16:30 > Introduction to the session. 442
C. Hassager (Copenhagen, DK)
- 16:35 > Case 1: Stable ROSC achieved! No clear STEMI - should we still call the PCI center? 443
K.A. Krychtiuk (Vienna, AT)
- 16:50 > Case 2: My patient keeps coming and going - scoop and run? 444
H. Soeholm (Copenhagen Nv, DK)
- 17:05 > Case 3: ROSC after IHCA - now what? 445
C. Sinning (Hamburg, DE)
- 17:20 > Optimal management of patients with resuscitated cardiac arrest - Take home message. 446
G. Perkins (Coventry, GB)

16:30 - 17:30  **ABSTRACT SESSION** Conference Room 4

ACCA Research Prize

Chairpersons: I. Ahrens (Cologne, DE); F. Schiele (Courbevoie, FR); C.J.M. Vrints (Edegem, BE)

- 16:30 > Prospective validation of ACCA quality indicators on optimal medical therapy in consecutive patients with acute myocardial infarction of a tertiary care center. 447
C. Montalto, M. Portolan, R. Camporotondo, R. Totaro, F. Fortuni, L. Pezza, F. Moretti, F. Jeva, F.M. Dionisio, G. Saturi, G. Crimi, A. Repetto, G.M. De Ferrari, L. Oltrona, S. Leonardi (Pavia and Bologna, IT)
- 16:45 > Growth differentiation factor 15 in early neurological prognostication after out-of-hospital cardiac arrest. 448
F. Rueda Sobella, C. Garcia-Garcia, J. Aranyo, G. Cediel, J. Serra Gregori, M.C. Nevado Aranda, N. Soto, T. Oliveras, C. Labata, M. Ferrer Massot, O. De Diego, N. El-Ouaddi, A. Bayes-Genis (Badalona (Barcelona), ES)
- 17:00 > Inter-hospital transfer for primary PCI has worse outcome compared with direct admission to a heart attack centre: an study of 25,315 patients with STEMI from the London Heart Attack Group. 449
K. S. Rathod, A. Jain, C. Knight, A. Mathur, C. Knight, A. Wragg, D. A. Jones (London, GB)
- 17:15 > ECG to PCI time delays - ESC recommendations and STEMI networks performance. 450
M. Gasior, M. Gierlotka, D. Dudek, W. Wojakowski, A. Witkowski, P. Buszman, T. Zdrojewski, P. Jankowski, J. Kubica, A. Tycinska, J. Ladny, J. Kazmierczak, P. Ponikowski, J. Stepinska, A. Budaj (Zabrze, Opole, Krakow, Katowice, Warsaw, Gdansk, Bydgoszcz, Bialystok, Szczecin and Wroclaw, PL)

Award session

09:00 - 17:30

POSTER SESSION

Poster Area

Poster Session 2

Acute Heart Failure Poster Discussant

Acute Heart Failure Poster Discussant – 12:45-13:45.

J. Stepinska (Warsaw, PL); C.J.M. Vrints (Edegem, BE)

P451

Acute Heart Failure - Diagnostic Methods

Prognostic impact of blood urea nitrogen-to-creatinine ratio at hospital discharge in patients with acute decompensated heart failure.

J. Lopes, L. Reis, J. Sousa, C. Saleiro, D. Campos, L. Puga, J. Ribeiro, J. Silva, L. Goncalves (Coimbra, PT)

P452

Lung ultrasound for volume status assessment in chronic hemodialysis patients.

I. Ivanov, V. Veselinov, J. Dejanovic (Sremska Kamenica and Kikinda, Serbia, RS)

P453

Echocardiography in the emergency department: negative predictive value to rule out left ventricular dysfunction.

P. Guardia Martinez, A.L. Aviles Toscano, M.I. Navarrete Espinosa, A.A. Rojas Sanchez, J. Rodriguez Silva, D. Prieto Toro, J. Gonzalez Lozano, P. Ruiz Martin (Malaga, ES)

P454

Release of mitochondrial DNA is associated with mortality in severe acute heart failure.

K.A. Krychtiuk, R. Wurm, M. Lenz, K. Huber, J. Wojta, G. Heinz, M. Huelsmann, W.S. Speidl (Vienna, AT)

P455

Monocyte subset distribution predicts survival in patients with acute heart failure.

K.A. Krychtiuk, M. Lenz, L. Wutzlhofer, B. Bauer, D.F. Draxler, K. Huber, J. Wojta, G. Heinz, W.S. Speidl (Vienna, AT)

P456

Dynamics of serum biomarkers depending on myocardial inflammation in patients with acute decompensation of ischemic heart failure.

E.V. Kruchinkina, V.V. Ryabov, Y.U.V. Rogovskaya, A.M. Gusakova, O.N. Ogurkova, T.E. Suslova (Tomsk, RU)

P457

Acute Heart Failure: Pharmacotherapy

Efficacy of tolvaptan in treating patients with heart failure with the preserved ejection fraction.

Y. Suzuki, A. Murata, S. Tsujimoto, S. Murase, Y. Ochiuni, A. Kagase, T. Ito (Nagoya, JP)

P458

Utilisation of guideline directed medical therapy in heart failure patient with reduced ejection fraction upon discharge.

R. Bin Sulaiman (Riyadh, SA)

P459

Levosimendan versus dobutamine in cardiogenic shock. A real alternative?

M.I. Barrionuevo Sanchez, M. Corbi-Pascual, V. Ferrer-Bleda, S. Diaz-Lancha, J.J. Portero-Portaz, C. Urraca-Espejel, J.G. Cordoba-Soriano, C. Ramirez-Guijarro, S. Calero-Nunez, G. Gallego-Sanchez, M.A. Simon-Garcia, F.M. Salmeron-Martinez, I. Lopez-Neyra, J.G. Navarro-Cuartero, C. Llanos-Guerrero (Albacete, ES)

P460

Prognostic impact of nitrate use in acute heart failure.

J. Lopes, L. Reis, J. Sousa, D. Campos, C. Saleiro, L. Puga, J. Ribeiro, J. Silva, L. Goncalves (Coimbra, PT)

P461

Withdrawing vs. continuing beta blockers in acute heart failure and low output syndrome requiring inotropic therapy: Impact in short and long term endpoints

B. Biselli, A.M. Soeiro, P.G.M. De Barros E Silva, M.P. Wetten, D.M. Gualandro, N.M. Moraes, M.C. Cesar, R.L.A. Castro, T.C.A.T. Leal, R. Lopes, P. Soares, M. T. Oliveira Jr (Sao Paulo and Vitoria, BR; Durham, US)

P462

The impact of spironolactone in heart failure with mid-range ejection fraction: a future therapeutic tool?

M. I. Pires, J.G. Goncalves Pereira, H. Antunes, M.L. Goncalves, J.M. Santos, J. Costa Cabral, I. Almeida (Viseu, PT)

P463

Acute Heart Failure Clinical

RECANIC: canarian registry of patients with acute heart Failure.

A. Garcia Quintana, M. Groba Marco, M. Davila Ramos, A. Conde Martel, C. Hernandez, A. Lara Padron, A. Perez Ramirez, J.M. Medina Gil, M. Garcia Lopez, F. Romero Santana, J.J. Grillo Perez, J.M. Garcia Vallejo, M. Galvan Ruiz, J.M. Lopez Vega, J.M. Medina Suarez (Las Palmas de Gran Canaria, Santa Cruz de Tenerife and Las Palmas De Gran Canaria, ES)

P464

Acute heart failure: are men and women different? Data from RECANIC study.

M. Groba Marco, A. Garcia Quintana, M. Davila Ramos, A. Conde Martel, C. Hernandez, A. Lara Padron, A. Perez Ramirez, J.M. Medina Gil, M. Garcia Lopez, F. Romero Santana, J. Orihuela Martin, J.M. Lopez Vega, M. Galvan Ruiz, J.J. Grillo Perez (Las Palmas de Gran Canaria, Santa Cruz de Tenerife and Las Palmas De Gran Canaria, ES)

P465

Prior Stroke or TIA predicts in-hospital congestive heart failure in patients with NSTEMI.

M. Carrington, A.R. Santos, J. Pais, B. Picarra, D. Bras, R. Azevedo-Guerreiro, K. Hyde-Congo, J. Aguiar (Evora, PT)

P466

Safety and cost-effectiveness of ward based inotropes for managing heart failure in adults with complex congenital heart disease. P467
K. Krishnathasan, A. Khokhar, N. Thaladi, A. Spimpolo, A. Kempny, R. Alonso-Gonzalez, K. Dimopoulos (London, GB)

Acute Heart Failure Clinical Cases

Patiromer in chronic heart failure and impaired kidney function. P468
C. Keil, K. Riedl, G. Delle Karth, C. Adlbrecht (Vienna, AT)

Ibrutinib and amiodarone interaction: an uncommon cause of heart failure. P469
M. Bianco, C. Gravinese, A. Luciano, P. Destefanis, R. Pozzi (Orbassano, IT)

A case of myocarditis.. is it lupus? P470
M. J. Farrugia, J. Bonello, C. Vassallo (Msida, MT)

Acute heart failure caused by a multiple sclerosis relapse. P471
A. Maca, M. Karantajers, J. Mednieks, E. Terauda, R. Roze, I. Zakke, A. Erglis (Riga, LV)

A broken heart can still be fixed: unexpected acute heart failure in a young patient. P472
M. Belei, D.A. Darabantiu, A. Sasu, A. Pop-Moldovan (Arad, RO)

Our experience with successfully use of a percutaneous Impella 5.0 device as a bridge to recovery in fulminant lymphocytic myocarditis. P473
T. Gazdic, J. Vymetalova, T. Marek, J. Maly, I. Maly (Prague, CZ)

Atrial tachycardia in carcinoid heart disease: the straw that breaks the camel's back. P474
G. Barbati, E. Bonaldi, A. Tsolaki, G. Erente (Vicenza, IT)

Takotsubo cardiomyopathy presenting with diffuse st segment elevation and ventricular tachycardia. P475
M. Patricio, M.D.A. Tiongson, C.F. Agustin, N.I. Pajes, F.P.B. Gloria, R.F. Abarquez (Manila, PH)

Heart failure as consequence of a systemic disease. P476
H. Santos, H. Miranda, I. Almeida, L. Almeida, A. Cardoso, F. Campante (Barreiro, PT)

Clinical relevance of invasive hemodynamic monitoring in patient with circulatory shock. P477
L. De Michieli, D. Scarpa, L. Cacciavillani, L. Babuin (Padua, IT)

Acute Coronary Syndromes Pathophysiology and Mechanisms, Biomarkers, Treatment, Revascularization Poster Discussant

Acute Coronary Syndromes Pathophysiology and Mechanisms, Biomarkers, Treatment, Revascularization Poster Discussant – 12:45 13:45. P478
U. Zeymer (Ludwigshafen, DE)

Platelet derived microparticles in patients with st segment elevation myocardial infarction: kinetics, platelet production and temperature effects. P479
L. Malinova, E. Lazareva, P. Dolotovskaya, N. Furman, N. Puchinyan, T. Denisova, V. Tuchin (Saratov and Tomsk, RU)

Global deformation of left ventricle myocardium in patients with preserved and reduced ejection fraction. P480
V. Galimskaya, A. Golubeva, N. Burko, S. Kupriyanova, V. Oleinikov (Penza, RU)

The role of MPV in the prediction of CAD severity. P481
S. Grigoriadis, A. Samaras, I. Vogiatzis (Veria, GR)

Circulating markers of immune inflammation have diagnostic value in acute coronary syndrome. P482
A.R. Babaeva, S.I. Davidov, A.A. Tarasov, M.A. Gordeeva, A.L. Emelianova, K.S. Solodenkova, M.A. Osadchuk (Volgograd and Moscow, RU)

Intramyocardial haemorrhage and microvascular obstruction with different reperfusion strategies in patients with primary myocardial infarction with ST segment elevation. P483
Y. Alekseeva, Y.V. Vyshlov, O.V. Mochula, V.Y. Usov, V.A. Markov, V.V. Ryabov (Tomsk, RU)

Dysfunction of key canonical signalling pathways is linked to the development of major cardiovascular complications. P484
M. Postula, S. De Rosa, C. Eyleten, J. Pordzik, C. Indolfi (Warsaw, PL; Catanzaro, IT)

Dynamics of longitudinal global strain at different levels of the left ventricular myocardium in STEMI patients for 3 months. P485
V. Oleinikov, V. Galimskaya, S. Skvortcov, N. Terina, S. Kupriyanova, I. Dolgarev (Penza, RU)

The role of parameters of the immuno-inflammatory response in the development of repeated undesirable events in patients with unstable angina and type 2 diabetes mellitus. Results of prospective foll. P486
T. Petelina, N.A. Musikhina, Y.A. Sharoyan, A.I. Kostousova (Tyumen, RU)

Association between the inflammatory response in the immediate post-acute phase and alteration of left ventricular function at 1 month in patients with STEMI undergoing primary PCI. P487
A. Mester, M. Morariu, D. Opincariu, N. Rat, R. Hodas, S. Korodi, I. Benedek, T. Benedek (Targu-Mures and Targu Mures, RO)

The role of mean platelet volume in prediction of coronary artery disease's severity severity. P488
S. Grigoriadis, A. Samaras, I. Vogiatzis (Veria, GR)

Sunday 3 March

Poster sessions

SUNDAY

- Admission leukocyte count is associated with cardiogenic shock development and all-cause 30-day mortality in patients with ST-elevation myocardial infarction.** P489
A. Klein, S. Wiberg, C. Hassager, R. Frikke-Schmidt, L.E. Bang, M.G. Lindholm, L. Holmvang, O. Moeller-Helgestad, H.B. Ravn, L.O. Jensen, J. Kjaergaard, J.E. Moeller, M. Frydland (Copenhagen and Odense, DK)
- Stromal cell-derived factor-1 and growth differentiation factor-15 as long-term prognosis biomarkers in acute coronary syndrome.** P490
O.M. Peiro Ibanez, N. Farre, G. Cediell, V. Quintern, G. Bonet, S. Rojas, S. Santos, A. Garcia, J. Ordonez-Llanos, A. Bardaji (Tarragona, Barcelona and Badalona (Barcelona), ES)
- Association of biomarkers of oxidative stress, stress glycaemia and glycated haemoglobin with coronary artery disease.** P491
M. Vavlukis, G. Kamceva, D. Kitanski, E. Shehu, H. Taravari, B. Pocesta, S. Kedev, L.J. Georgievska-Ismail (Skopje and Stip, MK)
- Genes polymorphism and clinical course of the acute coronary syndrome associated with acute kidney injury.** P492
V.A. Kostenko, A.V. Siverina, E.A. Skorodumova, L.P. Pivovarova, O.B. Ariskina, E.G. Skorodumova, A.N. Federov, A.V. Rysev (St-Petersburg and St. Petersburg, RU)
- Impact of copeptin on diagnosis, safety, and short-term prognosis of acute coronary syndromes at Vilnius university hospital clinics.** P493
R. Ruseckaite, V. Juknevičius, P. Serpytis, M. Mockel (Vilnius, LT; Berlin, DE)
- Acute coronary syndrome and inflammation: destined to be together forever.** P494
J.P. Sousa, J.G. Lopes, C. Saleiro, D. Campos, C. Lourenco, L. Goncalves (Coimbra, PT)
- Clinical impacts of approach site in ACS patients performing primary PCI.** P495
S. Hiramori, N. Ito, S. Ito, Y. Takeji, M. Fukunaga, Y. Yamaji, K. Ando (Kitakyushu, Kyoto and Osaka, JP)
- Outcomes and predictors of in-hospital mortality in patients presenting with acute coronary syndromes.** P496
F. A. Cader, M. M. Haq, S. Nasrin (Dhaka, BD)
- Temporal changes of prehospital and in-hospital delays in case of STEMI treated by PCI.** P497
E. Schroeder, A. Goriani, B. Bihin, P. Chenu, V. Dangoisse, L. De Canniere, A. Dive, F. Feye, F. Foret, A. Guedes, C. Hanet, D. Darii, M. Vasile, E. Morandini (Yvoir, BE)
- Non-ST elevation myocardial infarction patients flowchart: from coronary anatomy to treatment.** P498
P. Martinez Vives, A. Travieso-Gonzalez, P. Martinez-Losas, M.J. Perez-Vizcayno, A. Fernandez-Ortiz, A. Viana-Tejedor (Madrid, ES)
- Age and gender related performance of STEMI networks how do we follow the ESC guidelines on ECG to PCI delay.** P499
M. Gierlotka, A. Tycinska, P. Trzeciak, R. Zymlinski, W. Kuliczowski, J. Stepinska, B. Hudzik, J. Sacha, J. Hiczkiwicz, T. Zdrojewski, P. Buszman, W. Wojakowski, A. Witkowski, D. Dudek, M. Gasior (Opole, Bialystok, Zabrze, Wroclaw, Warsaw, Nowa Sol, Gdansk, Katowice and Krakow, PL)
- Long-term outcomes of non-ST-elevation myocardial infarction without creatine kinase elevation.** P500
N. Ito, S. Hiramori, Y. Takeji, S. Ito, Y. Yamaji, M. Fukunaga, K. Ando (kitakyushu, JP)
- Acute Coronary Syndromes - Epidemiology, Prognosis, Outcome Poster Discussant**
- Acute Coronary Syndromes - Epidemiology, Prognosis, Outcome Poster Discussant - 12:45 - 13:45.** P501
D. M. Walker (Hastings, GB); M. Moeckel (Berlin, DE); M. Claeys (Edegem /Antwerpen, BE)
- Acute Coronary Syndromes - Epidemiology, Prognosis, Outcome**
- Prediction of long-term mortality through the combination of the GRACE and CRUSADE scales in patients with acute coronary syndrome.** P502
S. Santos-Martinez, G. Bonet, J. Rodriguez-Lopez, M.A. Perez-Rodriguez, E. Sanz-Girgas, I. Serrano-Rodriguez, V. Quintern, M. Vidal, M.I. Gonzalez-Del-Hoyo, O.M. Peiro, F. Dominguez-Benito, K. Vasquez, A. Romeu, M. Ferrero, A. Bardaji (Tarragona, ES)
- The role of the CRUSADE bleeding score in the prediction of major bleeding in the follow-up of acute coronary syndrome patients.** P503
J.P. Alves Guimaraes, F. Goncalves, M. Moz, S. Borges, J. Trigo, P.S. Mateus, J.I. Moreira (Vila Real, PT)
- Impact of admission glucose on the immediate and long-term prognosis of patients with troponin-positive ACS.** P504
I. Bayraktarova, E. Naseva, E. Trendafilova, A. Aleksandrov, A. Bankova, S. Georgieva, V. Grigorov, E. Dimitrova, H. Yordanova, E. Kostova, H. Mateev, G. Hristova, I. Petrova, P. Tasovska, N. Gotcheva (Sofia, BG)
- Pre-diabetes and in-hospital outcome of patients with acute myocardial infarction.** P505
J. Campodonico, N. Cosentino, S. Genovese, M. De Metrio, V. Milazzo, M. Rondinelli, M. Rubino, I. Marana, M. Moltrasio, A. Bonomi, M. Grazi, G. Lauri, G. Marenzi (Milan, IT)
- Chest pain in the emergency department at the university hospital clinics: incidence, clinical characteristics, risk stratification and outcome.** P506
R. Ruseckaite, I. M. Saule, V. Juknevičius, P. Serpytis (Vilnius, LT)
- Has a patient with dementia and an acute coronary syndrome a different clinical presentation, treatment and prognosis?** P507
A. Marques, S. Alegria, A.R. Pereira, D. Sebaiti, A. Briososa, C. Martins, I. Rangel, I. Joao, H. Pereira (Almada, PT)
- Effect of lipid-lowering therapy on RF technology indicators and endpoints in STEMI.** P508
A. Khromova, I. Matrosova, N. Burko, Y. Tomashevskaya, V. Oleinikov (Penza, RU)

- Acute myocardial infarction type I versus type II-comparative analysis between clinical characteristics and short-and long-term outcomes.** P509
A. Soeiro, D. Nakamura, M.C. Cesar, A.S. Bossa, B. Biselli, T.C.A.T. Leal, M.C.F.A. Soeiro, P.R. Soares, C.H. Nomura, C.V. Serrano Jr, C.E. Rochitte, M.T. Oliveira Jr (Sao Paulo, BR)
- Predictors of mortality in long-term in acute coronary syndromes in young adults.** P510
F.M. Moniz Mendonca, J.A.S. Sousa, J.M. Monteiro, M.N. Neto, R.R. Rodrigues, G.C. Caires, D.F. Freitas (Funchal, PT)
- Therapeutic management and 5-year outcomes in patients with acute coronary syndromes and high bleeding risk.** P511
F.M. Moniz Mendonca, J.A.S. Sousa, J.M. Monteiro, M.N. Neto, R.R. Rodrigues, G.C. Caires, D.F. Freitas (Funchal, PT)
- Prognosis impact of myocardial revascularization in elderly patients with acute coronary syndrome and left ventricular systolic dysfunction.** P512
C. Minguito Carazo, S. Del Castillo Garcia, T. De Benito Gonzalez, M. Rodriguez Santamarta, S. Prieto Gonzalez, C. Palacios Echavarren, J.C. Echarte Morales, P. Menendez Suarez, J. Borrego Rodriguez, C. Lezcano Pertejo, L. Rodriguez Roche, G.M. Flores Vergara, M.G. Ascencio Lemus, E. Tundidor Sanz, F. Fernandez Vazquez (Leon, ES)
- Discrimination of scales GRACE and KILLIP supplemented with age in acute coronary syndrome.** P513
D. Segura Rodriguez, R. Rivera-Lopez, M.D. Fernandez-Zamora, M.P. Fuset-Cabanes, J.A. Arboleda-Sanchez, M. Garcia-Delgado, R. Rubini-Costa, J. Latour-Perez, A.R.I.A.M. Ariam- Semicyuc, A.R.I.A.M. Ariam- Andalucia (Granada, Malaga, Valencia and Elche, ES)
- Killip iv infarction: may st elevation influence?** P514
M.I. Barrionuevo Sanchez, M.J. Corbi-Pascual, S. Diaz-Lancha, J.G. Cordoba-Soriano, S. Calero- Nunez, C. Ramirez-Guijarro, G. Gallego-Sanchez, I. Lopez-Neyra, J. Navarro-Cuartero, J.J. Portero-Portaz, C. Urraca-Espejel, F.M. Salmeron-Martinez, L. Exposito-Calamardo, R. Ramos- Martinez, V. Ferrer-Bleda (Albacete, ES)
- Anemia after PCI and in-hospital mortality in younger women with myocardial infarction.** P515
V. Kanic, I. Balesvski, I. Krajnc, F.H. Naji, D. Suran, G. Kompara (Maribor, SI)
- Long-term prognosis of patients developing de-novo o atrial fibrillation after acute myocardial infarction.** P516
P. Sulzgruber, L. Koller, F. El-Hamid, D.J. Rothgerber, S. Forster, S. Schnaubelt, K. Distelmaier, G. Goliasch, A. Toma, C. Hengstenberg, A. Niessner (Vienna, AT)
- Predictors of adverse outcome in patients with MINOCA.** P517
S.V. Kruchinova, E.D. Kosmachova, S.A. Raff (Krasnodar, RU)
- The clinical value of high residual platelet reactivity in patients with MINOCA.** P518
S. Kruchinova, E.D. Kosmachova, S.A. Raff (Krasnodar, RU)
- The value of the VTE-BLEED score on the stratification of hemorrhagic risk in acute coronary syndromes submitted to percutaneous coronary intervention.** P519
H. Antunes, L. Goncalves, J. Gil, L. Abreu, B. Marmelo, D. Moreira, I. Almeida, M. Correia, L. Nunes (Viseu, PT)
- Comparison of elderly patients with and without diabetes melitus: single center ACS registry data.** P520
A. Nesterov, E. Konstantinova, A. Udovichenko, M. Muksinova, L. Muradova, M. Gilarov, A. Svet (Moscow, RU)
- New-onset atrial fibrillation is more severe than pre-existing atrial fibrillation in patients with acute coronary syndrome: a meta-analysis.** P521
R. Sakurai (Tokyo, JP)
- Treatment and short-term outcomes of stemi in patients with cancer.** P522
D. Duplyakov, E. Luboyatnikova, T. Kislukhin, I. Osadchiy, A. Kiselev, M. Komarova, V. Rodionova (Samara and Saratov, RU)
- Diabetic patients hospitalised for acute coronary syndrome: epidemiology and systemic disease.** P523
A.M. Garcia-Bellon, A.M. Gonzalez, B. Perez Villardon, M. De Mora-Martin (Malaga and Velez - Malaga, ES)
- Patients admitted for acute coronary syndrome: prevalence of not known diabetes mellitus.** P524
A.M. Garcia-Bellon, A.M. Gonzalez, C. Jimenez Rubio, M. De Mora-Martin (Malaga and Velez - Malaga, ES)
- Outcomes of pharmacoinvasive strategy in a large metropolitan area.** P525
R. Gopar Nieto, G. Raymundo-Martinez, A.E. Loaisiga-Saenz, A. Villalobos-Flores, R. Pohls- Vazquez, L.V. Torres-Araujo, L. Baeza-Herrera, M. Martinez Ramos Mendez, A. Cabello-Lopez, P. Martinez-Amezcuca, D. Araiza-Garaygordobil, M.A. Arias-Mendoza (Mexico City, MX; Baltimore, US)
- Assessment of prognostic reperussion in Non-ST-segment elevation acute coronary syndrome with invasive treatment.** P526
A.M. Gonzalez, M.A. Ramirez-Marrero, A.M. Garcia-Bellon, M. De Mora-Martin (Malaga, ES)
- In-hospital prognosis of patients admitted for non-ST-segment elevation acute coronary syndrome: analysis of gender differences.** P527
A.A. Rojas-Sanchez, A.M. Gonzalez, A.M. Garcia-Bellon, M.A. Ramirez-Marrero, M. De Mora - Martin (Malaga, ES)
- Preinfarction angina: long-term prognostic reperussion.** P528
M.A. Ramirez-Marrero, A.M. Garcia-Bellon, A.M. Gonzalez-Gonzalez, M. De Mora-Martin (Malaga, ES)
- Modified age-adjusted shock index as a novel predictor of in-hospital major adverse cardiac events in non-ST elevation acute coronary syndrome.** P529
T. Daindes, M. Fadil, Y.R. Ilhami, M. Syafri, M. Syukri (Padang, ID)
- Association between glycated hemoglobin and multivessel disease in patients with acute st segment elevation myocardial infarction.** P530
A. E. Loaisiga, P. Martinez Amezcuca, D. E. Ronquillo Ramirez, R. Gopar Nieto, G. Raymundo Martinez, A. Villalobos Flores, L. Torres Araujo, L. A. Baeza Herrera, M. Martinez Ramos, R. Pohls Vazquez, J. Vargas Estrada, A. Cabello Lopez, D. Araiza Garaygordobil, A. Arias Mendoza (Mexico City, MX)

Anaemia at admission is a significant risk factor for the immediate and long-term prognosis of patients with myocardial infarction without ST-elevation. P531

I. Bayraktarova, E. Naseva, E. Trendafilova, A. Aleksandrov, A. Bankova, S. Georgieva, V. Grigorov, E. Dimitrova, H. Yordanova, E. Kostova, H. Mateev, I. Petrova, G. Hristova, P. Tasovska, N. Gotcheva (Sofia, BG)

Acute Coronary Syndromes Clinical

Acute Coronary Syndromes Clinical Poster Discussant – 12:45 - 13:45. P532

M. Rubini Gimenez (Basel, CH); To be announced

Major bleeding in st-elevation acute myocardial infarction: population characterization, predictors and impact in prognosis. P533

A.R. Santos, B. Picarra, M. Carrington, J. Pais, D. Bras, K. Congo, R. Gurreiro, J. Aguiar, S.P.C. Cardiologia (Évora, PT)

Influence of gender and prognosis at early invasive strategy in patients with NSTEMI-ACS. P534

M. Cano-Garcia, A.M. Gonzalez-Gonzalez, A.M. Garcia-Bellon, M.A. Ramirez-Marrero, M. De Mora-Martin (Malaga, ES)

It is the TIMI risk score a valuable tool in the prognostic stratification of non-ST-elevation acute coronary syndrome? P535

A.M. Garcia-Bellon, M.A. Ramirez-Marrero, A.M. Gonzalez-Gonzalez, M. De Mora-Martin (Malaga, ES)

Gender-related differences of outcomes after immediate invasive strategy in NSTEMI patients: a subanalysis of the randomized controlled RIDDLE-NSTEMI study. P536

A. Milosevic, D. Milasinovic, Z. Vasiljevic, V. Vukcevic, B. Stefanovic, M. Asanin, M. Dikic, D. Matic, M. Radosavljevic-Radovanovic, G. Stankovic (Belgrade, RS)

Influence of place of monitoring in major cardiovascular events of non-ST segment elevation myocardial infarction patients. P537

P. Martinez Vives, A. Travieso-Gonzalez, P. Martinez-Losas, M.J. Perez-Vizcayno, A. Fernandez- Ortiz, A. Viana-Tejedor (Madrid, ES)

Acute myocardial infarction without ST elevation with presentation in acute pulmonary edema Intervene or stabilize? P538

L. Malvar Goncalves, H.U.G.O. Antunes, J. G. Pereira, I. Pires, J. M. Santos, D. Moreira, I. Almeida, C.O.S.T.A. Cabral (Viseu, PT)

Effect of different doses of atorvastatin on renal function in patients with STEMI. P539

L. Salyamova, O. Kvasova, Y. Tomashevskaya, V. Oleinikov (Penza, RU)

Predictors of ischemic mitral regurg in patients with acute ST-segment elevation myocardial infarction treated with primary percutaneous intervention. P540

M. Zahran, A. Frare, G. Ibrahim, H. Radwan (Giza and Zagazig, EG)

Risk stratification and predictors of mortality in patients presenting with STEMI and reduced left ventricular ejection fraction. P541

L. F. Bertoldi, S. Linsalata, M. Oppizzi, F. Calvo, A. Beneduce, R. Spoladore, M. Slavich, C. Ballarotto, A. Cappelletti, F. Pappalardo, A. Margonato (Milan, IT)

Impact of mechanical circulatory support on mid-term outcomes in patients presenting with STEMI and reduced left ventricular ejection fraction. P542

L. F. Bertoldi, S. Linsalata, M. Oppizzi, F. Calvo, A. Beneduce, R. Spoladore, M. Slavich, C. Ballarotto, A. Cappelletti, F. Pappalardo, A. Margonato (Milan, IT)

Biomarker assessment for early infarct size estimation in ST-elevation myocardial infarction. P543

C. Tiller, M. Reindl, M. Holzknacht, M. Klapfer, A. Beck, B. Henninger, A. Mayr, G. Klug, S. Reinstadler, B. Metzler (Innsbruck, AT)

Colchicine before percutaneous coronary intervention in acute myocardial infarction. P544

Y. Jenab, S.H. Hosseini, A.H. Talasaz, A. Ghram, M.A.S.I.H. Tajdini, M. Alidoosti (Tehran, IR)

Electrocardiographic terminal QRS distortion in patients with ST-segment elevation myocardial infarction identifies patients vulnerable to rapid infarction progression. P545

Y. Fakhri, M. Toma, L. Holmvang, T. Engstroem, L. Koeber, J. Kastrup, P. Clemmensen (Copenhagen, DK; Hamburg, DE)

The plateauing of changes in management and outcomes of ST-segment elevation myocardial infarction long term data from Estonia. P546

A. Saar, T. Ainla, T. Marandi, M. Blondal, J. Eha (Tartu and Tallinn, EE)

Acute Coronary Syndromes: Tako-Tsubo Cardiomyopathy Clinical Cases

SAH masquerading as takotsubo cardiomyopathy. P547

I. Davarashvili, J. Balkin (Jerusalem, IL)

Takotsubo cardiomyopathy with significant coronary artery disease. P548

A. Elorriaga Madariaga, A. Arregui Lopez, P. Mendoza Cuartero, G. Aurrekoetxea Bajeneta, C. Asla Ormaza, I. Bravo Martinez, N. Garcia Ibarrondo, L. Gaztanaga Arantzamendi, L. Andraka Ikazuriaga, L. Ruiz Gomez, A. Rubio Ereno, A. Andres Morist, R. Saez Moreno (Bilbao, ES)

Prolonged QT with torsades and tako tsubo syndrome. P549

I. Noval Morillas, A. Gutierrez Barrios, A. Chauca Tapia, L. Canadas, G. Calle Perez, R. Vazquez Garcia (Cadiz and Jerez de la Frontera, ES)

Stress cardiomyopathy and left ventricular non-compaction: casualty or causality? P550

M.G. Del Buono, R.A. Montone, M. Camilli, M.C. Meucci, F.L. Gurgoglione, G. Niccoli, F. Crea (Rome, IT)

- Cardiac arrest in takotsubo cardiomyopathy: a not so benign disease.** P551
I. Bravo Martinez, A. Arregui, A. Elorriaga, G. Aurrekoetxea, P. Mendoza, C. Asla, M. Castellanos, A. Andres, R. Saez (Bilbao, ES)
- Takotsubo cardiomyopathy and stroke.** P552
L. Matute Blanco, E. Blanco Ponce, E. Pereyra Acha, I. Calaf Vall, N. Pueyo Balsells, I. Barriuso Barrado, C. Tomas Querol, I. Hernandez Marti, A. Aldoma Balasch, A. Bosch Gaya, M. Zielonka, P. Pastor Pueyo, J. Gayan Ordas, R. Bascompte Claret, F. Worner Diz (Lleida, ES)
- Acute Cardiac Care**
- Acute Cardiac Care Poster Discussant – 12:45 - 13:45.** P553
M. Frydland (Copenhagen E, DK); C. Weiser (Wien, AT); J. Kjaergaard (Copenhagen, DK)
- Using a standardized questionnaire to prioritise care in patients presenting with chest pain at the door of the emergency room: a cohort study.** P554
H. Fernandez, S. Krause, R. Della Cella Figueredo, C.M. Cardozo, C. Alonso, M. La Rosa Salaberry, A.A. Ruggiero, M.R. Rodriguez, R. Melchiori, J.M. Bonorino, J.A. Bilbao, E.D. Martino, J.C. Santucci, S.J. Baratta, A. Hita (Pilar, AR)
- One flight for a life The pre-hospital emergency medicine (PHEM) aeromobile networking, can influence an acute coronary syndrome outcome?** P555
M. Trofenciu, A. Pop-Moldovan, M. Onel, R. Farcas, M. Puticiu (Arad, RO)
- Adverse cardiovascular effects of energy drink consumption in comparison with other forms of caffeine intoxication in patients presenting to acute care settings.** P556
C. L. Alviar Restrepo, V. Jaramillo, D. Mahtta, A. Lui, A. Jain, N. Waheed, Y. Taha, A. Mamoud, M. Al-Ani, D. Christou (New York and Gainesville, US; Medellin, CO)
- Characterization of medical care in the emergency department of a spanish tertiary hospital in cases in which a request for a high-sensitivity cardiac troponin test has been performed.** P557
A. Perez-Asensio, F. Galvan-Roman, P. Gomez-Gomez, A. Lareo-Vicente, R. Martin-Asenjo, F. Rivas-Clemente (Madrid, ES)
- Short EMS scene time interval is a keyfactor in out-of-hospital cardiac arrest time management.** P558
M. Poppe, C. Clodi, C. Schriefl, A. Warenits, A. Nuernberger, M. Holzer, C. Weiser (Vienna, AT)
- Neutrophil-to-lymphocyte ratio predicts death in recuperated out-of-hospital cardiac arrest due to coronary artery disease.** P559
M. Tropa, S. Bastos, R. Santos, M. Oliveira, R. Costa, M. Santos, A. Luz, J. Silveira, H. Carvalho, A. Albuquerque, S. Torres (Porto, PT)
- Prognostic impact of minor bleeding complications in acute coronary syndromes at 1 year follow-up: how innocent are they?** P560
J. Sousa, F.V. Mendonca, J.P. Monteiro, M. Neto, R. Rodrigues, N. Santos, M.G. Serrao, S. Gomes, A.P. Faria, A. Pereira, B. Silva, G. Caires, D.H. Pereira, A.D. Freitas (Funchal, PT)
- Ventricular vs supraventricular arrhythmias in acute coronary syndromes: prognostic impact at 5 year follow-up.** P561
J. Sousa, F.V. Mendonca, J.P. Monteiro, M. Neto, R. Rodrigues, N. Santos, M.G. Serrao, A. Pereira, S. Gomes, A.P. Faria, B. Silva, G. Caires, D.H. Pereira, A.D. Freitas (Funchal, PT)
- Temporary mechanical circulatory support systems in current clinical practice: indication and clinical outcome in a tertiary care center.** P562
M. Fuerholz, R. Vollenbroich, A. Bloch, S. Windecker, S. Bloechlinger, L. Hunziker (Bern, CH)
- Immediate and middle term outcomes of extra-corporeal life support in post cardiotomy cardiogenic shock.** P563
F. Cabrucci, M. Bugetti, G. Chiuselli, M. Cresci, M. De Martino, T. Firenzuoli, M. Bonacchi, E. Prifti, S. Gelsomino (Florence, IT; Tirana, AL; Maastricht, NL)
- Myocardial mechanics by echocardiographic strain in patients with cardiogenic shock.** P564
N. Gargus, A. Mahmoud, M. Mahtta, S. Prasada, A. Jain, N. Waheed, D. Naik, M. Al-Ani, J. Petersen, C. L. Alviar Restrepo (Gainesville and New York, US)
- Predictors of long-term mortality in a large cohort of survivors after out-of-hospital cardiac arrest treated with targeted-temperature management.** P565
J. Caro Codon, L. Rodriguez Sotelo, J.R. Rey Blas, E. Lopez De Sa, O. Gonzalez Fernandez, S. Rosillo Rodriguez, E. Armada Romero, A. Iniesta Manjavacas, J. Ruiz Cantador, P. Martinez Losas, B. Casas Sanchez, L. Martinez Martin, J.M. Garcia De Veas Marquez, J.L. Lopez-Sendon (Madrid, ES)
- ECG in patients with sudden cardiac death: friend or foe?** P566
M. Vidal-Burdeus, J. Sans-Rosello, A. Duran-Cambra, M. Vila-Perales, S. Montero, A. Sionis, E. Fernandez-Peregrina, J. Fernandez-Martinez, V. Garcia-Hernando, A. Maestro-Benedicto, J. Pamies-Besora, C. Moliner-Abos (Barcelona, ES)
- Application of mild therapeutic hypothermia in patients admitted due to acute myocardial infarction complicated by cardiac arrest.** P567
A. Swiatkowski, B. Sredniawa, P. Francuz, J. Klys, J. Kowalczyk, Z. Kalarus (Zabrze, PL)
- 5 years of targeted temperature management after cardiac arrest in a middle income european union country epidemiological data and treatment results.** P568
A. Fojt, R. Kowalik, M. Walczewski, L. Koltowski, M. Peller, B. Sredniawa, J. Stepinska, E. Kremis, A. Swiatkowski, M. Czajkowska, W. Puchalski, R. Ryczek, B. Zawislak, G. Opolski (Warsaw, Zabrze, Olsztyn, Gdansk and Krakow, PL)
- Acute kidney injury and renal replacement therapy after resuscitated out-of-hospital cardiac arrest and impact on prognosis in patients treated with mild therapeutic hypothermia.** P569
R. Schneider, Z. Bal, C. Unger, F. Schindler, S. Achenbach (Erlangen, DE)

Acute Cardiac Care - Clinical Cases

- A rash decision the hazards of the wrongful use of adrenaline.** P570
M. Coutinho Cruz, R. Sa-Carvalho, P. Modas-Daniel, L. Ferreira, R. Cruz-Ferreira (Lisbon, PT)
- A rare case of esophageal rupture leading to pneumomediastinum and hydro-pneumothorax, mimicking an acute coronary syndrome.** P571
I. M. Chitu, N. Rat, D.E. Opincariu, S.Z. Korodi, R. Hodas, I.S. Benedek, T. Benedek (Tirgu Mures, RO)
- A rare presentation of hypertensive emergency, case report.** P572
M. Ahmed, A. Al-Moayad, A. Al-Shaer, W. Abdelrahman, M. Abdelnaby, A. Almaghraby, Z. Almubarak, K. Ziada (Cairo and Alexandria, EG; Dhahran and Dammam, SA)
- Myocardial rupture and systemic lupus murphy law applied to reality.** P573
A. Neto, D. Seabra, L. Marques, I. Oliveira, L. Costa, G. Vasconcelos, C. Couto, R. Pontes Dos Santos, E. Lafuente, P. Pinho, A. Andrade, P. Pinto (Penafiel and Porto, PT)
- Acute pulmonary embolism and cardiogenic shock treated with percutaneous mechanical thrombectomy: a case report.** P574
S. Colangelo, C. Comelli, F. Colombo, P. Noussan (Turin, IT)
- A case of clinically suspected acute myocarditis associated with influenza b and managed with va-ecmo and high dose steroids.** P575
R. Totaro, R. Camporotondo, V. Crescio, C. Raineri, L. Scelsi, G. Tavazzi, G. Iotti, E. Arbustini, A. Di Matteo, F. Baldanti, G. De Ferrari (Pavia, IT)
- Secuencial veno-arterial and veno-venous extracorporeal membrane oxygenation (ECMO) in a patient with STEMI due to left main occlusion complicated with single lung nosocomial pneumonia.** P576
C. Minguito Carazo, T. Benito-Gonzalez, S. Del Castillo Garcia, M. Rodriguez Santamarta, L. Castillo Pardo, G.M. Flores Vergara, M.G. Ascencio Lemus, S. Prieto Gonzalez, C. Palacios Echavarren, E. Tundidor Sanz, L. Alvarez Roy, C. Lezcano Pertejo, J.C. Echarte Morales, P. Menendez Suarez, F. Fernandez Vazquez (Leon, ES)
- Venoarterial ecmo as a bridge to medical therapy in patients with chronic heart failure presenting with cardiogenic shock: an alternative to palliative care when lvad or transplant are not possible.** P577
C. L. Alviar Restrepo, C. Aguilar, A. Figueredo, M. Rodriguez Gonzalez, C. Pizarro, E. Echeverria, L. Salazar (New York, US; Bucaramanga, CO)
- Perioperative advanced heart failure and the role of mechanical circulatory support devices in a patient with non-ST elevation myocardial infarction.** P578
D.O. Geavlete, L. Antohi, R. Radu, M. Robu, L. Valeanu, V. Iliescu, S. Bubenek-Turconi, O. Chioncel (Bucharest, RO)
- Compression until revascularization.** P579
B. Faria, M. Fernandes, C. Vilaca, R. Moreira, C. Braga, L. Lencastre, P. Von Hafe, A. Lourenco (Guimaraes and Braga, PT)
- Use of cerebral oximetry in the early detection of cerebral hypoperfusion in a post-cardiac arrest patient during targeted temperature management.** P580
S. Ng, Y.W. Chia (Singapore, SG)
- Not all cardiogenic shocks are created equal: the particular case of obstructive hypertrophic cardiomyopathy.** P581
M. Tropa, M. Fontes-Oliveira, R. Baggen-Santos, R. Costa, J. Costelha, C. Gomes, V. Dias, S. Torres (Porto and Viana do Castelo, PT)
- Reversal of anticoagulation with dabigatran in a spontaneous haemopericardium using the new antidote idarucizumab.** P582
F. Cannata, M. Pellegrino, C. Lodigiani, D. Pini, E. Corrada, B. Reimers (Rozzano, IT)
- Bradyarrhythmia and cardiogenic shock after cardioversion.** P583
A. Arregui Lopez, A. Elorriaga Madariaga, I. Bravo Martinez, G. Aurrekoetxea Bajeneta, C. Asla Ormaza, P. Mendoza Cuartero, E. Zamarreno Golvano, H. Arrizabalaga Arostegi, M. Rodriguez Martinez, M. Codina Prat, A. Andres Morist, R. Saez Moreno (Bilbao, ES)
- Cardiogenic shock due to late mitral prosthetic disc blockage by a paravalvular leak closure device, successfully retrieved with a percutaneous approach.** P584
R. Bottino, A. Escudero-Diaz, T. Romero-Delgado, G. Tirado, L. Nombela, F.J. Noriega, C. Ferrera, A. De Agustin, P. Mahia, A. Fernandez-Ortiz, A. Viana-Tejedor (Napol, IT; Madrid, ES)
- A challenging case of ECMO in a patient with cardiogenic shock due to left circumflex artery vasospasm-induced dissection and thrombosis on a background of a previously unknown dilated cardiomyopathy.** P585
A. Somaschini, M. Morosin, F. Caetano, R. Trimlett, S. Uddin, S. Price (London, GB)

Pericardial Disease Clinical Cases

- Pericardial Disease Poster Discussant – 12:45 - 13:45.** P586
E. Swahn (Linkoping, SE)
- A rare cause of pericarditis complicated by tamponade.** P587
O. Dzhioeva, D. Orlov, E. Resnik, V. Lyalina (Moscow, RU)
- Cardiac tamponade as the first presentation of a lung cancer.** P588
I. Almeida, D. Mesquita, H. Miranda, H. Santos, J. Chin, L. Almeida, C. Sousa, S. Almeida, L. Santos, J. Tavares (Lisboa, PT)
- Streptococcus pneumoniae toxic shock syndrome presented as acute purulent pericarditis.** P589
M. Stratiniaki, E. Bousoula, E. Fountas, M. Zymatoura, J. Malakos, V. Voudris, E. Sbarouni (Athens, GR)
- Ecmo associated pericardial effusion and cardiac tamponade. selective use of pericardial window and drainage without surgery in shocked patients.** P590
G.C. Giraldo-Gonzalez, D.F. Bautista, C.E. Vesga, M. Velasquez, M.C. Giraldo, I. Quintero, F. Canas (Cali, CO)

- A rare, fatal case of burkholdellia pseudomallei infection presenting as purulent pericarditis and cardiac tamponade.** P591
R.E.F. Bin Raja Shariff, R. Najme Khir, K.S. Ibrahim, A.B. Md Razi, H. Aiza, L. Chiao Wen, N. Chua, S. Kasim (Selangor, MY)
- Group b streptococcus related lower limb necrotizing fasciitis complicated by purulent pericarditis and cardiac tamponade.** P592
R.E.F. Bin Raja Shariff, R. Najme Khir, R. Najme Khir, K.S. Ibrahim, K.S. Ibrahim, A.B. Md Razi, A.B. Md Razi, H. Aiza, H. Aiza, L. Chiao Wen, L. Chiao Wen, N. Chua, N. Chua, S. Kasim, S. Kasim (Selangor, MY)
- Cardiac tamponade as the clinical presentation of Clarksons disease.** P593
A. Maca, M. Karantajers, J. Mednieks, L. Caunite, I. Zakke, A. Erglis (Riga, LV)
- An unusual cause of acute pericarditis.** P594
G. Aurrekoetxea Bajeneta, I. Bravo Martinez, P.M. Mendoza Cuartero, C. Asla Ormaza, M. Castellanos Alcalde, V. Escolar Perez, D. Cordero Pereda, A. Andres Morist, A. Arregui Lopez, A. Elorriaga Madariaga, R. Saez Moreno (Bilbao, ES)
- An unusual case of syncope.** P595
R. Natividad Andres, D. Rodrigo Carbonero, U. Estandia Ibaibarriaga, J.C. Cembellin Ramos, P. Perez Garcia, C. Goena Vives, C. Gomez Ramirez, J. Andres Novales, A. Ibarra Gutierrez, A. Alonso Del Olmo, J.L. Francisco Matias, V. Montero Gato, J.F. Larrea Egurbide, A. Acin Labarta, M.E. Natividad Andres (Baracaldo and Mendaro, ES)
- Cardiac tamponade in patient with Dressler syndrome: a very rare case with dilemmatic management.** P596
D. Arara, M. Fadil, Y.R. Ilhami, M. Syafri, M. Syukri (Padang, ID)
- A case of amebic pericarditis precluding prompt diagnosis.** P597
A.S. Saito, T.A. Asano, A.M. Mizuno, N.K. Komiyama (Tokyo, JP)

Pulmonary Circulation, Pulmonary Embolism, Right Heart Failure

- Pulmonary Circulation, Pulmonary Embolism, Right Heart Failure Poster Discussant – 12:45 - 13:45.** P598
G. Van den Berghe (Leuven, BE)
- An unusual complication after thrombolytic treatment of acute pulmonary embolism.** P599
M.M. Martin Cabeza, P. Jorge Perez, M.J. Garcia Gonzalez, M. Di Silvestre, N. Baez Ferrer, V.M. Amarnani Amarnani, J. Miranda Bacallado, C. Mendez Vargas, J.J. Ferrer Hita, E. Siverio Lorenzo, F. Bosa Ojeda (La Laguna, ES)
- Ultrasound-assisted catheter-directed thrombolysis of acute pulmonary embolism: therapeutic alternative to systemic thrombolysis by high bleeding risk.** P600
S. Manoleasa, M. Grett, J.P. Roeing, G. Winnekedonk, V. Gessner, K. Grunewald, H.-J. Trappe (Herne, DE)
- Pulmonary embolism, free-floating thrombus and thrombocytopenia.** P601
E.M.I.L.I.A. Babes, V.L.A.D. Babes (Oradea, RO)
- Risk predictors of in-hospital mortality in patients with pulmonary embolism.** P602
I. Mullova, N. Cherepanova, D. Duplyakov, T. Pavlova, S. Khokhlunov (Samara, RU)
- Acute inferior ST-elevation myocardial infarction, cerebral ischemic stroke and pulmonary embolism in a patient with thrombophilia.** P603
E.V. Reznik, E.S. Shcherbakova, E.M. Dzhobava, S.V. Borisovskaya, T.M. Padzheva, S.V. Lepkov, I.G. Nikitin (Moscow, RU)
- Prevention of infective endocarditis, should developing country have concern with the guidelines?** P604
A. J. Kinsara, M. Kholeif, A. Alzahrani, A. Al Shukairi, A. Mufti (Jeddah, SA)
- Treatment of a pulmonary embolism with low dose of tissue plasminogen activator.** P605
S. Cirkovic, Z. Delic, D. Glamocanin (Pozarevac and Vrbas, RS)
- Acute pulmonary thromboembolism and Racio PaO2 / Troponin, can we stratify right ventricular ischemia through respiratory failure?** P606
L. Malvar Goncalves, I. Pires, J. G. Pereira, H. Antunes, J. M. Santos, D.A.V.I.D.E. Moreira, I. Almeida, B. Rodrigues, C.O.S.T.A. Cabral (Viseu and Covilha, PT)
- Pulmonary embolism often just the tip of the iceberg: a complex case of multilevel thrombosis in a morbidly obese patient.** P607
S. Manoleasa, J.P. Roeing, M. Grett, G. Winnekedonk, G. Kciku, S.M. Fessaras, H.J. Trappe (Herne, DE)

Interventional Cardiology Clinical Cases

- Interventional Cardiology Poster Discussant – 12:45 - 13:45.** P608
S. Leonardi (Pavia, IT)
- How old is too old: a case of successful primary percutaneous coronary intervention for a STEMI in a centenarian.** P609
M. Falconi, V.K. Le, A. Bagherli (Thunder Bay, CA)
- Coronary intervention in a post coronary artery bypass graft patient via the anatomic snuffbox.** P610
F.L. Chio Jr, K.A. Chan (Cebu, PH)
- Right ventricular failure following left ventricular assist device implantation, a clinical case and review.** P611
R. Jara Rubio, C. Albacete, D. Bixquert, S. Canovas, I. Garrido, H. Vargas, L. Conesa, F. Pastor (Murcia, ES)
- Rescue transcatheter closure of ventricular septal rupture after failed surgical repair.** P612
D. Cocco, A. Rossi, F. Sanna, G. Lixi, G. Del Prete, G.S. Fele, M. Manconi, A. Marini, R. Tumbarello, G. Matta, A. Boi, B. Loi (Cagliari, IT)

Sunday 3 March

Poster sessions

- Alert trauma screening in patient after traffic accident.** P613
V. Raeva, I. Petrov, N. Zlatareva-Gronkova, Z. Stankov, M. Klissurski (Sofia, BG)
- Emergent surgical correction of interventricular rupture following acute myocardial infarction.** P614
J. P. Monteiro, S. Simoes Costa, D. Martins, R. Ferraz, R. Pereira, L. Vouga (Vila Nova de Gaia, PT)
- Unusual cardiac manifestation of systemic lupus erythematosus.** P615
M. Gegenava, T.W.J. Huizinga (Leiden, NL)
- Diagnosis and management of acute pulmonary embolism with shock.** P616
A. Sadaba Cipriain, C.T.G. Tiraplegui (Pamplona, ES)
- Off label treatment of coronary fystulas- a sucessfull case.** P617
J. J. C. Monteiro, H. Ribeiro, P. Sousa, L. Seca, M. Moz, J.P. Guimaraes, F. Goncalves, S. Borges, J.I. Moreira (Vila Real, PT)
- A rare complication in aortic valve replacement with unusual resolution.** P618
D. Seabra, L. Marques, A. Neto, J. Azevedo, J. C. Silva, C. Sousa, P. Almeida, R. Sousa, M.J. Maciel, P. Pinto (Penafiel and Porto, PT)
- Successful impella CP device use for high-risk left main PCI in a patient with acute myocardial infarction and severe aortic regurgitation.** P619
M. Briani, F. Cannata, G. Ferrante, E. Corrada, B. Reimers (Milan, IT)
- Giant left main coronary artery aneurysm in a 39-year-old patient.** P620
I. Noval Morillas, T. Bretones Del Pino, A. Gutierrez Barrios, A. Chauca Tapia, G. Calle Perez, R. Vazquez Garcia (Cadiz, ES)
- Percutaneous thrombectomy: a choice in high risk pulmonary embolism.** P621
I. Bravo Martinez, A. Elorriaga, A. Arregui, G. Aurrekoetxea, P. Mendoza, C. Asla, Z. Galvan, L. Andraka, A. Rubio, A. Andres, R. Saez (Bilbao, ES)
- Imaging Clinical Cases**
- Imaging Poster Discussant – 12:45 - 13:45.** P622
F. J. Chacon-Lozsan (Budapest, HU); To be announced
- A challenging case of intracardiac mass: thrombus or what else?** P623
L.M. Biava, E. Petitti, P. Sbarra, P. Zanini, S.M. Brach Prever, M. Anselmino, A.V. Andria, A. Rubino, C. Calcagnile, A. Bellone, P. Noussan (Turin, IT)
- A rare case of abnormal formation of mitral valve : tumor or not?** P624
J. Vymetalova, T. Gazdic, T. Marek, J. Maly, I. Netuka (Prague, CZ)
- Right atrial dissection: a rare and silent complication after a tricuspid annuloplasty.** P625
R. Ventura Gomes, J. Pais, I. Cruz, A.R. Almeida, I. Joao, H. Pereira (Vila Franca de Xira, Evora and Almada, PT)
- 3D-printing of the heart based on cardiac CT for diagnosing a rare form of postinfarction ventricular septal rupture mimicking biventricular free wall rupture.** P626
M. Morariu, D. Cernica, S. Korodi, D. Opincariu, I. Benedek, T. Benedek (Tirgu Mures, RO)
- Extensive myocardic calcinosis: a rare finding.** P627
A.A. Rojas Sanchez, P. Guardia Martinez, I. Navarrete Espinosa, A.L. Aviles Toscano, D. Prieto Toro, J. Rodriguez Silva, D. Gaitan Roman, M. De Mora Martin (Malaga, ES)
- Acute severe mitral regurgitation presenting as acute coronary syndrome: a case report.** P628
M. Pellegrino, M. Chiarito, F. Cannata (Rozzano, IT)
- Takotsubo cardiomyopathy when clinical meets the image.** P629
A. Briosa, A.R. Pereira, A. Marques, D. Sebaiti, S. Alegria, A.C. Gomes, I. Cruz, R. Miranda, H. Pereira (Lisbon, PT)
- A case of missed persistent pulmonary valve endocarditis following lengthy antibiotic treatment.** P630
M. Falconi, V.K. Le, A. Rohani (Thunder Bay, CA)
- An unusual mass in the ascending aorta.** P631
F. M. Fonseca Goncalves, J.P. Guimaraes, S.C. Borges, J.J. Monteiro, P.S. Mateus, J.I. Moreira (Vila Real, PT)
- A giant left atrium myxoma the "sunday draft time bomb".** P632
C. Picariello, M. Rinuncini, L. Marcantoni, L. Conte, S. Giatti, D. Lanza, M. Zuin, R. Panzavolta, G. Petrilli, G. Faggian, L. Roncon (Rovigo and Verona, IT)
- Coronary embolism through uncharted terrain.** P633
J. A. Requena Ibanez, A. Jurado Roman, P. Perez Diaz, R. Frias Garcia, J. Abellan Huerta, J. Martinez Del Rio, A. Moron Alguacil, R. Maseda Uriza, M.T. Lopez Lluva, M. Negreira Caamano, M. Munoz Garcia, J.M. Arizon Munoz, A. Moreno Reig, M.A. Montero Gaspar, F. Lozano Ruiz-Poveda (Ciudad Real, ES)
- Transient ischemic attack due to left ventricular gigant thrombus. The role of multidisciplinary assessment.** P634
J. A. Requena Ibanez, A. Jurado Roman, P. Perez Diaz, R. Frias Garcia, J. Martinez Del Rio, A. Moron Alguacil, R. Maseda Uriza, J. Abellan Huerta, M.A. Negreira Camaano, A. Moreno Reig, M.A. Montero Gaspar, D. Salas Bravo, M. Rayo Gutierrez, F. Lozano Ruiz-Poveda, M. Munoz Garcia (Ciudad Real, ES)
- Tricuspid endocarditis related to ventricular septal defect: a case report and revue of literature.** P635
J. Raoui, K.O.N.E. Gueladio, E.L.I. Kachi Ugoani Elisabeth (Rabat, MA)

Pharmacology and Pharmacotherapy, Cardiovascular Nursing- Poster Discussant – 12:45 - 13:45.

P636

Cardiovascular Pharmacotherapy

Comparing the efficacy of tranexamic acid to aprotinin in open heart surgery: A systematic review and meta-analysis. P637
S. Salahia, M. Fouda, A. Khaled, H. Mahmoud, S. Alazzeah, O. Safi, A. El-Sabbagh, T. Sallam (Cairo and Mansoura, EG)

Predictors of adverse events occurrence in patients under vitamin K antagonists. P638
A. Marques, D. Caldeira, S. Alegria, A.R. Pereira, A.C. Gomes, I. Joao, H. Pereira (Almada and Lisbon, PT)

Switching from vitamin k antagonists to novel oral anticoagulants: predictors and outcomes. P639
A. Marques, D. Caldeira, S. Alegria, A.R. Pereira, A.C. Gomes, D. Sebaiti, I. Cruz, I. Joao, H. Pereira (Almada and Lisbon, PT)

A delicate balance. P640
M. Coutinho Cruz, P. Silva-Cunha, R. Ilhao-Moreira, A. Goncalves, T. Mendonca, T. Branco-Mano, J. Reis, R. Cruz-Ferreira (Lisbon, PT)

Non-valvular atrial fibrillation (AF) and coronary artery disease with percutaneous revascularisation: safety of triple therapy with dabigatran. P641
M. Cano-Garcia, J.A. Cano Nieto, J.L. Delgado Prieto, J.M. Perez Ruiz, M. De Mora Martin, C.A. Urbano Carrillo (Malaga, ES)

Long-term mortality in TakoTsubo patients treated with different antiaggregation therapy. P642
E. Plackova, V. Weihs, A. Abd El-Razek, A. Geppert, M. Nuernberg, E. Wesely, P. Smetana, T. Weiss, K. Huber (Vienna, AT)

Sustained safe and effective anticoagulation using Edoxaban via percutaneous endoscopic gastrostomy in a patient with advanced amyotrophic lateral sclerosis and acute heart failure. P643
D. D'amario, M. Galli, F. Andreotti, I. Porto, R. Vergallo, M. Sabatelli, R. De Cristofaro, F. Crea (Rome and Genoa, IT)

Acute Nursing Care

Comparison of two protocols for deflation of TR band following coronary procedures via the radial route. P644
H. Al-Riyami, A. Al-Riyami, S.K. Nadar (Muscat, OM)

Arrhythmias, Syncope and Bradycardia and Ventricular Arrhythmias and Sudden Cardiac Death (SCD)

Arrhythmias, Syncope and Bradycardia and Ventricular Arrhythmias and Sudden Cardiac Death (SCD) P645
Poster Discussant – 12:45 - 13:45.

B. Gorenek (Eskisehir, TR); G. M. De Ferrari (Pavia, IT)

Coronary vasospasm and sudden death: what is the relationship? P646
H. Miranda, H. Santos, I. Almeida, A. Candido, D. Mesquita, C. Sousa, L. Santos, J. Tavares (Barreiro, PT)

Clinical profile of patients hospitalised for paroxysmal atrial fibrillation. P647
L.C. Boghez, V. Enache, A.C. Nechita, M. Vasile, I. Badulescu, S.C. Stamate (Bucharest, RO)

Intra-hospital cardiac defibrillation: Evaluation of the theoretical knowledge of the medical and paramedical staff for a better practical realization. P648
A. Ech-Chenbouli, O. Benlmaalem, A. Eladaoui, G. Benouna, R. Habbal (Casablanca, MA)

Temporary pacemaker implanted into left ventricle via subclavian artery by mistake, nightmare for emergent bed side. P649
S. Komnenovic, I. Subotic, V. Jovanovic, J. Kostic (Belgrade, RS)

Utility of different risk scores in the prognosis of patients consulting emergencies department by syncope. P650
G. Mora, A. Olaya (Bogota, CO)

Aetiology, risk factors and therapeutic strategies of ventricular arrhythmias in the young. P651
R. Tomoaia, R.S. Beyer, P. Gocan, A. Musca, L. Muresan (Cluj-Napoca, RO; Mulhouse, FR)

LQTS-2 mistakenly diagnosed as childhood epilepsy. P652
J. Puerma Jimenez, M.R. Diaz Contreras, M. Redondo Orts, J.M. Perez Vilares (Granada, ES)

Sustained ventricular fibrillation in an alert patient with implanted left ventricular assist device. P653
L. Marchwinski, B. Pankiewicz, K. Szczurek-Katanski (Chorzow, PL)

A new inherited form of hypertrophic cardiomyopathy with specific ECG changes and sudden cardiac death. P654
H. Von Korn, C. Basso, K. Pilichou, V. Stefan, H. Killat, R. Schimpf, T. Gori, T. Muenzel (Neustadt, Hassloch, Neustadt an der Weinstrasse and Mainz, DE; Padua, IT)

Patients with implantable cardioverter defibrillators because of ischemic ventricular dysfunction: analysis of arrhythmic storm. P655
J. Rodriguez-Silva, A.M. Gonzalez-Gonzalez, A.M. Garcia-Bellon, M.A. Ramirez-Marrero, M. De Mora-Martin (Malaga, ES)

Electrical storm after percutaneous coronary intervention: an unusual suspect. P656
J.M. Ribeiro, L. Puga, J. Lopes, J.P. Sousa, A. Siserman, D. Campos, C. Saleiro, C. Lourenco, R. Teixeira, L. Goncalves (Coimbra, PT)

Sunday 3 March

Poster sessions

Differences in long-term clinical outcomes in acute coronary syndrome-related and non-related out-of-hospital cardiac arrest survivors due to shockable rhythms. P657

J. Caro Codon, L. Rodriguez Sotelo, J.R. Rey Blas, E. Lopez De Sa, O. Gonzalez Fernandez, S. Rosillo Rodriguez, E. Armada Romero, A. Iniesta Manjavacas, J. Ruiz Cantador, P. Martinez Losas, B. Casas Sanchez, J.M. Garcia De Veas Marquez, L. Martinez Martin, J.L. Lopez-Sendon (Madrid, ES)

Clinical profile of a cohort of patients presenting sustained ventricular arrhythmias shortly after sacubitril/valsartan initiation. P658

L. Vicent Alaminos, F. Mendez-Z, X. Vinolas, C. Alonso-Martin, S. Mirabet, J. Pamies, O. Alcalde-R, M. Juarez-Fernandez, I. Martin, J. Garcia-Carreno, V. Bruna, C. Devesa, I. Sousa-Casasnovas, F. Fernandez-Aviles, M. Martinez-Selles (Madrid and Barcelona, ES)

Implantable defibrillator device in survivors of out-of-hospital cardiac arrest without acute coronary syndrome: is it always necessary? P659

A. Valledor-Fernandez, P.L. Cepas Guillen, C. Del Castillo, M. Pujol-Lopez, T. Lopez-Sobrino, J.T. Ortiz, X. Bosch, R. Andrea (Barcelona, ES; Santiago, CL)

Torsades de pointes following qt prolongation complicating an ischemic stroke. P660

M.C. Chiarito, F.C. Cannata, V.D. Donghi, C.P. Panico, V.L. Lavanco, A.R. Reggi, E.C. Corrada (Milan, IT)

Death by omeprazole. P661

I. Rilo Miranda, J.R. Beramendi Calero, R. Saez Villaverde, L. Quintas Ovejero, C. Goena Vives, A. Rengel Jimenez, I. Solla Ruiz, X. Arana Achaga, I. Villanueva Benito, S. Bianco, F. De La Cuesta Arzamendi (San Sebastian and Mendaro, ES)

Monday 4 March



NEW



ESC 365



> Browse the most up-to-date scientific programme in the Acute CVD Mobile App

> Missed a session? Consult videos, slides sets and abstracts on the NEW ESC 365
www.escardio.org/365

> Tweet about your favourite sessions
#ACUTECD19

Monday 4 March

Morning sessions

09:00 - 10:00 SYMPOSIUM Auditorium 2

Out of hospital cardiac arrest: State of the Art in 2019

Chairpersons: B. Gorenek (Eskisehir, TR); T. Quinn (London, GB)

A complete update on the recommended handling of the OHCA patient.

- 09:00 > Optimal prehospital set-up for the out of hospital cardiac arrest patient. 662
L. Lamhaut (Paris, FR)
- 09:15 > Criteria to terminate resuscitation in refractory cardiac arrest. 663
I. Ahrens (Cologne, DE)
- 09:30 > Role of Epinephrine in out of hospital cardiac arrest: implications of PARAMEDIC 2. 664
G. Perkins (Coventry, GB)
- 09:45 > In-hospital treatment of the comatose out of hospital cardiac arrest patient. 665
C. Hassager (Copenhagen, DK)

09:00 - 10:00 CASE-BASED SYMPOSIUM Conference Room 1.1+2+3

Mechanical complications of myocardial infarction

Chairpersons: H. Bueno (Madrid, ES); A. Jeppsson (Gothenburg, SE)

This is a multidisciplinary session focused on the rapid diagnosis and principle of pharmacological, mechanical (IABP), and surgical treatment of mechanical complications of myocardial infarction.

- 09:00 > Case 1: Rapid hypotension after a large anterior myocardial infarction. 666
F. J. Chacon-Lozsan (Budapest, HU)
- 09:20 > Case 2: Sudden dyspnea 1 week after a non-reperfused myocardial infarction. 667
J. Baneras Rius (Terrassa, ES)
- 09:40 > State of the Art lecture: Diagnosis and management of mechanical complications of Acute myocardial infarction in 2019. 668
C.J.M. Vrints (Edegem, BE)

Mobile App voting session

09:00 - 10:00 MEET THE EXPERTS Conference Room 1.4+5+6

Optimal primary PCI: strategies and patient selection

Chairpersons: K. Huber (Vienna, AT); A. Mischie (Montlucon, FR)

The therapeutic strategies are still in discussion, partially no more recommended in the guidelines, but important for certain patient subgroups.

- 09:00 > Optimal primary PCI: strategies and patient selection - Panel. 669
U. Zeymer (Ludwigshafen, DE); M. Gierlotka (Opole, PL); H. Thiele (Leipzig, DE)
- 09:00 > Introduction to the session. 670
K. Huber (Vienna, AT)
- 09:05 > Case 1: Staged PCI in multivessel disease. 671
M. Noc (Ljubljana, SI)
- 09:20 > Case 2: Thrombus aspiration. 672
P.M. Clemmensen (Hamburg, DE)
- 09:35 > Case 3: Cangrelor. 673
S. Leonardi (Pavia, IT)
- 09:50 > Optimal primary PCI: strategies and patient selection - Take home message. 674
A. Mischie (Montlucon, FR)

09:00 - 10:00 SPECIAL SESSION Conference Room 4

Preparatory session for the ACCA certification exam

Chairpersons: To be announced

To provide the audience with a description of Level I and Level II ACCA certification process. To familiarize the attendees with the format of ACCA exam for Level I certification.

09:00 - 10:30 **WORKSHOP** Workshop Room A

ACCA hands-on - ECMO

Chairpersons: S. W. Davies (London, GB); R. Trimlett (London, GB)

ECMO experts will take you through the revision of indications for mechanical circulatory support; Safe cannulation; Integrating fluoroscopy, TOE, vascular ultrasound at the bedside; Alternative MCS for different situations (Impella, Protek etc.); Concomitant coronary, pericardial, valve interventions.

09:00 - 10:30 **WORKSHOP** Workshop Room B

ACCA hands-on - Lung ultrasound

Chairpersons: H. Soliman Aboumarie (London, GB); G. Tavazzi (Pavia, IT)

10:00 - 11:00 **MODERATED POSTERS** Moderated Poster Area A

Moderated Poster 7: Acute Coronary Syndromes II

Chairpersons: B. Lindahl (Uppsala, SE); X. Rossello (Madrid, ES)

- | | | |
|---------|---|-----|
| 10:00 > | Left bundle branch block and acute coronary syndrome, old association in the new era.
<i>T. Seoane, I. Mendez-Santos, A. Izquierdo-Bajo, L.M. Madrona-Jimenez, M.J. Castro-Ropero, B. Lorenzo-Lopez, J. Carmona-Carmona, L. Ramos-Martin, M. Almendro-Delia, R. Hidalgo-Urbano, J.C. Garcia-Rubira (Seville, ES)</i> | 676 |
| 10:06 > | CXCL16 - a novel, independent predictor of cardiovascular death and morbidity in acute coronary syndromes. A substudy of the PLATO trial.
<i>T. Andersen, F. Kontny, L. Wallentin, A. Aakerblom, T. Ueland, P. Aukrust (Stavanger and Oslo, NO; Uppsala, SE)</i> | 677 |
| 10:12 > | Prehospital rule-out of AMI using the level-of-blank of high sensitivity cardiac troponin T.
<i>C. Stengaard, T. Kaier, J.T. Sorensen, M.B. Rasmussen, C.K. Pedersen, S.A. Ladefoged, C.J. Terkelsen, M. Marber, H.E. Botker, K. Thygesen (Aarhus, DK; London, GB)</i> | 678 |
| 10:18 > | A comparative analysis of novel biomarkers in sepsis and cardiovascular disease.
<i>P. Jirak, M. Lichtenauer, B. Wernly, V. Paar, I. Rohm, C. Jung, A. Yilmaz, U.C. Hoppe, P.C. Schulze, R. Pistulli, S. Nuding, D. Kretzschmar (Salzburg, AT; Jena, Dusseldorf, Schmalkalden and Halle, DE)</i> | 679 |
| 10:24 > | Rate of cardiovascular outcomes in patients with acute chest pain and an inconclusive exercise stress echocardiography test in the era of high sensitivity troponin.
<i>B. G. Leithold, P. Flores Blanco, G. Elvira Ruiz, A.I. Rodriguez Serrano, M. Gomez Molina, A. Lova Navarro, F. Arregui Montoya, F.M. Munoz Franco, C. Santiago Caro, A.A. Lopez Cuenca, D.J. Vazquez Andres, G. De La Morena Valenzuela, J.R. Gimeno Blanes, D.A. Pascual Figal, S. Manzano Fernandez (Murcia, ES)</i> | 680 |
| 10:30 > | Reducing balloon-to-door time, assessment of length of hospital stay after acute-coronary-syndrome, analysis from the ACSIS database.
<i>O. Tomer, M. Einhorn-Cohen, N. Shlomo, I. Goldenberg, R. Alcalai (Jerusalem and Tel Aviv, IL)</i> | 681 |
| 10:36 > | Time quality indicators for ST elevation myocardial infarction and relation to in hospital mortality: results from the Belgian STEMI database.
<i>J. Lysens De Oliveira E Silva, S. Gevaert, Y. Sluyts, P. Sinnaeve, S. Bosmans, P. Coussement, C. Beauloye, P. Dubois, H. De Raedt, P. Evrard, J.F. Argacha, S. Pourbaix, O. Van Caenegem, M. J. Claeys (Antwerp, Ghent, Leuven, Bruges, Charleroi, Aalst, Mont Godinne, Brussels and Liege, BE)</i> | 682 |
| 10:42 > | Mechanical complications in STEMI patients: Trends in prevalence, acute phase prognosis and one-year mortality after the onset of reperfusion network.
<i>C. Garcia-Garcia, O. De Diego, C. Labata, B. Ruiz, F.R. Rueda, T. Oliveras, J. Serra, M. Ferrer, N. El Ouaddi, E. Seder, M. Gonzalez, A. Bayes-Genis (Badalona (Barcelona), ES)</i> | 683 |
| 10:48 > | Structural and functional condition of coronary blood flow in patients with acute coronary syndromes and non-obstructive coronary artery disease.
<i>D.A. Vorobyeva, K.V. Zavadovsky, A.V. Mochula, O.V. Mochula, S.B. Fedorova, W.Y.U. Ussov, V.A. Markov, S.V. Demyanov, A.G. Syrkina, V.V. Ryabov (Tomsk, RU)</i> | 684 |
| 10:54 > | Nonobstructive acute coronary syndrome: different characteristics, different prognosis?
<i>A. Valentim Goncalves, S. Aguiar Rosa, A.T. Timoteo, L. Ferreira, R. Carvalho, I. Rodrigues, T. Mendonca, R. Ramos, T. Pereira-Da-Silva, L. Patricio, D. Cacela, A. Fiarresga, L. Bernardes, L. Sousa, R. Cruz Ferreira (Lisbon, PT)</i> | 685 |

Monday 4 March

Morning sessions

10:00 - 11:00

MODERATED POSTERS

Moderated Poster Area B

Moderated Poster 8: Arrhythmias

Chairpersons: **N. Kumar (Sasaram, IN); S. Savastano (Pavia, IT)**

- 10:00 > Chronic digoxin utilisation in patients with atrial fibrillation is associated with hospitalisation for de novo acute heart failure. 686
M. Beringuilho, D.C. Faria, J.B. Ferreira, J.B. Augusto, D. Roque, M.B. Santos, C. Morais (Amadora, PT)
- 10:06 > The effects of single nucleotide polymorphisms in Korean patients with early-onset lone atrial fibrillation after catheter ablation. 687
Y. M. Park, S. Y. Roh, D. I. Lee, J. Shim, J.-I. Choi, S. W. Park, Y.-H. Kim (Incheon, Seoul and Bucheon, KR)
- 10:12 > The significance of elevated baseline high sensitive troponin i in middle- aged patients with atrial fibrillation. 688
A. Borizanov-Petkova, E. Kinova, N. Spasova, D. Somleva, A. Goudev (Sofia, BG)
- 10:18 > Left atrium major axis measure as an early predictor of atrial fibrillation recurrence after electric cardioversion. 689
D. Candeias Faria, D. Roque, J. Ferreira, J. Augusto, M. Santos, F. Madeira, A. Freitas, C. Morais (Amadora, PT)
- 10:24 > Utilisation of proton pump inhibitors in patients with atrial fibrillation is associated with hospitalisation for de novo acute heart failure. 690
J. Ferreira, J. Augusto, M. Borges Dos Santos, D. Roque, D. Faria, H. Ferreira, M. Beringuilho, C. Morais (Amadora, PT)
- 10:30 > Feasibility, efficacy, and safety of percutaneous left atrial closure in patients with non-valvular atrial fibrillation who have a contraindication to oral anticoagulation: a retrospective study cohort. 691
N. Kanyep, J.M. Julliard (Paris, FR)
- 10:36 > Impact of rhythm- vs. rate-control strategy for atrial fibrillation at the emergency department. 692
R. Rubini-Costa, A. Quesada-Dorador, B. Bochard-Villanueva, R. Rubini-Puig, J. Jimenez-Bello, L. Lopez-Valero, J. Pablo-Cardenas, V. Palanca-Gil, C. Tunon-Fequant, V. Del-Moral-Ronda, E. Reig-Montaner, D. Gomis-Coloma, J.M. Sanchez-Moreno, A. Arriaga-Jimenez, L. Tercedor (Granada and Valencia, ES)
- 10:42 > Predictive variables of persistence and recurrence in drug-induced atrioventricular block: a multicenter study. 693
R. Rubini-Costa, R. Rivera-Lopez, L. Jordan-Martinez, F. Bermudez-Jimenez, A. Barrera-Cordero, J. Jimenez-Jaimez, F.J. Alzueta-Rodriguez, D. Segura-Rodriguez, L. Gonzalez-Camacho, L. Pertejo-Manzano, R. Rivera-Fernandez, M. Jimenez-Navarro, M. Alvarez-Lopez, L. Tercedor- Sanchez (Granada, Malaga and Jaen, ES)
- 10:48 > Preliminary results of percutaneous left stellate ganglion block in patients with electrical storm. 694
S. Savastano, E. Baldi, V. Dusi, A. Sanzo, R. Camporotondo, R. Rordorf, A. Vicentini, B. Petracchi, L. Oltrona Visconti, G. M. De Ferrari (Pavia, IT)
- 10:54 > Arrhythmic storm: evaluation of the clinical factors associated with its appearance. 695
M.A. Ramirez-Marrero, A.M. Gonzalez, A.M. Garcia-Bellon, M. De Mora-Martin (Malaga, ES)

11:00 - 12:30

GUIDELINES IN DAILY PRACTICE

Auditorium 2

Myocardial revascularisation guidelines tested by reality

Chairpersons: **S. D. Kristensen (Aarhus N, DK); D. Dudek (Krakow, PL)**

To translate the new guidelines on myocardial revascularisation into the practise of acute cardiac care. To challenge the new guidelines from real-life cases. To understand the rationale of the changes that were implemented in the new guidelines.

- 11:00 > Case 1: Myocardial revascularisation in patients with ACS and complex coronary anatomy: role of the heart team. 696
J. Poess (Luebeck, DE)
- 11:15 > Myocardial revascularisation in patients with ACS and complex coronary anatomy: role of the heart team.- What do the Guidelines say. 697
M. Claeys (Edegem /Antwerpen, BE)
- 11:30 > Myocardial revascularisation in patients with ACS and complex coronary anatomy: role of the heart team.- How to implement Guidelines. 698
F. J. Neumann (Bad Krozingen, DE); S. Leonardi (Pavia, IT)
- 11:40 > Myocardial revascularisation in patients with ACS and complex coronary anatomy: role of the heart team - Conclusion and take home message. 699
To be announced
- 11:45 > Case 2: Myocardial revascularisation in patients with cardiogenic shock. 700
M. Frydland (Copenhagen E, DK)
- 12:00 > Myocardial revascularisation in patients with cardiogenic shock.- What do the Guidelines say. 701
H. Thiele (Leipzig, DE)
- 12:15 > How to implement myocardial revascularisation Guidelines in the acute setting. 702
F. J. Neumann (Bad Krozingen, DE); S. Leonardi (Pavia, IT)
- 12:25 > Myocardial revascularisation in patients with cardiogenic shock - Conclusion and take home message. 703
S. D. Kristensen (Aarhus N, DK)

11:00 - 12:30 DEBATE SESSION Conference Room 1.1+2+3

Dual or triple antithrombotic therapy?

Chairpersons: P.M. Clemmensen (Hamburg, DE); R. F. Storey (Sheffield, GB)

11:00 >	Positioning of the topic - DAT for all ACS patients with atrial fibrillation receiving coronary stents. <i>K. Huber (Vienna, AT)</i>	704
11:20 >	Dual therapy for all ACS patients with atrial fibrillation receiving coronary stents - PRO. <i>A. Sambola Ayala (Barcelona, ES)</i>	705
11:35 >	Dual therapy for all ACS patients with atrial fibrillation receiving coronary stents - CONTRA. <i>A. Rubboli (Bologna, IT)</i>	706
11:50 >	Dual therapy for all ACS patients with atrial fibrillation receiving coronary stents - Rebuttal. <i>A. Rubboli (Bologna, IT); A. Sambola Ayala (Barcelona, ES)</i>	707
12:00 >	Dual therapy for all ACS patients with atrial fibrillation receiving coronary stents - Moderated discussion. <i>K. Huber (Vienna, AT)</i>	708
12:15 >	Dual therapy for all ACS patients with atrial fibrillation receiving coronary stents - Conclusion. <i>P.M. Clemmensen (Hamburg, DE)</i>	709

11:00 - 12:30 SYMPOSIUM Conference Room 1.4+5+6

Distinctive features of acute coronary syndromes in women

Chairpersons: K. Newby (Durham, US); C. Vrints (Edegem, BE)

The session will review the distinctive features in terms of clinical presentation, pathophysiology, diagnostic and therapeutic management of acute coronary syndromes in women. In addition spontaneous coronary dissection, MINOCA and microvascular dysfunction will be discussed as their prevalence is high in women and as these conditions constitute major challenges both in the diagnosis and management of acute coronary syndromes in women.

11:00 >	Distinguishing features of acute myocardial infarction in women. <i>J. A. Barrabes (Barcelona, ES)</i>	710
11:22 >	Critical illness: are men and women the same? <i>S. Price (London, GB)</i>	711
11:45 >	Diagnosis and management of spontaneous coronary artery dissection in pregnancy. <i>D. Adlam (Loughborough, GB)</i>	712
12:07 >	Coronary microvascular dysfunction as a cause of recurrent chest pain in the emergency department. <i>F. Crea (Roma, IT)</i>	713

11:00 - 12:30 DEBATE SESSION Conference Room 4

Non-invasive or invasive mechanical ventilation in cardiogenic shock?

Chairpersons: F. Guarracino (Pisa, IT); S. Van Diepen (Alberta, CA)

Use of different ventilation strategies in CS and their influence on outcome.

11:00 >	Positioning of the topic: Respiratory failure in cardiogenic shock. <i>C. Hassager (Copenhagen, DK)</i>	714
11:20 >	Mechanical ventilation is better - PRO. <i>A. Sionis (Barcelona, ES)</i>	715
11:35 >	Noninvasive ventilation is better - CONTRA. <i>J. Masip (Barcelona, ES)</i>	716
11:50 >	Mechanical ventilation is better - Rebuttal. <i>A. Sionis (Barcelona, ES); J. Masip (Barcelona, ES)</i>	717
12:00 >	Non-invasive or invasive mechanical ventilation in cardiogenic shock? - Moderated discussion. <i>F. Guarracino (Pisa, IT)</i>	718
12:15 >	Non-invasive or invasive mechanical ventilation in cardiogenic shock? - Conclusion. <i>S. Van Diepen (Alberta, CA)</i>	719

Monday 4 March

Lunch sessions

12:45 - 13:45

★ SPECIAL SESSION

Conference Room 1.1+2+3

Highlights from Acute Cardiovascular Care 2019 & Closing Ceremony

Chairpersons: S. Price (London, GB); S. Leonardi (Pavia, IT)

12:45	Diagnosis and triage in Acute Cardiovascular care. <i>M. Lettino (Milano, IT)</i>	720
12:55	Interventional cardiology. <i>D. Dudek (Krakow, PL)</i>	721
13:05	Noncoronary challenges in acute cardiovascular care. <i>K. Huber (Vienna, AT)</i>	722
13:15	Cardiac arrest and cardiogenic shock. <i>C. Hassager (Copenhagen, DK)</i>	723
13:25	What did you learn ? <i>K.A. Krychtiuk (Vienna, AT)</i>	724
13:35	Invitation to Acute Cardiovascular Care 2020. <i>C. Hassager (Copenhagen, DK)</i>	725
13:40	Closing remarks from ACCA. <i>S. Price (London, GB)</i>	726

09:00 - 12:30 POSTER SESSION Poster Area

Poster Session 3

Acute Heart Failure

Acute Heart Failure - Poster Discussant – 10:00 - 11:00. P727
P. Jorge Perez (Tenerife, ES); O. Miro (Barcelona, ES)

Acute Heart Failure - Diagnostic Methods

NT-proBNP and global longitudinal strain in acute heart failure. P728
N. Spasova, E. Kinova, D. Somleva, B. Krastev, A. Borizanova, P. Kalaydjiev, S. Yakov, A. Goudev (Sofia, BG)

Cardiac energy metabolism in heart failure: the role of fatty acid transport proteins. P729
T. Kulikova, O. Stepanova, A. Voronova, M. Valikhov, V. Masenko, S. Tereshchenko, A. Samko, R. Akchurin (Moscow, RU)

NT-proBNP in acute decompensated heart failure - it is enough to be high to predict which patients stay alive. P730
C. Delcea, C.A. Buzea, A. Tocitu, A. Andrus, L.E. Stoichitoiu, M. Dobranici, A. Vijan, M. Ailenei, A. Moise, L. Niculescu, I. Hoge, G.A. Dan (Bucharest, RO)

Determinants of high sensitivity troponin T concentration in acute heart failure versus chronic heart failure. P731
A. Tocitu, C. Delcea, C.A. Buzea, M. Dobranici, A. Andrus, L.E. Stoichitoiu, A. Lefter, I. Hoge, L. Niculescu, G.A. Dan (Bucharest, RO)

Cystatin C prediction of acute kidney injury and all-cause mortality by ROC curve analysis in acute heart failure. P732
D. De Campos, C. Saleiro, J. Lopes, L. Puga, J. M. Ribeiro, A. Botelho, C. Lourenco, J. Sousa, A. Siserman, M. Costa, L. Goncalves (Coimbra, PT)

Acute Heart Failure: Non-pharmacological Treatment

Idarucizumab (praxbind) for dabigatran reversal in patients undergoing heart transplantation: retrospective cohort of 8 patients and a short review. P733
E. Kalmanovich, P. Battistella, A. Agullo, R. Demaria, P. Rouviere, B. Albat, P. Gaudard, P. Colson, M. Mourad, J.M. Frapier, F. Roubille (Montpellier, FR)

Acute heart failure: mechanical ventilation in the cardiac intensive care unit and mid-term outcome. P734
M. Garcia Del Rio, P. Ruiz Garcia, T. Seoane Garcia, F.J. Cortes Cortes, P. Villar Calle, D.F. Arroyo Monino, J. Carmona Carmona, M.J. Cristo Ropero, R. Hidalgo Urbano, J.C. Garcia Rubira (Seville, ES)

Acute Heart Failure - Clinical

Heart attack in young patient with prothrombin gene mutation. P735
P. Karadzova, A.I. Ivanova, E. Velcheva, V. Hristov, E. Hristoskova, I. Decheva, I. Vasilev, P. Petrov (Pleven, BG)

Non compaction of the left ventricle: about ten cases and review of the literature. P736
A. Jamel, A. Jaouadi, M. Abdallah, N. Ben Halima (kairouan, TN)

Acute Heart Failure - Clinical cases

No reflow reversal after LV unloading using Impella support. P737
G. Russo, F. Burzotta, C. Trani (Rome, IT)

Impella: unload LV and wean VA-ECMO faster. P738
G. Russo, F. Burzotta, C. Trani (Rome, IT)

ECMO support in refractory cardiogenic shock: left heart dysfunction needs to be intervened more aggressively. P739
Y.M. Cheng, S.H.A.O.Y.A. Mo, B. Zhang (Guangzhou, CN)

An unsuspecting cause of right heart failure and syncope. P740
J.P. Alves Guimaraes, F. Goncalves, M. Moz, S. Borges, A. Ferreira, J. Trigo, J.I. Moreira (Vila Real, PT)

The impact of childbirth on left ventricle function and outcome of a congenital valvular heart disease incidentally discovered during pregnancy. P741
R.C. Brezeanu, A.E. Lacraru, N. Avram, G. Baltag, A.G. Avram, S. Guberna, I. Calangea, C.L. Andrei, C.J. Sinescu (Bucharest, RO)

Right heart failure as a first manifestation of myocarditis. P742
M. Kovacevic, M. Trajkovic, B. Crnomarkovic, M. Petrovic, M. Jarakovic, J. Dejanovic, M. Stefanovic, S. Bjelic, S. Andric, D. Debeljacki, I. Srdanovic (Sremska Kamenica, RS)

- A rare case of fluorouracil-induced takotsubo cardiomyopathy causing cardiogenic shock; clinical and acute cardiac MRI features.** P743
G. Joy, H. Eissa, R. Al Karoudi, S. White (Kent, GB)
- Sustained effects of single dose of levosimendan on pulmonary arterial pressure as measured by remotely monitored implanted pulmonary artery pressure sensor.** P744
A. Vazir, D. Brahmbhatt, A. Steriotis, M.R. Cowie (London, GB)
- Use of levosimendan in acute decompensated anthracycline-induced cardiomyopathy.** P745
K.F.C. Li, K.H. Mok, Y.W. Chia (Singapore, SG)
- Is VA ECMO and DAPT a fatal combination?** P746
A. Gambaro, M. Morosin, M. Passariello, F. Caetano, R. Trimlett, S. Price (Verona, IT; London, GB)
- The outcome of a double valve infective endocarditis - cerebral embolization and cardiogenic shock.** P747
M. Vidican, C. Vesa, C.M. Bustea, A. Cozma, M.I. Popescu (Oradea, RO)
- Acute Coronary Syndromes**
- Acute Coronary Syndromes - Poster Discussant – 10:00 - 11:00.** P748
S. Gevaert (Gent, BE); T. Quinn (London, GB); M. Tubaro (Rome, IT); J. Baneras Rius (Terrassa, ES)
- Acute Coronary Syndromes - Pathophysiology and Mechanisms**
- Clinical correlates of epicardial or microvascular spasm assessed by intracoronary acetylcholine provocative testing among patients with non-obstructive coronary artery disease.** P749
R.A. Montone, M.G. Del Buono, M. Russo, F. Fracassi, F. Vergni, M. Camilli, M.C. Meucci, F. Gurgoglione, V. Vetrugno, G. Niccoli, F. Crea (Rome, IT)
- Coronary plaque microbial colonization in acute coronary syndrome as identified by the analysis of angioplasty balloons: a study of feasibility.** P750
E. Pisano, A. Severino, F. Bugli, D. Pedicino, C. Martini, A. Ruggio, C. Lucci, A. Buffon, G. Niccoli, C. Trani, A. D'aiello, M. Ponzo, M. Sanguinetti, F. Crea, G. Liuzzo (Rome, IT)
- Fatal myocardial infarction and cardiotropic virus antigens in coronary arteries plaques.** P751
Y. Alekseeva, A. Gombozhapova, M. Rebenkova, Y. Rogovskaya, Y. Sokolova, V. Ryabov (Tomsk, RU)
- The use of neutrophil-to-lymphocyte ratio and platelet-to-lymphocyte ratio in the prognosis of acute coronary syndromes.** P752
M. I. Pires, M.L. Goncalves, H. Antunes, J.G. Goncalves Pereira, J.M. Santos, J. Costa Cabral, I. Almeida (Viseu, PT)
- Phenotypic heterogeneity of M2 cardiac macrophages in patients with myocardial infarction.** P753
A. Gombozhapova, Y. Rogovskaya, M. Rebenkova, J. Kzhyshkowska, V. Ryabov (Tomsk, RU; Heidelberg, DE)
- Acute Coronary Syndromes - Epidemiology, Prognosis, Outcome**
- Angiographic and clinical correlates of type 2 myocardial infarction.** P754
H.T. Hoang, A.A. Kitbalyan, P.V. Lazarev, V.V. Maiskov, I.A. Merai, Z.H.D. Kobalava (Moscow, RU)
- Predictors of in-hospital and long-term mortality in patients with type 2 myocardial infarction diagnosed by coronary angiography.** P755
H.T. Hoang, A.A. Kitbalyan, P.V. Lazarev, V.,V., Maiskov, I.A. Merai, Z.H.D. Kobalava (Moscow, RU)
- Differential features in transient ST elevation myocardial infarction compared to the rest of NSTEMI ECG patterns. An observational study.** P756
J. Puerma Jimenez, R. De La Chica Ruiz-Ruano, A. Lopez Fernandez (Granada, ES)
- The characteristics, treatment and outcomes of acute myocardial infarction during 2012-2017 according to the Estonian Myocardial Infarction Registry - real world data from a high risk country.** P757
M. Blondal, T. Ainla, T. Marandi, A. Saar, G. Veldre, J. Eha (Tartu and Tallinn, EE)
- Prognostic relevance of intraventricular conduction delay in the myocardial infarction: in-hospital and at 1-year follow-up.** P758
J. Sousa, F.V. Mendonca, J.P. Monteiro, M. Neto, R. Rodrigues, N. Santos, M.G. Serrao, S. Gomes, A. Pereira, A.P. Faria, G. Caires, B. Silva, D.H. Pereira, A.D. Freitas (Funchal, PT)
- Predictors of major acute cardiovascular events (MACE) after a first acute coronary syndrome at 1-year follow-up.** P759
J. Sousa, F.V. Mendonca, J.P. Monteiro, M. Neto, R. Rodrigues, A. Pereira, S. Gomes, A.P. Faria, N. Santos, M.G. Serrao, B. Silva, G. Caires, D.H. Pereira, A.D. Freitas (Funchal, PT)
- Differences in risk profiles between NSTEMI and STEMI patients in a Bulgarian tertiary centre patient population.** P760
I. Bayraktarova, E. Naseva, E. Trendafilova, A. Aleksandrov, A. Bankova, I. Bogov, S. Georgieva, V. Grigorov, E. Dimitrova, H. Yordanova, E. Kostova, H. Mateev, I. Petrova, G. Hristova, N. Gotcheva (Sofia, BG)
- Multivessel coronary disease - long-term impact.** P761
F.M. Moniz Mendonca, J.A.S. Sousa, J.M. Monteiro, M.N. Neto, R.R. Rodrigues, G.C. Caires, D.F. Freitas (Funchal, PT)

Gender phenotype differences in patients with acute coronary syndrome. P762
I. Bojovski, M. Vavlukis, M. Misailovski, E. Shehu, S. Paljoskovska-Jordanova, M. Boshev, S. Kjaeva, M. Jovanoski, I. Kotlar, S. Kedev (Skopje, MK)

A new scale for acute coronary syndrome scale based on age and killip class at admission. P763
D. Segura Rodriguez, R. Rivera-Lopez, L. Jordan-Jimenez, A. Gordillo-Brenes, J.C. Rodriguez- Yanez, M.P. Fuset-Cabanes, J.A. Arboleda-Sanchez, R. Rubini-Costa, J. Latour-Perez, A.R.I.A.M. Ariam-Semicyuc, A.R.I.A.M. Ariam- Andaluca (Granada, Cadiz, Puerto Real, Valencia, Malaga and Elche, ES)

Acute Coronary Syndromes - Diagnostic Methods

Cardiac point of care testing (POCT) in acute chest pain assessment. P764
S. Quek, S. Moteea, V. Watson, S. Lindsay, S. Bulugahapitiya (Bradford, GB)

Prehospital blood sampling: a potential for bringing forward standard diagnostic algorithms in suspected AMI? P765
C.K. Pedersen, C. Stengaard, H.M. Soendergaard, K.K. Dodt, M.T. Boetker, C.J. Terkelsen (Aarhus, Viborg and Horsens, DK)

An analysis of coronary angiography results and selected cardiac risk factors in patients with chest pain at Vilnius university hospital clinics. P766
R. Ruseckaite, V. Juknevičius, I. M. Saule, P. Serpytis (Vilnius, LT)

Acute Coronary Syndromes: Pharmacotherapy

Bradyarrhythmias in patients with acute coronary syndromes treated with ticagrelor or clopidogrel: results of real clinical practice substudy. P767
N. Furman, P. Dolotovskaya, N. Puchinyan, T. Lipatova, L. Malinova (Saratov, RU)

Suboptimal prescription of beta-blockers at discharge in patients with st-elevation myocardial infarction. P768
A. E. Loaisiga, D. Araiza Garaygordobil, G. Gopar Nieto, D. E. Ronquillo Ramirez, G. Raymundo Martinez, A. Villalobos Flores, L. Torres Araujo, L.A. Baeza Herrera, M. Martinez Ramos, R. Pohls Vazquez, J. Vargas Estrada, A. Cabello Lopez, I. V. Delgado Cruz, A. Arias Mendoza (Mexico City, MX)

De-escalation of the antithrombotic therapy is independently associated with low risk of total mortality in patients with acute coronary syndrome (ACS) in real practice. P769
Y.U. M. Chichkov, L. Minushkina, V.A. Brazhnik, A.A. Rogozhina, A.O. Averkova, E.A. Zubova, H.R. Hasanov, M.A. Chichkova, D.A. Zateyshchikov (Moscow, Kazan and Astrakhan, RU)

Pre-hospital thrombolysis in the code st elevation myocardial infarction age. P770
S. Diaz Lancha, M.I. Barrionuevo Sanchez, S. Calero Nunez, G. Gallego Sanchez, C. Ramirez Guijarro, J.J. Portero Portaz, C. Urraca Espejel, J. Navarro Cuartero, D. Prieto Mateos, C. Llanos Guerrero, F.M. Salmeron Martinez, V. Ferrer Bleda, I. Lopez Neyra, J.G. Cordoba Soriano, M.J. Corbi Pascual (Albacete, ES)

Real world experience with ticagrelor in thousand patients with acute coronary syndrome, will it win? P771
V. Marinho, P. Alves, R. Baptista, S. Monteiro, F. Goncalves, L.I.N.O. Goncalves (Coimbra, PT)

Acute Coronary Syndromes: Treatment, Revascularization

Very late presenters of STEMI (between 48 and 72 hours): does late PCI still improve clinical outcomes? P772
A. Gamal, T. Ragab, M. Saleem, K. Elkhashab (Cairo and Fayoum, EG)

Early complete revascularization in acute coronary syndrome: an updated meta-analysis. P773
F. Fortuni, F. Angelini, G. Crimi, S. Leonardi, F. D'ascenzo, M. Ferlini, A. Raisaro, M. Rolando, L. Oltrona Visconti, M. Ferrario, M. Gnechi, G.M. De Ferrari (Pavia, Torino and Turin, IT)

Predictors of no-reflow phenomenon among patients with ST-Elevation myocardial infarction undergoing pharmacoinvasive strategy. P774
L.V. Torres, L.A. Baeza, A. Cabello, R. Gopar, V. Delgado, A. Villalobos, A.E. Loaisiga, G.I.M. Raymundo, M. Martinez, R. Pohls, A. Alonso, J. Vargas, P. Martinez, M.A. Arias, D. Araiza (Mexico City, MX)

How do we decide revascularization strategy in acute coronary syndrome? P775
F. Fortuni, M. Portolan, A. Repetto, M. Marino, G. Crimi, M. Ferlini, M. Gnechi, R. Totaro, F. Jeva, F. Moretti, C. Montalto, L. Pezza, L. Oltrona Visconti, G.M. De Ferrari, S. Leonardi (Pavia, IT)

Acute Coronary Syndromes - Clinical

MINOCA and atrial fibrillation: a dangerous relationship. P776
M.A. Simon Garcia, M.I. Barrionuevo Sanchez, M.J. Corbi Pascual, F.M. Salmeron Martinez, I. Lopez Neyra, C. Urraca Espejel, J.J. Portero Portaz, J. Navarro Cuartero, C. Ramirez Guijarro, S. Calero Nunez, J.G. Cordoba Soriano, G. Romero Candel, S. Diaz Lancha, V. Ferrer Bleda, A. Gutierrez Diez (Albacete, Hellin and Villarrobledo, ES)

- Prognostic value of the initial electrocardiographic findings in takotsubo syndrome.** P777
J. Sanchez Vega, A. Duran-Cambra, J. Carreras-Mora, J. Sans-Rosello, A. Ferrero-Gregori, P. Del Castillo-Vazquez, M. Vila-Perales, S. Montero-Aradas, A. Sionis (Barcelona, ES)
- Could BNP secretion capacity explain better outcomes in Takotsubo syndrome compared to myocardial infarction with comparable systolic ventricular dysfunction?** P778
J. Carreras, A. Duran-Cambra, J. Sans-Rosello, J. Sanchez-Vega, P. Del Castillo-Vazquez, M. Vila-Perales, S. Montero-Aradas, A. Sionis (Barcelona, ES)
- Clinical features of MINOCA according to the register of KrACS.** P779
S.V. Kruchinova, E.D. Kosmachova, S.A. Raff (Krasnodar, RU)
- Value of troponin t / ck ratio in the differential diagnosis between takotsubo syndrome and acute myocardial infarction.** P780
J. Sanchez Vega, A. Duran-Cambra, J. Sans-Rosello, J. Carreras-Mora, A. Ferrero-Gregori, P. Del Castillo-Vazquez, M. Vila-Perales, S. Montero-Aradas, A. Sionis (Barcelona, ES)
- The prevalence and clinical predictors of survival in a case of acute heart failure in acute coronary syndrome patients undergoing urgent coronary angiography.** P781
L.V. Rasputina, A. Solomonchuk, D.V. Didenko, A.I. Tomashkevych, I.A. Murenko, T.V. Kurhan, A.I. Tomashkevych, A.V. Bronyuk, Y.I. Bronyuk, R.V. Hutsulyak (Vinnytsia, UA)
- Evaluation of the cardiac efficiency to the exercise in patients with moderate-severe chronic bronchopathy and ischemic cardiomyopathy.** P782
N. G. Uribe Heredia, R. Arroyo Espliguero, L.G. Piccone Saponara, H. Alvaro Fernandez, E. Vallejo Sacristan, M. Viana Llamas, J. Benitez Peyrat, C. Solorzano Guillen, M.E. Jimenez Martinez, B. Garcia Magallon, C. Toran Martinez, A. Castillo Sandoval, M.A. San Martin Gomez, I. Rodriguez Guinea, J. Balaguer Recena (Guadalajara and Ciudad Real, ES)
- Influence of MINOCA on physical performance and quality of life.** P783
S. Kruchinova, S.V. Kruchinova, E.D. Kosmachova (Krasnodar, RU)
- Acute Coronary Syndromes - Clinical Cases**
- Unusual presentation for an uncommon infarction.** P784
J. Ramos Jimenez, P. Pastor Pueyo, S. Hernandez Jimenez, M. Plaza Martin, M. Jimenez Mena, J.L. Zamorano Gomez (Madrid, ES)
- Can alcohol consumption be the protective factor in acute coronary syndrome expression after previous revascularization.** P785
P. Mitrovic, B. Stefanovic, M. Radosavljevic Radovanovic, N. Radovanovic, D. Rajic, G. Matic, T. Jozic, J. Jankovic, I. Subotic, N. Mitrovic, M.N. Radovanovic (Belgrade, RS)
- Young female patients after intrauterine fetal demise myocardial infarction.** P786
E. Kovalchuk (St.-Petersburg, RU)
- Acute coronary syndrome in young woman: the role of optical coherence tomography.** P787
I. Silva Conde, I. Lozano, J. Rondan, J.M. Vegas, P. Arguelles, J.M. Garcia, B. Samaniego, R. Linares, J.C. Garcia, S. Colunga, A. Garcia, P. Vigil-Escalera, J.M. Turiel, E. Segovia (Gijon, ES)
- Massive renal subcapsular haematoma following fibrinolytic therapy in acute st-elevation myocardial infarction.** P788
R.E.F. Bin Raja Shariff, R. Najme Khir, K.S. Ibrahim, A.B. Md Razi, H. Alza, L. Chiao Wen, N. Chua, S. Kasim (Selangor, MY)
- Successful rescue thrombolysis in atrial fibrillation patient with st-elevation myocardial infarction, on recent (<8h) dabigatran anticoagulation.** P789
S. Daios, I. Kanellos, A. Antoniou, A. Siamaga, G. Tsinopoulos, M. Giannadaki, D. Skoutas, C.H. Bakirtzis, C.H. Goudis, G. Kaiafa, C.H. Savopoulos (Serres and Thessaloniki, GR)
- How this stent get out of the right coronary artery?** P790
N. Gasparetto, D. Calzolari, A. Daniotti, A. De Leo, L. Favero, P. Martire, P. Pantano, M. Fusaro, C. Cernetti (Treviso, IT)
- Searching for clues to etiologic diagnosis of acute coronary syndrome in a young adult.** P791
R. Komorovsky, S. Smiyan, N. Tomashchuk (TERNOPIL and Lviv, UA)
- Hypertrophic cardiomyopathy with apical akinesia and Iv thrombus presenting as acute coronary syndrome.** P792
D. Lai Chin Kon, K. Naing, R. Argyle, A. Wiper (Blackpool, GB)
- An unusual trigger of Tako-Tsubo cardiomyopathy.** P793
R. Spoladore, F. Melillo, B. Bellini, M. Montorfano, A. Colombo, A. Margonato (Milan, IT)
- Mechanical circulatory support in acute myocardial infarction complicated with ventricular septal rupture.** P794
M. Morosin, A. Gambaro, F. Caetano, R. Trimlett, S. Davies, S. Uddin, S. Price (London, GB)
- Takotsubo syndrome and cardiogenic shock in pheochromocytoma: when complexity requires audacity.** P795
G. La Rosa, D. Pedicino, A. Zambrano, E. Cerracchio, E. Mencarelli, F. Vergni, G. Saponara, T. Sanna, A. Leone, A. Buffon, G. Niccoli, A.G. Rebuzzi, F. Crea (Roma, IT)
- Successful left gastric artery embolisation followed by coronary stenting in a patient with severe upper gastrointestinal bleeding.** P796
S. Manukyan, M.A.R.A.T. Aripov, E.V. Moun, P.H.I.L.I.P. La Fleur (Astana, KZ)
- Music therapy in patients with hypertension and early post-infarction angina; 15-year experience.** P797
P. Mitrovic, B. Stefanovic, A. Paladin, M. Radosavljevic Radovanovic, N. Radovanovic, D. Rajic, G. Matic, T. Jozic, J. Jankovic, I. Subotic, N. Mitrovic, M.N. Radovanovic, V. Bulatovic (Belgrade, RS; Chicago, US)

- Guarana gives you wings and...** P798
S. Cortinovis, M. Fiini, B. Girardi, C. Dossena, P. Sepe, E. Marangoni (Lodi, IT)
- Tacotsubo syndrom in a patient with delirium tremens.** P799
E. Gilyarova, M. Gilyarov, A. Shilova, A. Shmotkina, A. Svet, N. Novikova (Moscow, RU)
- Life threatening chest pain after acupuncture.** P800
N. Pueyo, P. Pastor Pueyo, I. Calaf, L. Matute, I. Barriuso, E. Pereyra, J. Gayan, M. Zielonka, A. Bosch, E. Blanco, A. Aldoma, C. Tomas, I. Hernandez, R. Gomez, F. Worner (Lleida, ES)
- Graves disease as a rare cause of STEMI and acute heart failure.** P801
S.H. Park, K.T. Jung, Y.J. Choi, J.Y. Chin, K.W. Kang, W.H. Kim (Daejeon, KR)
- Acute Cardiac Care**
- Acute Cardiac Care - Poster Discussant – 10:00 - 11:00.** P802
S. Jaber (Montpellier, FR)
- Place of left heart decompression in patients under veno-arterial ECMO: benefits of percutaneous balloon atrioseptostomy?** P803
C. Delmas, C. Biendel-Piquet, J.M. Conil, L. Valle, L. Bru, L. Regis, F. Bouisset, L. Crognier, V. Minville, J. Porterie, F. Vardon-Bounes, T. Seguin, P. Maury, M. Galinier, B. Marcheix (Toulouse, FR)
- Seasonality in mortality in a cardiology department: a five-year analysis.** P804
L. Vicent Alaminos, V. Bruna-Fernandez, C. Devesa-Cordero, M. Juarez-Fernandez, I. Sousa-Casasnovas, F. Fernandez-Aviles, M. Martinez-Selles (Madrid, ES)
- Value of heart rate control using Ivabradine in patients with MODS.** P805
M. Fakher, M.A. Kamal, W.S. Samy, W.A. Radwan (Cairo, EG)
- Clinical features and determinants of long-term mortality in patients admitted to a Cardiac Intensive Care Unit in a tertiary referral center.** P806
A. Campanile, C. Castellani, R. Annunziata, C. Tutarini, M.R. Reccia, M. Del Pinto, P. Verdecchia, C. Cavallini (Salerno, Perugia and Foligno, IT)
- Recent previous surgery is associated with more severe clinical course of Takotsubo syndrome and less recovery of cardiac function.** P807
M. Radosavljevic-Radovanovic, D. Kastratovic, N. Radovanovic, P. Mitrovic, A. Cvetkovic, J. Antonijevic (Belgrade, RS; Bar, ME)
- The implementation of ECMO in cardiac arrest refractory to conventional resuscitation is reliable A single-center experience.** P808
D. C. Mbala, M. Silva, D. Caeiro, E. Vilela, N. Guiomar, O. Sousa, A. Rodrigues, A. Dias, P. Braga (Vila Nova de Gaia, PT)
- The usefulness of intensive care scores in the early prognosis of patients after out-of-hospital cardiac arrest: a pilot study.** P809
R. Ryczek, P.J. Kwasiborski, K. Czerwinska, M. Buksinska-Lisik, P. Krzesinski (Warsaw, PL)
- Pericardial Disease and Aortic Disease**
- Pericardial Disease and Aortic Disease - Poster Discussant – 10:00 - 11:00.** P810
E. Bonnefoy-Cudraz (Bron, FR)
- Pericardial Disease**
- Percutaneous versus surgical drainage of non-iatrogenic pericardial effusion.** P811
C. Delon, C. Biendel, D. Carrie, M. Galinier, B. Marcheix, G. Robin, O. Lairez, E. Grunenwald, C. Delmas (Toulouse, FR)
- Is percutaneous pericardiocentesis a safe life-saving procedure? What about its diagnostic accuracy?** P812
A. M. Nunes Ferreira, R. Santos, M. Menezes, J. Agostinho, I. Goncalves, J. Rigueira, I. Aguiar-Ricardo, T. Rodrigues, N. Cunha, F. Pinto, J. Sousa (Lisbon, PT)
- Dressler syndrome - truth or dare?** P813
I. Campos, C. Costa Oliveira, P. Azevedo, J. Martins, A. Salgado, C. Vieira, J. Marques (Braga, PT)
- Recidivant pericarditis with recurrent cardiac tamponade as the manifestation of an Addisonian crisis.** P814
V. Marinho, P. Alves, C. Domingues, L. Cardoso, R. Baptista, S. Monteiro, F. Goncalves, L.I.N.O. Goncalves (Coimbra, PT)
- Application of the novel cardiac biomarkers in evaluating responses to ultra-endurance exercise.** P815
A.H. Zebrowska, B. Manowska, M. Jaworska, R. Mikolajczyk (Katowice, PL)
- Aortic Disease - Clinical**
- Role of multi-layer stents in treatment of complex descending aortic pathologies -A single-center experience.** P816
T. Melnic, M. Mokbel, A. Costache, C. Condac, A. Chitic, C. Solomon, M. Sandu, C. Bucurenciu, A. Sandu, A. Slavu, V. Costache (Sibiu, RO)

Monday 4 March

Poster sessions

- Evolution of acute aortic syndrome: a single center study, fifteen years experience.** P817
D.A. Conty Cardona, P. Bazal Chacon, A. Munarriz Arizcuren, A. Ansotegui Hernandez, A.M. Navarro Echeverria, C.R. Tiraplegui Garjon, A.N. Garcia Herrera, A. Sadaba Cipriain, L. Malagon Lopez (Pamplona, ES)
- Aortic aneurysm: evaluation of rupture risk.** P818
G. Neverauskaite Piliponiene, P. Jacevicius, R. Serpytis, P. Serpytis (Vilnius, LT)
- Aortic aneurysm in pregnant women with marfan's syndrome.** P819
G. Neverauskaite Piliponiene, P. Jacevicius, L. Gumbiene, P. Serpytis (Vilnius, LT)
- Sindrome de Pickering.** P820
A. E. Loaisiga, G. Ruiz Franco, R. Gopar Nieto, G. Raymundo Martinez (Mexico City, MX)
- The dangers of a narrow way.** P821
I. Campos, C. Vieira, C. Costa Oliveira, V.H. Pereira, N. Bettencourt, J. Marques (Braga, PT)

Interventional Cardiology

- Interventional Cardiology - Poster Discussant – 10:00 - 11:00.** P822
S. De Rosa (Catanzaro, IT)
- Predictors of a reduction in blood pressure after catheter-based renal sympathetic denervation.** P823
G. Neverauskaite Piliponiene, A. Berukstis, A. Laucevicius (Vilnius, LT)
- Results after surgery in adults with congenital heart disease.** P824
M.I. Navarrete Espinosa, J.A. Cano Nieto, D. Fernandez Zamora, M. De Mora Martin (Malaga, ES)
- Evaluation of diaphragmatic excursion as a predictor of pulmonary complications in patients subjected to cardiac surgery.** P825
M. Luque, C. Ramirez, G. Castillo, D. Orozco, E. Bascunan, P. Parra, C. Del Castillo, S. Gatta (Santiago, CL)
- A prospective registry of central venous catheter placement in a cardiac intensive care unit: efficacy and safety using ultrasound-guided.** P826
L. Mila, J.B. Baneras, A.S. Sambola, R.M.L. Lidon, J.A.B. Barrabes, D.G.D. Garcia-Dorado (Barcelona, ES)
- Appropriateness of coronary revascularisation and residual disease in patients recommended to bypass graft treated with percutaneous intervention: analysis from the APACHE study.** P827
M. Marino, S. Leonardi, G. Crimi, G. Musumeci, G. Tarantini, L. Bettari, M. Lettino, L. De Luca, C. Lettieri, F. Varbella, S. De Servi (Crema, Pavia, Cuneo, Padua, Brescia, Rozzano, Rome, Mantova, Rivoli and Milan, IT)
- Impact of right ventricular function in transcatheter mitral valve repair procedures.** P828
A. Alperi, I. Pascual Calleja, V. Leon Aguero, R. Padron Encalada, A.Y. Flores, L. Diaz-Chiron, I. Silva Conde, P. Florez Llano, A. Martinez Leon, D. Garcia Iglesias, L. Junquera Vega, L. Martinez Fernandez, L. Gutierrez De La Varga, P. Avanzas Fernandez, C. Moris De La Tassa (Oviedo, ES)
- Prognostic impact of coronary no-reflow phenomenon after primary percutaneous coronary intervention in patients with ST elevation myocardial infarction.** P829
A.R. Pereira, A.R. Almeida, A. Marques, S. Alegria, A. Briosa, D. Sebaiti, H. Pereira (Almada, PT)
- Renal arteries stenosis related to fibromuscular dysplasia treated with angioplasty: about 6 cases with a review of the literature.** P830
A.B.D.E.L.A. Jaouadi, A.H.M.E.D. Jamel, N.E.J.E.H. Ben Hlima (Kairouan, TN)
- The current role of aspiration thrombectomy: single center experience.** P831
J.P. Alves Guimaraes, F. Goncalves, M. Moz, S. Borges, J. Trigo, J.I. Moreira (Vila Real, PT)

Imaging Clinical Cases

- Imaging - Poster Discussant – 10:00 - 11:00.** P832
R.C. Vidal-Perez (Lugo, ES)
- 3D Transesophageal echocardiography in the evaluation of acute severe mitral regurgitation after mitral valve annuloplasty.** P833
I. Noval Morillas, F. Garcia Lanzas, A. Chauca Tapia, P. Cabeza Lainez (Cadiz, ES)
- Life-threatening obstructive shock in a young patient with unexplained coma.** P834
L. Occhi, P. Sormani, F. Casadei, F. Spano, B. De Chiara, I. Trolese, F. Musca, O. Belli, C. Giannattasio, A. Moreo (Milan, IT)
- Prosthetic valve endocarditis after transcatheter aortic valve implantation associated a brachial artery embolism.** P835
M.I. Navarrete Espinosa, D. Prieto Toro, M. Cano Garcia, M. De Mora Martin (Malaga, ES)
- A rare case of inverted takotsubo cardiomyopathy.** P836
V. Marinho, M. Santos, A.N.A. Ramalho, R. Baptista, S. Monteiro, R. Martins, F. Goncalves, L.I.N.O. Goncalves (Coimbra, PT)
- Ventricular septal defect: a rolling stone hides something else.** P837
I. Noval Morillas, A. Chauca Tapia, F. Garcia Lanzas, R. Vazquez Garcia (Cadiz, ES)
- Patent foramen ovale: when the closure is the problem.** P838
R. Ventura Gomes, J. Pais, C. Ionel, A.R. Pereira, I. Cruz, I. Joao, L. Pereira, H. Pereira (Vila Franca de Xira, Evora and Almada, PT)

• **Index**

**List of Chairpersons
& Judges, Speakers
& Discussants, Authors**



Chairpersons & Judges / Speakers & Discussants / Authors

NAME	PAGE(S)/PROGRAMME NR(S)	NAME	PAGE(S)/PROGRAMME NR(S)	NAME	PAGE(S)/PROGRAMME NR(S)
Ahrens Ingo	39	Hoste Eric	17	Rowan Kathy	11
Barrabes Jose A	11, 37	Huber Kurt	35, 52	Rubini Gimenez Maria	36, 38
Bartlett Robert	33, 36	Jeppsson Anders	10, 31, 52	Sambola Ayala Antonia	39
Bax Jeroen	33	Jorge Perez Pablo	16	Savastano Simone	54
Bonnefoy Eric	17	Katz Jason	12, 33	Schiele Francois	39
Bonnefoy-Cudraz Eric	33, 36	Kjaergaard Jesper	31	Sinning Christoph	32
Bueno Hector	11, 33, 38, 52	Kristensen Steen Dalby	54	Soliman Aboumarie Hatem	31, 34, 53
Claeys Marc	36	Kumar Narendra	30, 54	Stepinska Janina	37
Clemmensen Peter Michael	55	Leonardi Sergio	15, 17, 56	Storey Robert	55
Czerwinska Katarzyna	16, 34	Lettino Maddalena	10, 13	Swahn Eva	10
Davies Simon W	34, 37, 53	Lindahl Bertil	13, 35, 53	Tavazzi Guido	31, 34, 53
De Ferrari Gaetano Maria	36	Masip Josep	11, 15	Thygesen Kristian	13, 30
Di Somma Salvatore	15	Miro Oscar	31	Trimlett Richard	34, 53
Dudek Darius	54	Mischie Alexandru	12, 34, 52	Tubaro Marco	14, 37
Fuernau Georg	12	Moeckel Martin	35, 38	Valgimigli Marco	10, 15, 38
Gevaert Sofie	14, 30, 34	Newby Kristin	33, 55	Van Diepen Sean	12, 55
Giannitsis Evangelos	30	Niccoli Giampaolo	53, 55	Verheugt Freek	13
Gierlotka Marek	10, 30	Perkins Gavin	39	Vranckx Pascal	15
Gomez-Hospital Joan Antoni	15	Perner Anders	30	Vrints Christian Joseph Marie	34, 39, 55
Gorenek Bulent	52	Poess Janine	37	Walker David Michael	17
Guarracino Fabio	55	Price Susanna	17, 31, 39, 56	Zahger Doron	33
Halvorsen Sigrun	33	Quinn Tom	31, 52	Schultz Jacob	34
Hassager Christian	16, 39	Rossello Francisco Javier	53	Sionis Alessandro	34

Chairpersons & Judges / **Speakers & Discussants** / Authors

NAME	PAGE(S)/PROGRAMME NR(S)	NAME	PAGE(S)/PROGRAMME NR(S)	NAME	PAGE(S)/PROGRAMME NR(S)
Adlam D.	13, 438, 712	Halvorsen S.	377, 439, 45	Romaguera Torres R.	70, P141
Ahrens I.	406, 663	Hassager C.	31, 339, 442, 665, 714, 725, 77, 81, 723	Rowan K.	73
Andreotti F.	52, 54	Hoste E.	332, 60	Rubboli A.	53, 54, 706, 707
Baneras Rius J.	667, P748	Huber K.	3, 384, 387, 388, 670, 704, 708, 74, 722, P173	Rubini Gimenez M.	436, P532
Barrabes J. A.	710	Jaber S.	P802	Sambola Ayala A.	705, 707, 8, P161
Bartlett R.	106, 398	Jimenez D.	385	Savastano S.	328
Bax J. J.	104, 402	Jorge Perez P.	369, P727	Schiele F.	18
Boeddinghaus J.	323	Katz J.	367	Schober A.	396
Bonnefoy-Cudraz E.	364, P810	Kjaergaard J.	441, 78, 80, P553	Schoos M.	375, 47, P291
Bueno H.	15, 403, 59, 66, 71	Kofoed K.F.	7	Schultz J.	P173
Burillo A.	410	Konstantinides S. V.	404	Sinning C.	324, 445
Buszman P.P.	376	Kristensen S. D.	363, 48, 66, 703	Sionis A.	335, 65, 715, 717
Casadei B.	103	Krychtiuk K.A.	374, 443, 724, P108	Soeholm H.	41, 444, P108
Chacon-Lozsan F. J.	666, P622	Kumar N.	329, P306, P313	Speidl W. S.	372, 393, 42, P108
Claeys M.	31, 341, 394, 697, P501	Lamhaut L.	411, 662	Stepinska J.	2, P451
Clemmensen P.M.	367, 66, 672, 709, P194	Leonardi S.	105, 432, 45, 673, 698, 702, P608	Swahn E.	P586
Crea F.	713	Lettino M.	10, 31, 56, 338, 720	Tavazzi G.	408, 43
Czerwinska K.	81, 82	Lindahl B.	320, 392, 50	Thiele H.	393, 669, 701
Davies S. W.	1, 336	Marenzi G.	330, P237	Thygesen K.	44, 46
De Ferrari G. M.	326, 399, P645	Masip J.	716, 717	Trimlett R.	P237
De Rosa S.	69, P822	Miro O.	61, P727	Tubaro M.	322, P207, P748
Di Somma S.	64	Mischie A.	31, 339, 433, 674	Twerenbold R.	389, 392
Dudek D.	721	Moeckel M.	321, 392, P501	Valgimigli M.	435, 76
El Tahlawi M.	67, P226	Morici N.	372, 434	Van den Berghe G.	57, P598
Elbers P.	401	Neumann F. J.	698, 702	Van Diepen S.	393, 719
Ferreiro J.L.	68	Newby K.	6	Verheugt F.W.A.	51, 55
Fitzsimons D.	17, 437, 439	Niccoli G.	12, 368, 49	Vidal-Perez R.C.	337, P832
Forni L.G.F.	333, 63	Nikolaou N.	78, 80	Vranckx P.	371, 386, 72
Franzone A.	334, 75	Noc M.	432, 671	Vrints C.J.M.	11, 31, 39, 340, 400, 668, P451
Frydland M.	395, 700, P553	Perkins G.	446, 664	Walker D. M.	365, P501
Fuernau G.	370, 397, P207	Perner A.	58	Wallentin L. C.	391, 392
Gale C. P.	16, 49, P275	Poess J.	696, P237	Weiser C.	P553
Gevaert S.	P748	Price S.	31, 62, 107, 338, 342, 366, 407, 440, 711, 726	Wiberg S.	331
Giannitsis E.	390, 392, 405	Quinn T.	5, 367, P748	Zahger D.	324, 373, 432, P275
Gierlotka M.	14, 325, 669			Zeymer U.	669, P478
Gorennek B.	327, P645				
Guarracino F.	367, 409, 718				

Chairpersons & Judges / Speakers & Discussants / **Authors**

NAME	PAGE(S)/PROGRAMME NR(S)	NAME	PAGE(S)/PROGRAMME NR(S)	NAME	PAGE(S)/PROGRAMME NR(S)
Beringuilho M.	686, P319	Almeida A.R.	P180, P625, P829	Antunes H.	P538
Abarquez R.F.	P475	Almeida I.	P128, P146, P147, P147, P227, P463, P476, P519, P538, P588, P606, P646, P752	Araiza D.	P774
Abaziou T.	358	Almeida L.	P128, P227, P476, P588	Araiza Garaygordobil D.	P112, P525, P530, P150, P768
Abd El-Razek A.	P642	Almeida P.	P618	Arana Achaga X.	P661
Abdallah M.	P736	Almeida S.	P128, P146, P147, P147, P227, P588	Aranyo J.	448
Abdelnaby M.	P572	Almeida-Morais L.	P229	Arara D.	P596
Abdelrahman W.	P572	Almendarez Lacayo M.	P223	Araujo P.M.	P136
Abecasis M.	P137	Almendro Delia M.	P244	Aravanis N.	P139
Abellan Huerta J.	P211, P278, P288, P633, P634	Almendro M.	P224	Arboleda-Sanchez J.A.	P513, P763
Abellan Huertas J.	P198	Almendro-Delia M.	676	Arbustini E.	P575
Abellan J.	P196, P277	Al-Moayad A.	P572	Arcanjo D.D.R.	95
Aboal J.	P212	Almubarak Z.	P572	Ardeev V.	P205
Abou-Jokh C.	P156	Alonso A.	P774	Arenas Cambronero V.	P316
Abreu L.	P519	Alonso C.	P554	Argacha J.F.	682
Abreu P.	P184	Alonso Del Olmo A.	P129, P595	Arguelles P.	P787
Abu Hattab J.	P118	Alonso Fernandez P.	P187	Argyle R.	P792
Abu-Assi E.	100	Alonso Orcajo N.	P162	Ariam- Andaluca A.	P513, P763
Accogli M.	415	Alonso-Gonzalez R.	P467	Ariam-Semicyuc A.	P513, P763
Achenbach S.	P569	Alonso-Martin C.	P658	Arias M.A.	P774
Acin Labarta A.	P133, P595	Alperi A.	P231, P236, P283, P828	Arias Mendoza A.	P112, P530, P768
Adlbrecht C.	P468	Alraies C.	30	Arias-Mendoza M.A.	P150, P525
Agostinho J.	P812	Al-Riyami A.	P644	Aripov M.	P268, P796
Agra Bermejo R.M.	P156	Al-Riyami H.	P644	Ariskina O.B.	P492
Agra-Bermejo R.	P220, P220, P220	Al-Shaer A.	P572	Ariza A.	P251
Agricola E.	19	Alvarez Alvarez B.	P156	Ariza Sole A.	357
Aguiar C.	P137	Alvarez Perez K.	P117	Ariza-Sole A.	100, P155, P212
Aguiar J.	418, 84, P125, P153, P221, P222, P249, P250, P466, P533	Alvarez Roy L.	P576	Arizon Munoz J.M.	P633
Aguiar Rosa S.	685	Alvarez-Alvarez B.	P220, P220, P220	Armada E.	350
Aguiar-Ricardo I.	P812	Alvarez-Lopez M.	351, 693	Armada Romero E.	P565, P657
Aguilar C.	P577	Alvaro Fernandez H.	P782	Armando Perez De Prado D.R.	32
Agullo A.	P733	Alves Guimaraes J.P.	P167, P503, P740, P831	Arokjaraj M.C.	P116
Agustin C.F.	P475	Alves P.	P771, P814	Arregi Lopez A.	P228
Ahmad M.F.	P151	Alviar Restrepo C. L.	378, P556, P564, P577	Arregui A.	P551, P621
Ahmed M.	P572	Alza H.	P788	Arregui Lopez A.	P548, P583, P594
Ahmed N.	P242	Alzahrani A.	P604	Arregui Montoya F.	680
Ahmed S.	P255	Alzueta-Rodriguez F.J.	693	Arriaga-Jimenez A.	35, 692
Ailenei M.	P730	Amarnani Amarnani V.M.	P599	Arribas Ynsaurriaga F.	83
Ainla T.	P546, P757	Amaz C.	P218	Arrizabalaga Arostegi H.	P583
Aiza H.	24, P591, P592, P592	Ammendola E.	415	Arroyo D.	P224
Akchurin R.	P729	Amorim S.	P136	Arroyo Espilguero R.	P782
Ako J.A.	P142	Andersen A.	95	Arroyo Monino D.F.	P734
Al Karoudi R.	P743	Ando K.	P495, P500	Asanin M.	38, P213, P536
Al Shukairi A.	P604	Andrade A.	P573	Asano T.A.	P597
Al Suwaidi J.	30	Andraka Ikazuriaga L.	P548	Ascencio Lemus M.G.	P512, P576
Alamr M.	P259	Andraka L.	P621	Asla C.	P551, P621
Al-Ani M.	P556, P564	Andrea R.	P210, P659	Asla Ormaza C.	P228, P548, P583, P594
Alanis-Estrada G.	P112	Andrea Riba R.	P199, P266	Atassi F.	378
Alazzeh S.	P637	Andrei C.L.	P741	Atef M.	P191
Albacete C.	P611	Andreotti F.	P643	Augusto J.	689, 690, P183, P197, P307, P318
Albat B.	P733	Andres A.	P551, P621	Augusto J.B.	686, P319
Albuquerque A.	P559	Andres Morist A.	P228, P548, P583, P594	Aurrekoetxea Bajeneta G.	P228, P548, P583, P594
Alcaide-Martinez V.	35	Andres Novales J.	P129, P595	Aurrekoetxea G.	P551, P621
Alcalai R.	681	Andria A.V.	P623	Avanzas Fernandez P.	P223, P828
Alcalde-R O.	P658	Andriantoro H.	P151	Avanzas P.	P231, P236, P283
Aldoma A.	P800	Andric S.	P742	Averkova A.O.	P769
Aldoma Balasch A.	P264, P552	Andronesco A.M.	P270	Aviles Toscano A.	34, P280, P285, P135, P454, P627
Aldosari M.	P259	Andrucovici S.	P270, P271	Avram A.G.	P741
Alegre O.	100, P155, P251	Andrus A.	P730, P731	Avram N.	P741
Alegria S.	85, P172, P180, P225, P507, P629, P638, P639, P829	Angela Canteli A.C.	357	Ayesta A.	93
Aleksandrov A.	P504, P531, P760	Angelini F.	P773	Azam M. G.	P232, P233
Alekseeva Y.	P483, P751	Angheluta S.	P111	Azar-Manzur F.	P112
Aleksova A.	428	Annunziata R.	P806	Azevedo J.	P618
Alessandro Sionis A.S.	357	Anselmino M.	P623	Azevedo O.	P225
Alfieri O.	19	Ansotegui Hernandez A.	P817	Azevedo P.	P148, P204, P813
Alghamdi H.	P259	Anthony J.	P255	Azevedo-Guerreiro R.	P249, P466
Alhamdan A.	P259	Antoni J.	P578	Babaeva A.R.	P482
Alidoosti M.	P544	Anton Ladislao A.	P115, P121, P122	Babes E.	P601
Alimkhanov B.	P202	Antonijevic J.	P807	Babes K.	P308
Alimov D.	P202	Antoniu A.	P789	Babes V.L.A.D.	P601
Almaghraby A.	P572	Antonopoulos M.	P139	Babic Z.	P131
Almagro-Romero A.	351	Antunes H.	P463, P519, P606, P752		

Chairpersons & Judges / Speakers & Discussants / **Authors**

NAME	PAGE(S)/PROGRAMME NR(S)	NAME	PAGE(S)/PROGRAMME NR(S)	NAME	PAGE(S)/PROGRAMME NR(S)
Babuín L.	P477	Benedek I.	37, 425, P245, P296, P487, P626	Borges Dos Santos M.	690, P307
Badertscher P.	P175	Benedek I.S.	P300, P571	Borges S.	P167, P503, P617, P740, P831
Badimon L.	423	Benedek T.	37, 425, P245, P296, P300, P487, P571, P626	Borges S.C.	P166, P631
Badu-Boateng C.	P140	Beneduce A.	19, P541, P542	Borísovskaya S.V.	P603
Badulescu I.	P310, P647	Benítez Peyrat J.	P782	Borizanova A.	P728
Baez Ferrer N.	P599	Benito-Gonzalez T.	P576	Borizanova-Petkova A.	688
Baeza Herrera L.A.	P252, P530, P768	Benjo A.	378	Borkhalenko Y.	P279
Baeza L.A.	P774	Benjo J.M.	378	Borowicz A.	345
Baggen-Santos R.	P581	Benlmaalleem O.	P648	Borrego Rodriguez J.	P512
Bagherli A.	P609	Benouna G.	P648	Bos L.	356
Bagur R.	31	Bentea G.	89, P290	Bosa Ojeda F.	P599
Bajrangee A.	P255	Beramendi Calero J.R.	P115, P121, P122, P314, P661	Bosch A.	P800
Bakirtzis C.H.	P789	Beramendi J.R.	P114, P309	Bosch Gaya A.	P264, P552
Bal Z.	P569	Berdaoui B.	P290	Bosch Genover X.	P162, P199, P266
Balaguer Recena J.	P782	Beregin A. E.	P176	Bosch X.	P210, P659
Baldanti F.	P575	Berglund E.	352	Boshev M.	91, P762
Baldetti L.	19	Beringuilho M.	690, P183, P184, P307, P318	Bosmans S.	682
Baldi E.	694	Berkovich O. A.	P177	Bossa A.S.	P295, P298, P509
Balevski I.	P515	Bermudez-Jimenez F.	693	Botelho A.	419, P732
Balkin J.	P547	Bernardes L.	685	Botker H.E.	678
Ballarotto C.	P541, P542	Bertoldi L.	19	Bottino R.	88, P584
Baltag G.	P741	Bertoldi L. F.	P541, P542	Bouckaert Y.	89
Baltazar Ferreira J.	P183, P318	Bertuccio P.	422	Bouges C.	358
Baluta M.M.	P271	Berukstis A.	P823	Bouisset F.	P803
Banai S.	P214, P215, P217	Betta D.	346	Bousoula E.	P589
Banaszewski M.	P134	Bettari L.	P827	Brach Prever S.M.	P623
Baneras J.	P155, P163	Bettencourt N.	P821	Braga C.	P579
Baneras J.B.	P826	Beyer R.S.	28, P651	Braga P.	P808
Bang L.E.	96, P489	Bianco S.	P469	Brahmbhatt D.	P744
Bankova A.	P504, P531, P760	Bianco M.	P661	Branco-Mano T.	P229, P640
Banks M.	P255	Biava L.M.	P623	Bras D.	418, 84, P125, P153, P221, P222, P249, P250, P466, P533
Banning A.	31	Biendel C.	P811	Bravo Martinez I.	P228, P548, P551, P583, P594, P621
Baptista R.	P771, P814, P836	Biendel Piquet C.	P803	Brazhnik V.A.	P769
Baranova E. I.	P177	Biffi M.	415	Bretones Del Pino T.	P170, P193, P620
Baratta S.J.	P554	Bihin B.	P497	Brezeanu R.C.	P741
Barbarash O.L.	P303, P305, P305	Bilbao J.A.	P554	Briani M.	P262, P619
Barbati G.	428, P474	Bin Raja Shariff R.E.F.	24, P591, P592, P788	Briosa A.	85, P172, P180, P507, P629, P829
Bardaji A.	P212, P490, P502	Bin Sulaiman R.	P459	Briseno-De La Cruz J.L.	P112
Barenco A.	P152	Binaghi G.	26, P260	Brizida L.	P184
Barmenkova Y.	P203	Biselli B.	P295, P298, P462, P509	Brochado B.	P254
Barrabes J. A.	P163	Bixquert D.	P611	Bro-Jeppesen J.	348, 349, 382
Barrabes J.A.B.	P826	Bjelic S.	P742	Bronyuk A.V.	P781
Barrera-Cordero A.	693	Bjelica S.	P238, P256	Bronyuk Y.I.	P781
Barrionuevo Sanchez M.I.	380, P120, P241, P243, P252, P315, P460, P514, P770, P776	Blanco E.	P800	Broselavskyyte M.	P292
Barriuso Barrado I.	P264, P552	Blanco Nuez M.	414	Brouchet L.	358
Barriuso I.	P800	Blanco Ponce E.	P264, P552	Bru L.	P803
Bartolini S.	P119	Blasco A.	P251	Bruch L.	P160
Bascompte Claret R.	P264, P552	Bloch A.	P562	Brugaletta S.	30
Bascunan E.	P825	Bloechlinger S.	P562	Bruna Fernandez V.	P246, P247, P263
Basso C.	P654	Blondal M.	P546, P757	Bruna V.	P658
Bastos S.	P559	Bochard-Villanueva B.	692	Bruna-Fernandez V.	93, P804
Bath J.	92	Boeddinghaus J.	383, P175	Bubenek-Turconi S.	P578
Battistella P.	P733	Boeddinghaus J.B.	431	Bucurenciu C.	P816
Bauer B.	P456	Boetker M.T.	430, P765	Budaj A.	450
Bautista D.F.	33, P230, P590	Boghez L.C.	P310, P647	Bueno H.	P212
Bayes-Genis A.	359, 448, 683	Bogov I.	P760	Bueno-Zamora H.	100
Bayraktarova I.	P504, P531, P760	Boi A.	P612	Buffon A.	P750, P795
Bazal Chacon P.	P817	Bojovski I.	91, P762	Bugani G.	P155
Beauloye C.	682	Boldueva S.	P158, P186, P186, P205	Bugetti M.	P563
Beck A.	P543	Bonacchi M.	P563	Bugli F.	P750
Behrens S.	P160	Bonaldi E.	P474	Buitrago A.F.	P253
Belej M.	P472	Bonanni A.	P165	Bujak K.	345
Belli O.	P834	Bonello J.	P179, P267, P470	Buksinska-Lisik M.	P809
Belliato M.	P297	Bonello L.	354	Bulatovic V.	P797
Bellini B.	P793	Bonet G.	P490, P502	Bulugahapitiya S.	P190, P764
Bellone A.	P623	Bonnefoy E.	94	Bulum J.	362
Beltrami A.	428	Bonnefoy-Cudraz E.	354	Burke S.	92
Belyaeva O. D.	P177	Bonomi A.	426, 429, P505	Burko N.	P480, P508
Ben Halima N.	P736	Bonorino J.M.	P554	Burzotta F.	P737, P738
Ben Hlima N.	P830	Bordi L.	P296	Bustea C.M.	P747
Ben-Aicha S.	423			Buszman P.	450, P499
Benedek A.	37				

Chairpersons & Judges / Speakers & Discussants / **Authors**

NAME	PAGE(S)/PROGRAMME NR(S)	NAME	PAGE(S)/PROGRAMME NR(S)	NAME	PAGE(S)/PROGRAMME NR(S)
Buzea C.A.	P111, P730, P731	Cardozo C.M.	P554	Chioncel O.	P578
Caballero Dorta E.	414	Cardozo F.A.M.	421	Chira M.	28
Cabanelas N.	P318	Carlos Cuellas Ramon D.	32	Chitic A.	P816
Cabello A.	P774	Carlos Minguito Carazo D.	32	Chitu I. M.	P571
Cabello Lopez A.	P530, P768	Carmen Garrote Coloma D.R.A.	32	Chitu M.	37, P245
Cabello-Lopez A.	P112, P150, P525	Carmona Carmona J.	P734	Chiuselli G.	P563
Cabeza Lainez P.	P833	Carmona J.	P224	Cho J.M.	P182
Cabral C.O.S.T.A.	P538, P606	Carmona-Carmona J.	676	Choi Y.J.	P801
Cabrera-Borrego E.	35	Caro Codon J.	P565, P657	Christou D.	P556
Cabrera-Ramos M.	351	Caro-Codon J.	350	Chua N.	24, P591, P592, P592, P788
Cabrucchi F.	P563	Carreras J.	P778	Cichocki T.	P134
Cacciavillani L.	P477	Carreras-Mora J.	P258, P777, P780	Cid Alvarez B.	P156
Cacela D.	685	Carrie D.	P811	Cimaglia P.	P155
Cacho-Antonio C.	P220, P220, P220	Carrington M.	418, 84, P125, P153, P221, P222, P249, P250, P466, P533	Cirio E.M.	26, P260
Cacucci M.	P157	Caruana M.	P179	Cirkovic S.	P605
Cader F. A.	P496	Carvalho H.	P254, P559	Claeys M. J.	682, 94, P218, P218
Caeiro D.	P808	Carvalho J.	418, P153, P221	Clark A.	P132
Caetano F.	23, P138, P317, P585, P746, P794	Carvalho K.	P125	Clemmensen P.	P545
Caetano F.A.	21, P132	Carvalho R.	685, 87	Clodi C.	344, P239, P558
Caires G.	P560, P561, P758, P759	Casadei F.	P834	Cobb T.	92
Caires G.C.	P510, P511, P761	Casani L.	423	Cobet V.	P118
Calaf I.	P800	Casanova P.	P282	Cobo M.	P114
Calaf Vall I.	P264, P552	Casas B.	350	Cocco D.	26, P260, P612
Calangea I.	P741	Casas Sanchez B.	P565, P657	Codina Prat M.	P583
Calcagnile C.	P623	Casella G.	94, P174	Colangelo S.	P574
Caldeira D.	P638, P639	Casella I.B.	421	Collado Moreno C.	P170
Caldeira Da Rocha R.	84	Castagna L.	P262	Colman Llamozas R.	P193
Calderaro D.	421	Castella Pericas M.	P199	Colombo A.	P793
Calero Nunez S.	P241, P315, P770, P776	Castellani C.	P806	Colombo C.N.J.	P297
Calero-Nunez S.	P120, P243, P252, P460, P514	Castellanos Alcalde M.	P594	Colombo F.	P574
Calle Perez G.	P170, P208, P284, P549, P620	Castellanos M.	P551	Colson P.	P733
Calvo F.	19, P541, P542	Castillo G.	P825	Colunga S.	P787
Calzolari D.	P790	Castillo L.M.	P253	Comelli C.	P574
Camacho A.	P148, P204	Castillo Pardo L.	P576	Condac C.	P816
Camacho Freire S.	P149, P208	Castillo Sandoval A.	P782	Conde Martel A.	P464, P465
Camilli M.	424, P550, P749	Castrillo C.	P114	Conesa L.	P611
Campana Lazaro M.	P133	Castro R.L.A.	P462	Congia D.	26, P260
Campanile A.	P806	Castro Rodriguez J.	P290	Congo K.	84, P125, P153, P221, P533
Campante F.	P476	Castrodeza J.	22	Conil J.M.	358, P803
Campelo M.	P136	Castro-Ropero M.J.	676	Constan-De-La-Revilla E.	351
Campo G.	P155	Catanoso A.	P157	Conte L.	P632
Campodonico J.	426, 429, P505	Cattaneo M.	422	Conty Cardona D.A.	P817
Camporotondo R.	429, 447, 694, P152, P575	Caunite L.	P593	Cooper R.	92
Campos D.	P452, P461, P494, P656	Cavallini C.	P806	Corbi-Pascual M.	P460
Campos I.	379, 98, P813, P821	Cea Primo D.	P121, P122	Corbi-Pascual M.J.	380, P120, P241, P243, P252, P315, P514, P770, P776
Campos Pareja A. M.	P159	Cecconi M.	P262	Corda M.	26, P260
Canadas L.	P549	Cediel G.	359, 448, P490	Cordero A.	P156
Canadas Pruano D.	P149	Celap I.	P131	Cordero Pereda D.	P594
Canas F.	33, P230, P590	Celinska-Spodar M.	P134	Cordova Soriano J.G.	P241, P770, P776
Candeias Faria D.	689, P183, P184, P197, P318	Cembellin Ramos J.C.	P595	Cordoba-Nielfa M.C.	380
Candido A.	P646	Cepas Guillen P.L.	P126, P210, P659	Cordoba-Soriano J.G.	380, P120, P243, P252, P460, P514
Canepa M.	415	Cequier A.	P251	Cornara S.	429
Cannata F.	P262, P582, P619, P628	Cernea S.	P245	Corrada E.	P262, P582, P619
Cannata F.C.	P660	Cernetti C.	346, P790	Corrada E.C.	P660
Cano Garcia M.	P835	Cernica D.	P626	Correia M.	P519
Cano Nieto J.A.	P641, P824	Cerracchio E.	P795	Cortes Cortes F.J.	P734
Cano-Garcia M.	34, P280, P285, P286, P534, P641	Cesar M.C.	P295, P298, P462, P509	Cortinovis S.	P798
Canovas S.	P611	Cetinarslan O.	P273	Cosentino N.	426, 429, P505
Cantoni S.	422	Champion S.	354	Cossa S.	26, P260
Caporale M.R.	422	Chauca Tapia A.	27, P149, P193, P284, P549, P620, P833, P837	Costa Cabral J.	P463, P752
Cappelletti A.	P541, P542	Cheng Y.M.	P739	Costa L.	P573
Capucci A.	415, 417	Chenu P.	P497	Costa M.	419, P732
Caputo M.	P132	Cherepanova N.	P602	Costa Oliveira C.	379, 98, 98, P813, P821
Caramelli B.	421	Chia Y.W.	P580, P745	Costa R.	P254, P559, P581
Carbonell Prat B.	P266	Chiao Wen L.	24, P591, P592, P592, P788	Costache A.	P816
Cardiologia S.P.C.	418, P125, P222, P250, P533	Chiarito M.	P262, P628	Costache V.	P816
Cardoso A.	P476	Chiarito M.C.	P660	Costelha J.	P581
Cardoso L.	P814	Chichkov Y.U. M.	P769	Cottini M.	P119
		Chichkova M.A.	P769	Cotton J.	P255
		Chin J.	P128, P146, P147, P147, P227, P588	Coussement P.	682, P218
		Chin J.Y.	P801	Coutinho Cruz M.	P229, P570, P640
				Couto C.	P573

Chairpersons & Judges / Speakers & Discussants / **Authors**

NAME	PAGE(S)/PROGRAMME NR(S)	NAME	PAGE(S)/PROGRAMME NR(S)	NAME	PAGE(S)/PROGRAMME NR(S)
Cowie M.R.	P744	De Lio L.	P119	Dimitrova E.	P504, P531, P760
Cozma A.	P747	De Luca L.	P827	Dimopoulos K.	P467
Craus S.	P267	De Martino M.	P563	Dinu S.	P270
Craveiro N.	P225	De Metrio M.	429, P505	Dionisio F.M.	447
Crea F.	424, P165, P550, P643, P749, P750, P795	De Michieli L.	P477	Dioniso F.M.	P152
Cremer O.	356	De Mora Martin M.	99, P627, P641, P824, P835	Distelmaier K.	P516
Cresci M.	P563	De Mora-Martin M.	695, P124, P127, P219, P286, P523, P524, P526, P527, P528, P534, P535, P655	Dive A.	P497
Crescio V.	P575	De Raedt H.	682	Djuzel A.	P131
Crimi G.	447, P773, P775, P827	De Rosa S.	P484	Dobranici M.	P730, P731
Cristina Castrillo C.C.	357	De Servi S.	P827	Dotd K.K.	P765
Cristo Roperio M.J.	P244, P734	De Sousa Bispo J.	P148, P204	Dolgarev I.	P485
Cristobo Sainz P.	P159	Debeljacki D.	P742	Dolotovskaya P.	P181, P479, P767
Crnemarkovic B.	P238, P256, P742	Debono R.	P267	Domingues C.	P814
Crognier L.	P803	Decheva I.	P735	Dominguez-Benito F.	P502
Cruz Ferreira R.	685, 87	Degoricija V.	P131	Donghi V.D.	P660
Cruz I.	85, P180, P625, P629, P639, P838	Dejanovic J.	P453, P742	Dossena C.	P798
Cruz-Ferreira R.	P229, P570, P640	Del Buono M.G.	424, P550, P749	Doyle J.	P132
Cubero J.M.	P159	Del Castillo C.	P210, P659, P825	Draganova A. S.	P177
Cubillos Arango A.M.	P187	Del Castillo Garcia S.	P512, P576	Draxler D.F.	97, P456
Cubillos-Arango A.	360	Del Castillo-Vazquez P.	P777, P778, P780	Du Fay De Lavallaz J.	383, P175
Cucic L.	38	Del Pinto M.	P806	Dubois P.	682, P218
Cuesta Montero P.	P294	Del Prete G.	P612	Dudek D.	450, P499
Cullen L.C.	431	Del Valle Fernandez R.	P223	Dudic J.	38
Cummins S.	36	Delbaere Q.	P302	Duflos C.	P302
Cunha N.	P812	Delcea C.	P111, P270, P271, P730, P731	Duncan A.	23
Cvetkovic A.	P807	Delgado Cruz I. V.	P768	Duplyakov D.	P145, P522, P602
Czajkowska M.	P568	Delgado Prieto J.L.	P641	Duran Crane A.	P253
Czerwinska K.	P257, P809	Delgado V.	P774	Duran-Cambra A.	P258, P566, P777, P778, P780
Da Conceicao Pedro Pais J.A.	P153, P221	Delic Z.	P605	Dushina E.	P203
Dadabayev F.M.	P268	Della Cella Figueredo R.	P554	Dusi V.	694
Daida H.	P154	Delle Karth G.	P468	Dzhioeva O.	P587
D'aiello A.	P165, P750	Dell'era G.	415	Dzhobava E.M.	P603
Daindes T.	P185, P529	Delmas C.	354, 358, P803, P811	Dziekhan D.	P239
Daios S.	P789	Del-Moral-Ronda V.	692	Dziekiewicz M.	P134
Dakota I.	P151	Delon C.	P811	Easa J.	P190
D'amario D.	P643	Demaria R.	P733	Echarte Morales J.C.	P512, P576
Dammassa V.	P297	Demyanov S.V.	684	Ech-Chenbouli A.	P648
Dan G.A.	P111, P730, P731	Denchev S.	P189, P192	Echeverria E.	P577
Dangoisse V.	P497	Denisova T.	P479	Egstrup M.	96
Daniotti A.	346, P790	Denti P.	19	Eha J.	P546, P757
Danny S. S.	P123	Deplano S.	P132	Einhorn-Cohen M.	681
Darabantiu D.A.	P472	Descovich C.	P174	Eissa H.	P743
Darii D.	P497	Destefanis P.	P469	El Ouaddi N.	359, 683
D'ascenzo F.	P773	Devesa C.	P658	El Tahlawi M.	P191
Davarashvili I.	P547	Devesa Cordero C.	P246, P247	Eladaoui A.	P648
David Alonso Rodriguez D.R.	32	Devesa Montero C.	P263	Elbaz M.	354
Davidov S.I.	P482	Devesa-Cordero C.	93, P804	Elghawaby H.	P168, P169
Davies S.	P794	Dharma S.	P151	El-Hamid F.	P516
Davila Ramos M.	P464, P465	Di Matteo A.	P575	Elizaga Corrales J.	P246, P247
Davydkin I.	P145	Di Pasquale G.	P174	Eljaszewicz A.	P178
De Agustin A.	P584	Di Silvestre M.	P599	Elkhashab K.	P772
De Andres Ibanez J.	P294	Dias A.	P808	Elorriaga A.	P551, P621
De Andres J.	P292	Dias V.	P581	Elorriaga Madariaga A.	P228, P548, P583, P594
De Barros E. Silva P.G.M.	P462	Diaz Chiron L.	P283	El-Ouaddi N.	448
De Benito Gonzalez T.	P512	Diaz Contreras M.R.	P652	El-Sabbagh A.	P637
De Campos D.	419, P732	Diaz De La Llera L.	P159	Elshafie S.	P255
De Canniere L.	P497	Diaz Diaz B.	P156	Elvira Ruiz G.	680
De Chiara B.	P834	Diaz Lancha S.	P241, P315, P770, P776	Emelianova A.L.	P482
De Cristofaro R.	P643	Diaz R.	P231, P283	Emilova N.	P189, P192
De Diego O.	359, 448, 683	Diaz-Chiron L.	P828	Enache V.	P310, P311, P312, P647
De Ferrari G.	429, P575	Diaz-Chiron Sanchez L.	P223	Enero-Navajo J.	P241, P315
De Ferrari G.M.	447, 694, P152, P773, P775	Diaz-Lancha S.	P120, P243, P252, P460, P514	Engstroem T.	P545
De La Chica Ruiz-Ruano R.	P756	Dida B.	420	Engstrom T.	96
De La Cuesta Arzamendi F.	P121, P122, P661	Didagelos M.	P293, P304	Erente G.	P474
De La Cuesta Arzamendi F.J.	P115	Didenko D.V.	P781	Erglis A.	P471, P593
De La Fuente L.U.I.S.	P117	Diez-Delhoyo F.	P246, P247	Erlikh A.D.	P201
De La Fuente-Mancera J.C.	P112	Diez-Villanueva P.	100, P212	Ersanli M.K.	P273
De La Hera J.M.	P283	Dikic M.	P536	Escobar Lopez L.E.	P133
De La Morena Valenzuela G.	680	Dimic S.	P238, P256	Escobar Perez V.	P594
De Labriolle A.	P196, P277			Escribano Subias P.	83
De Leo A.	346, P790			Escribano-Alarcon D.	360
				Escudero-Diaz A.	88, P584

Chairpersons & Judges / Speakers & Discussants / **Authors**

NAME	PAGE(S)/PROGRAMME NR(S)	NAME	PAGE(S)/PROGRAMME NR(S)	NAME	PAGE(S)/PROGRAMME NR(S)
Eskola M.	P209	Figueroa A.	P577	Garcia Carreno J.	P246, P247
Estandia Ibaibarriaga U.	P129, P595	Fiini M.	P798	Garcia De Veas J.M.	350
Esteban Lopez De Sa E.L.S.	357	Filippini E.	P174	Garcia De Veas Marquez J.M.	P565, P657
Esteve Pastor M.A.	P187	Florentini M.L.	P152	Garcia Del Egido A.	P162
Evelyn S.	P126	Fiotti N.	428	Garcia Del Rio M.	P734
Evrard P.	682	Firdaus I.	P123	Garcia Gonzalez M.J.	P599
Exposito-Calamardo L.	P120, P514	Firenzuoli T.	P563	Garcia Gonzalez N.	P244
Eyiletan C.	P484	Fischman D.A.V.I.D.	30, 31	Garcia Gutierrez S.	P121, P122
Facila-Rubio L.	360	Fisher R.	21, P138, P317	Garcia Herrera A.N.	P817
Fadil M.	P185, P529, P596	Fitzsimons D.F.	90	Garcia Ibarrondo N.	P548
Faggian G.	P632	Flego D.	P165	Garcia Iglesias D.	P828
Fakher M.	P805	Flores A.Y.	P828	Garcia J.C.	P787
Fakhri Y.	P545	Flores Blanco P.	680	Garcia J.M.	P787
Falconi M.	P609, P630	Flores E.	P126	Garcia Lanzas F.	27, P833, P837
Farcas R.	P555	Flores R.	379	Garcia Lopez M.	P464, P465
Faria A.P.	P560, P561, P758, P759	Flores Vergara G.M.	P512, P576	Garcia Magallon B.	P782
Faria B.	P225, P579	Flores-Umanzor E.	P210	Garcia Martin R.	P314
Faria D.	690, P307	Florez Llano P.	P283, P828	Garcia Quintana A.	414, P464, P465
Faria D.C.	686, P319	Florez N.A.	33, P230	Garcia R.	P114, P309
Faris F.	P168, P169, P235	Fojt A.	P568	Garcia Rubira J.C.	P244, P734
Farre N.	P490	Fonseca Goncalves F. M.	P166, P631	Garcia Sacristan Fernandez J.F.	P241, P315
Farrero-Torres M.	P126	Fontes-Oliveira M.	P581	Garcia Saez D.	22
Farrugia M. J.	P179, P267, P470	Foret F.	P497	Garcia Seoane T.	P244
Favero L.	346, P790	Formiga F.	100, P212	Garcia Vallejo J.M.	P464
Federov A.N.	P492	Forster S.	P516	Garcia-Acuna J.M.	P220, P220, P220
Fedorova S.B.	684	Forti A.	346	Garcia-Bellon A.M.	695, P124, P127, P219, P286, P523, P524, P526, P527, P528, P534, P535, P655
Fele G.S.	26, P260, P612	Fortuni F.	447, P152, P773, P775	Garcia-Carreño J.	P658
Felipe Fernandez Vazquez D.R.	32	Fouda M.	P637	Garcia-Delgado M.	P513
Feoktistova V.	P158	Fountas E.	P139, P589	Garcia-Dorado D.	P163, P218
Ferlini M.	P773, P775	Fracassi F.	424, P749	Garcia-Dorado D.G.D.	P826
Fernandes M.	P579	Franchini M.	P119	Garcia-Garcia C.	359, 448, 683
Fernandes R.	84, P148, P204	Francisco Matias J.L.	P129, P595	Garcia-Gonzalez N.	P224
Fernandez Aviles F.	P247	Franck S.	89	Garcia-Hernando V.	P566
Fernandez De Sanmamed M.	414	Francoz P.	P567	Garcia-Rubira J.C.	676, P224
Fernandez Diaz C.	360, P187, P292, P294	Franeckova J.	412	Garcias Lanzas F.	P284
Fernandez Garda R.	22	Frapier J.M.	P733	Gargus N.	P564
Fernandez H.	P554	Frare A.	P540	Garrido I.	P611
Fernandez Quero M.	P159	Freitas A.	689, P319	Garrote Coloma C.	P162
Fernandez Valledor A.	P266	Freitas A.D.	P560, P561, P758, P759	Gasior M.	345, 450, P499
Fernandez Vazquez F.	P512, P576	Freitas D.F.	P510, P511, P761	Gasparetto N.	346, P790
Fernandez Zamora D.	P824	Friart A.	89	Gatta S.	P825
Fernandez-Aviles Diaz F.	P263	Frias Garcia R.	P211, P316, P633, P634	Gaubert M.	355
Fernandez-Aviles F.	100, 93, P658, P804	Frias R.	P278	Gaudard P.	P733
Fernandez-Martinez J.	P566	Friesgaard K.	430	Gayan J.	P800
Fernandez-Ortiz A.	P498, P537, P584	Frikke-Schmidt R.	381, P489	Gayan Ordas J.	P264, P552
Fernandez-Peregrina E.	P258, P566	Frutos Lopez M.	P159	Gazdic T.	P473, P624
Fernandez-Valledor A.	P210	Frydland M.	343, 348, 356, 381, 382, P248, P489	Gaztanaga Arantzamendi L.	P548
Fernandez-Vazquez F.	P162	Fuensalida A.	P196, P277	Geavlete D.O.	P578
Fernandez-Zamora M.D.	P513	Fuerholz M.	P562	Gegenava M.	P615
Fernando Worner F.W.	357	Fujimoto K.F.	P142	Geigy N.	383
Fernandez-Aviles F.	P246	Fukunaga M.	P495, P500	Gelsomino S.	P563
Ferrante G.	P619	Furman N.	P181, P479, P767	Gemici G.	P276
Ferrario M.	P773	Fusaro M.	P790	Genovese S.	429, P505
Ferraro M.	361	Fuset-Cabanes M.P.	P513, P763	Georges B.	358
Ferraz R.	P614	Gagno G.	428	Georgieva S.	P504, P531, P760
Ferreira A.	P740	Gaitan Roman D.	P627	Georgievskia-Ismael L.J.	P491
Ferreira H.	690, P307	Galante D.	P165	Geppert A.	P642
Ferreira J.	689, 690, P137, P148, P184, P307	Galinskaya V.	P480, P485	Gerbaud E.	354
Ferreira J.B.	686, P319	Galinier M.	P803, P811	Gerke O.	347
Ferreira L.	685, 87, P570	Gallardo-Lopez A.	380	Germanov A. V.	P188
Ferrer Bleda V.	P241, P315, P770, P776	Gallego Sanchez G.	P770	Germanova O. A.	P188
Ferrer Hita J.J.	P599	Gallego-Sanchez G.	P120, P243, P252, P460, P514	Gessner V.	P600
Ferrer M.	359, 683	Galli M.	P643	Gevaert S.	682
Ferrer Massot M.	448	Galvan Roman F.J.	P171	Gheorghe L.	P208
Ferrera C.	88, P584	Galvan Ruiz M.	414, P464, P465	Ghram A.	P544
Ferrer-Bleda V.	P120, P252, P460, P514	Galvan Z.	P621	Giacomelli S.	346
Ferrero M.	P502	Galvan-Roman F.	P557	Giannadaki M.	P789
Ferrero-Gregori A.	P777, P780	Gamal A.	P772	Giannattasio C.	P834
Fessarar S.M.	P607	Garcia A.	361, P746, P794	Giannitsis E.G.	431
Feusette P.	86	Garcia A.	P117, P490, P787	Giatti S.	P632
Feye F.	P497	Garcia Acuna J.M.	P156	Gierlotka M.	450, 86, P178, P499
Fiarresga A.	685			Gil J.	P225, P519
Figuerras J.	P163				

Chairpersons & Judges / Speakers & Discussants / **Authors**

NAME	PAGE(S)/PROGRAMME NR(S)	NAME	PAGE(S)/PROGRAMME NR(S)	NAME	PAGE(S)/PROGRAMME NR(S)
Gilarov M.	P520	Goudev A.	688, P728	Hidalgo R.	P224
Gilyarov M.	P799	Goudis C.H.	P789	Hidalgo Urbano R.	P244, P734
Gilyarova E.	P799	Grand J.	102, 348, 382, P265	Hidalgo-Olivares V.M.	P120, P243
Gimeno Blanes J.R.	680	Gravinese C.	P469	Hidalgo-Urbano R.	676
Giner Crespo-Azorin L.	P292	Grazi M.	P505	Hidalgo-Velastegui M.	P224
Giraldo M.C.	P590	Greenslade J.G.	431	Higuera Sobrino F.	P316
Giraldo-Gonzalez G.C.	33, P230, P590	Grett M.	P600, P607	Hiramori S.	P495, P500
Girardi B.	P798	Grigoriadis S.	P481, P488	Hita A.	P554
Glamocanin D.	P605	Grigorov V.	P504, P531, P760	Hoang H.T.	427, P754, P755
Gloria F.P.B.	P475	Grillo Perez J.J.	P464, P465	Hodas R.	P245, P487, P571
Gnecchi M.	P152, P773, P775	Groba Marco M.	414, P464, P465	Hoefsten D.E.	96
Gocan P.	28, P651	Grunenwald E.	P811	Hogea I.	P730, P731
Goena C.	P114, P309	Grunewald K.	P600	Holmvang L.	353, 381, 96, P248, P489, P545
Goena Vives C.	P115, P121, P122, P129, P133, P314, P595, P661	Gualandro D.M.	421, P462	Holzer M.	344, P239, P558
Goetze J.P.	381, P248	Guardia Martinez P.	P135, P454, P627	Holzknicht M.	P543
Gogu A.	425	Guberna S.	P741	Hoppe U.C.	679
Goldenberg I.	681	Guedes A.	P497	Horvat J.	344
Goliasch G.	P516	Guedes J.P.	P148	Hosseini S.H.	P544
Golubeva A.	P480	Gueladio K.O.N.E.	P635	Hristoskova E.	P735
Gombozhapova A.	P751, P753	Guerra F.	415, 417	Hristov V.	P735
Gomes A.C.	85, P629, P638, P639	Guerreiro R.	418, 84, P222, P225, P250	Hristova G.	P504, P531, P760
Gomes C.	P581	Guerreiro R.A.	P153, P221	Huber K.	97, P455, P456, P642
Gomes S.	P560, P561, P758, P759	Guglielmo M.	426	Hudzik B.	345, P499
Gomez C.	P309	Guimaraes J.P.	P166, P617, P631	Huelsmann M.	P455
Gomez De Diego J.J.	88	Guiomar N.	P808	Huhtala H.	P209
Gomez Escobar L.G.	P253	Guisado Rasco A.	P159	Huizinga T.W.J.	P615
Gomez Gomez P.	P171	Guisela Flores Vergara D.R.A.	32	Hunziker L.	P562
Gomez I.T.Z.I.A.R.	P117	Gumbiene L.	P819	Hurtado Doce A.	22
Gomez Menchero A.	P170	Gurgoglione F.	424, P749	Hutsulyak R.V.	P781
Gomez Molina M.	680	Gurgoglione F.L.	P550	Hvas A.M.	349
Gomez R.	P800	Gurreiro R.	P533	Hyde T.	92
Gomez Ramirez C.	P129, P133, P314, P595	Gusakova A.M.	P457	Hyde-Congo K.	P249, P466
Gomez Varela S.	P133	Gutierrez Alonso L.	P193	Ibarra Gutierrez A.	P129, P133, P595
Gomez-Gomez P.	P557	Gutierrez Barrios A.	P149, P170, P208, P284, P549, P620	Ibrahim G.	P191, P540
Gomis-Coloma D.	692	Gutierrez De La Varga L.	P223, P283, P828	Ibrahim K.S.	24, P591, P592, P592, P788
Goncalves A.	P640	Gutierrez Diez A.	P776	Iglesias Alvarez D.	P156
Goncalves F.	P167, P503, P617, P740, P771, P814, P831, P836	Gutierrez Gomez S.	P115	Iglesias D.	P220
Goncalves I.	P812	Gutierrez Ibanes E.	P246	Iglesias Garriz I.	P162
Goncalves L.	419, P452, P461, P494, P519, P656, P732	Gutierrez-Diez A.	380	Ihlemann N.	P265
Goncalves L.I.N.O.	P771, P814, P836	Habbal R.	P648	Ilhami Y.R.	P185, P529, P596
Goncalves M.	P137	Hajawi O.	P118	Ilhao-Moreira R.	P229, P640
Goncalves M.L.	P463, P752	Hanet C.	P497	Iliescu V.	P578
Goncalves Pereira J.G.	P463, P752	Haq M. M.	P496	Illum C.	102
Gonzalez A.M.	695, P124, P219, P523, P524, P526, P527	Hartono B.	P151	Indolfi C.	P484
Gonzalez Cortes C.	P162	Hasanov H.R.	P769	Iniesta A.M.	350
Gonzalez Fernandez O.	P565, P657	Hashimoto S.	P195	Iniesta Manjavacas A.	P565, P657
Gonzalez Juanatey J.R.	P156	Hassager C.	102, 343, 348, 349, 353, 356, 381, 382, 96, P248, P265, P489	Intxausti J.J.	P114
Gonzalez Lozano J.	P135, P454	Hassan H.	P299	Ionel C.	P838
Gonzalez M.	683	Hata T.	P195, P281	Iotti G.	P575
Gonzalez O.	350	Haugaard S.F.	349	Iotti G.A.	P297
Gonzalez-Camacho L.	35, 693	Haworth P.	P299	Irmalita I.	P123
Gonzalez-Del-Hoyo M.I.	P502	Hayrapetyan H. G.	P206	Ishihara M.I.	P142
Gonzalez-Ferrero T.	P220, P220, P220	Hector Bueno H.B.	357	Ishraquzzaman M.	P242
Gonzalez-Gonzalez A.M.	P127, P286, P528, P534, P535, P655	Heinz G.	97, P455, P456	Iskandarsyah K.	P151
Gonzalez-Juanatey J.R.	P220, P220, P220	Hengstenberg C.	P516	Isnaniyah H.	P151
Gonzalez-Pacheco H.	P112	Henninger B.	P543	Iso T.	P154
Gonzalez-Salvado V.	100, P212	Henriksen F.L.	347	Ito N.	P495, P500
Gopar Nieto G.	P768	Henriques J.P.S.	356	Ito S.	P495, P500
Gopar Nieto R.	P150, P525, P530, P820	Henry P.	354	Ito T.	P458
Gopar R.	P774	Herdanto D. Y.	P123	Ivanov I.	P453
Gopar-Nieto R.	P112	Heredia Lacasa E.	P282	Ivanova A.I.	P735
Gordeeva M.A.	P482	Hernandez C.	P117, P464, P465	Ivantsov E.N.	P164, P164
Gordillo-Brenes A.	P763	Hernandez J.	P800	Ivey-Miranda B.	P126
Gorea Stanescu A.	P296	Hernandez I.	P784	Izaga Torralba E.	P284
Gori T.	P654	Hernandez Jimenez S.	P264, P552	Izagirre Yarla A.	P121
Goriani A.	P497	Hernandez Marti I.	P283	Izhakov E.L.E.N.A.	P214
Gotcheva N.	P504, P531, P760	Hernandez-Vaquero D.	P299	Izquierdo A.	P224, P251
		Heyes J.	428	Izquierdo-Bajo A.	676
		Hiczkiewicz J.	P499	Jacevicius P.	P818, P819
		Hidalgo Olivares V.M.	P241, P315	Jacob J.	P212
				Jahan I.	P242
				Jain A.	29, 449, P556, P564

Chairpersons & Judges / Speakers & Discussants / **Authors**

NAME	PAGE(S)/PROGRAMME NR(S)	NAME	PAGE(S)/PROGRAMME NR(S)	NAME	PAGE(S)/PROGRAMME NR(S)
Jamel A.	P736	Kalmanovich E.	P733	Konopka A.	P134
Jamel A.	P830	Kamal M.A.	P805	Konstantinova E.	P520
Jangaard L.S.	347	Kamceva G.	P491	Konttila K.	P209
Jankovic J.	P785, P797	Kaminski K.	P178	Kopanska A.	92
Jankowski P.	450	Kanellos I.	P789	Kopytsya M.P.	P176
Jaouadi A.	P736	Kang K.W.	P801	Kordic K.	P131
Jaouadi A.	P830	Kanic V.	P515	Korodi S.	425, P487, P626
Jara Rubio R.	P611	Kanyep N.	691	Korodi S.Z.	P571
Jarakovic M.	P238, P256, P742	Karadzova P.	P735	Kosmachova E.D.	P517, P518, P779, P783
Jaramillo V.	378, P556	Karantajers M.	P471, P593	Kostenko V.A.	P492
Jarvela K.	P209	Karasek J.	P240	Kostic J.	P649
Jaumdally R.	P255	Karhunen P.	P209	Kostousova A.I.	P486
Javier Borrego Rodriguez D.	32	Karvounis C.H.	P293, P304	Kostova E.	P504, P531, P760
Javier Elola J.E.	357	Kasim S.	24, P591, P592, P592, P788	Kotlar I.	91, P762
Javier Gualis Cardona D.R.	32	Kasouridis I.	P140	Kovacevic M.	P238, P256, P742
Javier Segovia J.S.	357	Kastel B.	P213	Kovacheska Bashuroska E.	P261
Jaworska M.	P815	Kastratovic D.	P807	Kovacs I.	37
Jenab Y.	P544	Kastrup J.	P545	Kovalchuk E.	P786
Jensen L.O.	353, 381, P248, P489	Kautzner J.	412	Kowalczyk J.	P567
Jeppesen A.N.	349	Kazimierczyk E.	P178	Kowalik R.	P568
Jeronimo-Baza A.	88	Kazimierczyk R.	P178	Krajnc I.	P515
Jesus I.	P148, P204	Kazmierczak J.	450	Krastev B.	P728
Jeva F.	447, P775	Kciku G.	P607	Krause S.	P554
Jimenez Diaz J.	P316	Kedev S.	P491, P762	Kremis E.	P568
Jimenez Lopez-Guarch C.	83	Keil C.	P468	Kretzschmar D.	679
Jimenez Martinez M.E.	P782	Keller D.	383	Krishnathasan K.	P467
Jimenez Melo O.	P282	Kempny A.	P467	Kristo D.	P293, P304
Jimenez Mena M.	P784	Khajjarern S.	20	Krivoshapova K.	P303, P305
Jimenez Navarro M.F.	P280	Khaled A.	P637	Krljanac G.	38, P213
Jimenez Rubio C.	P124, P524	Khasanov N.R.	P164, P164	Krog S.M.	96
Jimenez-Bello J.	692	Khogali S.	P255	Kruchinkina E.V.	P457
Jimenez-Fernandez M.	35	Khokhar A.	P467	Kruchinova S.	P518, P783
Jimenez-Jaimez J.	351, 693	Khokhulunov S.	P602	Kruchinova S.V.	P517, P779, P783
Jimenez-Mazuecos J.M.	380, P243	Kholeif M.	P604	Krychtiuk K.A.	97, P455, P456
Jimenez-Navarro M.	693	Khoury S.H.A.F.I.K.	P217	Krzesinski P.	P257, P809
Jirak P.	679	Khromova A.	P508	Ku Y.H.	P144
Joao I.	P172, P507, P625, P638, P639, P838	Killat H.	P654	Kubica J.	450
Joergensen G.	347	Kim C.J.K.	P182	Kucap M.	345
Johansson P. I.	343	Kim W.H.	P801	Kucukoglu M.S.	P272, P273, P274
Jones D. A.	29, 449	Kimura K.K.	P142	Kuliczowski W.	P499
Jonsson M.	352	Kinova E.	688, P728	Kulkova T.	P729
Jordan-Jimenez L.	P763	Kinsara A. J.	P604	Kupriyanova S.	P480, P485
Jordan-Martinez L.	351, 693	Kirkegaard H.	349	Kurhan T.V.	P781
Jorge Perez P.	P599	Kiselev A.	P522	Kusmierczyk M.	P134
Jose C Sanchez Salado J.C.S.S.	357	Kislukhin T.	P522	Kuzin M.	P134
Josiassen J.	353, P248	Kitanoski D.	P491	Kvasova O.	P539
Jovanoski J.	P261	Kitbalyan A.A.	427, P754, P755	Kwasiborski P.J.	P257, P809
Jovanoski M.	P762	Kjaergaard B.	95	Kwok C.H.U.N. S.	30, 31
Jovanovic V.	P649	Kjaergaard J.	102, 348, 349, 381, 382, 96, P265, P489	Kzhyskowska J.	P753
Joy G.	P743	Kjaeva S.	91, P762	La Fleur P.H.I.L.L.I.P.	P268, P796
Jozic T.	P785, P797	Klapfer M.	P543	La Rosa G.	P795
Juarez Fernandez M.	P246, P247, P263	Klein A.	P489	La Rosa Salaberry M.	P554
Juarez-Fernandez M.	93, P658, P804	Klissurski M.	P613	La Vecchia C.	422
Juknevičius V.	P493, P506, P766	Klug G.	P543	Labata C.	359, 448, 683
Juliard J.M.	691	Klys J.	P567	Lacraru A.E.	P741
Julio Cesar Echarte Morales D.	32	Knight C.	29, 449, 449	Ladefoged S.A.	678
Jun S. J.	P144	Kobalava Z.	P113	Ladny J.	450
Jung C.	679	Kobalava Z.H.D.	427, P754, P755	Lafuente E.	P573
Jung K.T.	P801	Koeber L.	P545	Lafuente-Gormaz C.	P243
Junquera Vega L.	P828	Koehlin L.	383, P175	Lahoud P.	P289
Jurado Roman A.	P196, P198, P211, P277, P278, P288, P633, P634	Koehlin L.K.	431	Lai Chin Kon D.	P792
Jurin H.	362	Kofman N.A.T.A.L.I.	P216	Laimoud M.	P168, P169, P235
Juzar D. A.	P123	Koivula K.	P209	Lairez O.	P811
Kabir T.	22	Kokorin V.	P145	Lamblin N.	354
Kachi Ugoani Elisabeth E.L.I.	P635	Koller L.	P516	Landolina M.	P157
Kaergaard J.	343	Kolodina D. A.	P177	Landoni G.	19
Kagase A.	P458	Kolsut P.	P134	Langrish C.	P132
Kaiafa G.	P789	Koltowski L.	P568	Lanza D.	P632
Kaier T.	678	Komarova M.	P522	Lara Garcia C.	P135, P219
Kalarus Z.	P567	Komiyama N.K.	P597	Lara Padron A.	P464, P465
Kalaydjiev P.	P728	Komnenovic S.	P649	Lareo A.	83
Kaledin A.	P205	Komarovskiy R.	P791	Lareo Vicente A.	P171
		Kompara G.	P515	Lareo-Vicente A.	P557
				Larrea Egurbide J.F.	P129, P595

Chairpersons & Judges / Speakers & Discussants / **Authors**

NAME	PAGE(S)/PROGRAMME NR(S)	NAME	PAGE(S)/PROGRAMME NR(S)	NAME	PAGE(S)/PROGRAMME NR(S)
Lasica R.	P213	Lopez-Palop R.	100	Marber M.	678
Lassen J.F.	96, P265	Lopez-Sendon J.L.	350, P565, P657	Marcantoni L.	P632
Latour-Perez J.	P513, P763	Lopez-Sobrinho T.	P210, P659	Marcheix B.	358, P803, P811
Laucevicius A.	P823	Lopez-Valero L.	692	Marchwinski L.	P653
Lauri G.	426, P505	Lorente V.	P212, P251	Marcondes-Braga F.G.	421
Lavanco V.L.	P660	Lorenzo B.	P224	Marek T.	P473, P624
Lazar L.	425	Lorenzo Lopez B.	P244	Marenzi G.	426, 429, P505
Lazarev P.V.	427, P754, P755	Lorenzo-Lopez B.	676	Margolis G.I.L.A.D.	P216, P217
Lazareva E.	P479	Lourenco A.	P579	Margonato A.	P541, P542, P793
Le V.K.	P609, P630	Lourenco C.	419, P494, P656, P732	Marin F.	P212
Leal T.C.A.T.	P295, P298, P462, P509	Lova Navarro A.	680	Marinho V.	P771, P814, P836
Lediakhova M.V.	413, P109, P110	Lovric D.	362	Marini A.	P612
Lee K.J.	P144	Lozano F.	P196, P277	Marino M.	P157, P775, P827
Lefter A.	P731	Lozano I.	P787	Markov V.A.	684, P483
Leithold B. G.	680	Lozano Ruiz Poveda F.	P211, P278	Marmelo B.	P519
Lejsek J.	P240	Lozano Ruiz-Poveda F.	P198, P288, P633, P634	Marona M.	P134
Lencastre L.	P579	Lubiantoro U.	P151	Marques A.	85, P172, P180, P225, P507, P629, P638, P639, P829
Lenz M.	97, P455, P456	Luboyatnikova E.	P522	Marques F.	98, 98
Leon Agüero V.	P828	Lucci C.	P165, P750	Marques J.	379, P813, P821
Leon V.	P283	Luccia N.	421	Marques L.	P573, P618
Leonardi S.	447, P152, P773, P775, P827	Luciano A.	P469	Marques M.	P137
Leone A.	89, P795	Lui A.	P556	Marques N.	P148, P204, P225
Leonova I. A.	P158, P186, P205	Lukic Otanovic A.	P282	Marson F.	346
Lepkov S.V.	P603	Luna-Carrera M.J.	P112	Marta Ruiz Lera M.R.L.R.	357
Lettieri C.	P827	Lupon J.	359	Martin Asenjo R.	P171
Lettino M.	P827	Luque Lezcano O.	P314	Martin Asenjo R.	83
Leurent G.	354	Luque M.	P825	Martin Cabeza M.M.	P599
Levy B.	354	Luque T.	88	Martin I.	P658
Lezcano Pertejo C.	P512, P576	Luz A.	P254, P559	Martin Lopez A.	P129
Lj K.F.C.	P745	Lyalina V.	P587	Martin Lorenzo P.	414
Lichtenauer M.	679	Lyhne M.D.	95	Martin Sanchez J.M.	431
Lidon R.M.	P163	Lysens De Oliveira E Silva J.	682	Martin-Asenjo R.	P557
Lidon R.M.L.	P826	Maca A.	P471, P593	Martinez Amezcua P.	P530
Linares R.	P787	Macias-Ruiz R.	351	Martinez Del Rio J.	P316, P633, P634
Linares Vicente J.A.	P282	Maciel M. J.	P618	Martinez Fernandez L.	P828
Lindahl B.L.	431	Maciel M.J.	P136	Martinez I.	P224
Lindholm M.G.	102, 381, 96, P265, P489	Mada R.	28	Martinez L.A.	350
Lindsay S.	P764	Madeira F.	689, P318	Martinez Leon A.	P283, P828
Linsalata S.	P541, P542	Madronea-Jimenez L.M.	676	Martinez Losas P.	P565, P657
Lipatova T.	P767	Maestro-Benedicto A.	P566	Martinez M.	P774
Lisiak M.H.	101	Magamedkerimova F.A.	P164, P164	Martinez Martin L.	P565, P657
Liuzzo G.	P165, P750	Magno P.	P183, P197	Martinez P.	P774
Lixi G.	26, P260, P612	Mahadevan K.	P299	Martinez Ramos M.	P530, P768
Ljubas Macek J.	362	Mahia P.	P584	Martinez Ramos Mendez M.	P525
Llano M.	P114	Mahmoud A.	P564	Martinez Rodriguez G.	P196, P277
Llanos Guerrero C.	P241, P770	Mahmoud H.	P637	Martinez S.	30, 31
Llanos-Guerrero C.	P252, P460	Mahtta D.	378, P556	Martinez Selles M.	P247
Llao I.	P251	Mahtta M.	P564	Martinez Vives P.	P498, P537
Llao J. I.	P212	Maier B.	P160	Martinez-Amezcuca P.	P112, P150, P525
Lluis I.	P114, P309	Maikov V.V.	427, P755, P754	Martinez-Gutierrez J.	P112
Lluis Serret I.	P314	Maiz O.	P114	Martinez-Losas P.	P498, P537
Loaisiga A. E.	P530, P768, P820	Malagon Lopez L.	P817	Martinez-Rios M.A.	P112
Loaisiga A.E.	P774	Malakos J.	P139, P589	Martinez-Sanchez C.	P112
Loaisiga-Saenz A.E.	P525	Malik F.	P242	Martinez-Selles D'oliveira Soares M.	P263
Lodigiani C.	P582	Malinova L.	P181, P479, P767	Martinez-Selles M.	100, 93, P155, P212, P246, P658, P804
Loi B.	P612	Malvar Goncalves L.	P538, P606	Martini C.	P750
Lombardi F.	422	Maly I.	P473	Martino E.D.	P554
Lopes J.	419, P452, P461, P656, P732	Maly J.	P473, P624	Martins C.	85, P172, P507
Lopes J.G.	P494	Mamas M.	30, 31	Martins D.	P614
Lopes R.	P462	Mamoud A.	P556	Martins J.	P255, P813
Lopez Cuenca A.A.	680	Manca P.	P260	Martins R.	P836
Lopez De Sa E.	350, P565, P657	Mancini R.	P174	Martin-Sanchez J.	383
Lopez Fernandez A.	P756	Mancisidor Urizar M.	P135	Martire P.	P790
Lopez J.A.V.I.E.R.	P117	Manconi M.	26, P612	Martiskainen M.	P209
Lopez Lluva M.T.	P196, P198, P211, P277, P278, P288, P633	Manole S.	28	Marton E.	P296
Lopez Neyra I.	P770, P776	Manoleasa S.	P600, P607	Maseda R.	P278
Lopez Perez M.	414	Manowska B.	P815	Maseda Uriza R.	P211, P316, P633, P634
Lopez Sobrinho T.	P162, P199, P266	Manuel Martinez-Selles M.M.S.	357	Masenko V.	P729
Lopez Vega J.M.	P464, P465	Manukyan S.	P268, P796	Masenko V.P.	413, P109, P110
Lopez-Neyra I.	P252, P460, P514	Manzano Fernandez S.	680	Mateev H.	P504, P531, P760
		Marana I.	P505	Mateo E.	P292
		Marandi T.	P546, P757		
		Marangoni E.	P798		

Chairpersons & Judges / Speakers & Discussants / **Authors**

NAME	PAGE(S)/PROGRAMME NR(S)	NAME	PAGE(S)/PROGRAMME NR(S)	NAME	PAGE(S)/PROGRAMME NR(S)
Mateo Rodriguez E.	P294	Minden H.	P160	Moreira D.	P606
Mateos Gaitan R.	P263	Minguito Carazo C.	P512, P576	Moreira J.I.	P166, P167, P503, P617, P631, P740, P831
Mateus P.S.	P166, P167, P503, P631	Minniti G.	346	Moreira R.	P579
Mathur A.	29, 449	Minushkina L.	P769	Morel O.	354
Matic D.	P536	Minville V.	358, P803	Morell-Cabedo S.	P187
Matic G.	P785, P797	Mirabet S.	P658	Morell-Jofresa S.	360
Matrosova I.	P203, P508	Miralles A.	P251	Moreno Pachon J.	P292, P294
Matta G.	26, P260, P612	Miranda Bacallado J.	P599	Moreno Reig A.	P633, P634
Matute Blanco L.	P264, P552	Miranda H.	P128, P146, P147, P227, P476, P588, P646	Moreo A.	P834
Matute L.	P800	Miranda R.	P629	Moretti F.	447, P775
Maury P.	P803	Miro O.	383	Morgado G.	85
Mayr A.	P543	Miro O.M.	431	Morici M.	416
Maznev D.	P205	Mirzakarimov K.H.	P202	Morici N.	422
Mazoterias Munoz V.	P316	Misailovski M.	P762	Morillas Bueno M.	P122
Mbala D. C.	P808	Mitrovic N.	P785, P797	Moris C.	P231, P236
Mcgowan I.W.	90	Mitrovic P.	P785, P797, P807	Moris De La Tassa C.	P223, P283, P828
Mclaughlin D.F.	90	Miyamoto Y.M.	P142	Moron Alguacil A.	P316, P633, P634
Mclaughlin E.M.	90	Mizuguchi Y.	P195, P281	Morosin M.	361, P132, P585, P746, P794
Md Minhaj A.	P232, P233	Mizuno A.M.	P597	Mota T.	P148, P204
Md Razi A.B.	24, P591, P592, P592, P788	Mo S.	P739	Moteea S.	P190, P764
Meani P.	416, 422	Moat N.	23	Moun E.V.	P796
Mebrate Y.	361	Mochula A.V.	684	Mourad M.	P733
Medeiros P.	379, 98, 98	Mochula O.V.	684, P483	Moz M.	P167, P503, P617, P740, P831
Medina Gil J.M.	414, P464, P465	Mockel M.	P493	Mrdovic I.	38, P213
Medina Suarez J.M.	414, P464	Modas-Daniel P.	P570	Mueller C.	383, P175
Mednieks J.	P471, P593	Moeller J.E.	353, 356, 381, P248, P489	Mueller C.M.	431
Medovchshikov V.	P113	Moeller-Helgestad O.	P489	Mueller M.	P239
Meemook K.	20	Moeller-Helgestad O.K.	353, 381, P248	Muenzel T.	P654
Meier P.	23	Mohamed M.S.A.	P259	Mufti A.	P604
Melchiori R.	P554	Moise A.	P730	Muksinova M.	P520
Melehi-El-Assali D.	380	Mojoli F.	P297	Mullova I.	P602
Melenovsky V.	412	Mok K.H.	P745	Munarriz Arizcuren A.	P817
Melillo F.	P793	Mokbel M.	P816	Munir S.	P255
Melis M.	26, P260	Molina Martin De Nicolas J.	P196	Munoz Franco F.M.	680
Melnic T.	P816	Molina Martin De Nicolas J.M.	P277	Munoz Garcia M.	P633, P634
Mencarelli E.	P795	Molina-Navarro E.	35	Munoz Jimenez L.D.	34, P285
Mendes M.	P137	Moliner-Abos C.	P566	Muradova L.	P520
Mendez Vargas C.	P599	Moltrasio M.	426, 429, P505	Murase S.	P458
Mendez-Santos I.	676	Moniuszko M.	P178	Murata A.	P458
Mendez-Z F.	P658	Moniz Mendonca F.M.	P510, P511, P761	Murenko I.A.	P781
Mendieta Badimon L.G.	423	Montalto C.	447, P775	Muresan L.	P651
Mendonca F.V.	P560, P561, P758, P759	Monteiro J. J. C.	P617	Murtagh E.	36
Mendonca T.	685, P640	Monteiro J. P.	P614	Musca A.	P651
Mendoza Cuartero P.	P548, P583	Monteiro J.J.	P166, P631	Musca F.	P834
Mendoza Cuartero P.M.	P228, P594	Monteiro J.M.	P510, P511, P761	Musikhina N.A.	P486
Mendoza P.	P551, P621	Monteiro J.P.	P560, P561, P758, P759	Musumeci G.	P827
Menendez Suarez P.	P512, P576	Monteiro S.	P771, P814, P836	Myftiu S.	420
Menezes M.	P812	Montero Cabezas J.M.	P196, P277	Mylotte D.	30
Merai I.A.	427, P754, P755	Montero Gaspar M.A.	P633, P634	Nadar S.K.	P644
Mercier G.	P302	Montero Gato V.	P129, P595	Nadolny K.	345
Mesquita D.	P588, P646	Montero S.	P258, P566	Nagaraja V.	30, 31
Mester A.	37, P487	Montero-Aradas S.	P777, P778, P780	Naik D.	P564
Metzler B.	P543	Montero-Cabezas J.M.	83	Naing K.	P792
Meucci M.C.	424, P550, P749	Montes Orbe P.M.	P133	Naji F.H.	P515
Mewton N.	P218	Montone R.A.	424, P550, P749	Najme Khir R.	24, P591, P592, P592, P788
Meyer M. A. S.	343	Montorfano M.	P793	Nakajima S.	P195, P281
Micallef E.	P179	Moosai S.	P132	Nakama Y.N.	P142
Mickley H.	347	Mora G.	P650	Nakamura D.	P295, P298, P509
Miguel Rodriguez Santamarta D.	32	Mora Robles J.	99	Nakao K.N.	P142
Mikkelsen J.	P209	Moraes N.M.	P462	Nascimento F.	378
Mikolajczyk R.	P815	Morais C.	686, 689, 690, P183, P184, P197, P307, P318, P319	Naseva E.	P504, P531, P760
Mila L.	P163, P826	Morais J.	P319	Nasrin S.	P496
Milacic B.	P261	Morales Gonzalez J.	414	Natividad Andres M.E.	P129, P133, P595
Milasinovic D.	P536	Moran J.	P234	Natividad Andres R.	P129, P133, P314, P595
Milazzo V.	426, 429, P505	Morandini E.	P497	Natividad R.	P309
Milicic D.	362	Morariu M.	P487, P626	Navarrete Espinosa I.	P627
Millan Gomez M.	P280	Morawiec B.	383	Navarrete Espinosa M.I.	99, P135, P454, P824, P835
Miller P.W.	90	Morawiec B.M.	431	Navarro Cuartero J.	P770, P776
Milosevic A.	P536	Moreira D.	P519, P538	Navarro Echeverria A.M.	P817
Mimbrero Guillamon M.	P266			Navarro-Cuartero J.	P120, P243, P252, P514
Mimoso J.	P148, P204				
Mimoso J.M.	P204				

Chairpersons & Judges / Speakers & Discussants / **Authors**

NAME	PAGE(S)/PROGRAMME NR(S)	NAME	PAGE(S)/PROGRAMME NR(S)	NAME	PAGE(S)/PROGRAMME NR(S)
Navarro-Cuartero J.G.	P460	Oliveras T.	359, 448, 683	Pecoraro A.	P174
Navickas G.	P200	Oltrona L.	447, P152	Pedersen C.K.	430, 678, P765
Nechita A.C.	P270, P271, P310, P311, P312, P647	Oltrona Visconti L.	694, P773, P775	Pedicino D.	P165, P750, P795
Negreira Caamano M.	P633	Onder O.	P274	Peichl P.	412
Negreira Camaano M.A.	P634	Onel M.	P555	Peiro Ibanez O.M.	P490
Nestelberger T.	383, 431, P175	Opincariu D.	425, P296, P487, P626	Peiro O.M.	P502
Nesterov A.	P520	Opincariu D.E.	P300, P571	Pellegrino M.	P582, P628
Neto A.	P573, P618	Opolski G.	P568	Peller M.	P568
Neto M.	P560, P561, P758, P759	Oppizzi M.	19, P541, P542	Pena Ortega P.	414
Neto M.N.	P510, P511, P761	Orazio S.	346	Pena-Mellado J.	35
Netuka I.	P624	Ordonez-Llanos J.	P490	Pereira A.	P560, P561, P758, P759
Nevado Aranda M.C.	448	Orihuela Martin J.	P465	Pereira A.R.	85, P172, P180, P225, P507, P629, P638, P639, P829, P838
Neverauskaite Piliponiene G.	P818, P819, P823	Oriol Alegre O.A.	357	Pereira D.H.	P560, P561, P758, P759
Neves D.	84, P153, P221	Orive Melero L.	P133	Pereira H.	85, P172, P180, P507, P625, P629, P638, P639, P829, P838
Neves J.P.	P137	Orlov D.	P587	Pereira J. G.	P538, P606
Neves S.	98, 98	Orozco D.	P825	Pereira L.	P838
Ng S.	P580	Ortiz D.	P251	Pereira R.	P614
Ngampongpan W.	20	Ortiz J.T.	P210, P659	Pereira V.H.	98, 98, P821
Niccoli G.	424, P165, P550, P749, P750, P795	Ortiz Perez J.T.	P199, P266	Pereira-Da-Silva T.	685
Niculescu L.	P730, P731	Osadchiy I.	P522	Pereyra Acha E.	P264, P552
Nielsen-Kudsk J.E.	95	Osadchuk M.A.	P482	Pereyra E.	P800
Niemela K.	P209	Ostrowski S. R.	343	Perez Asensio A.	P171
Niessner A.	97, P516	Otaegui I.	P163	Perez Diaz P.	P211, P316, P633, P634
Nigro G.	415	Ouweneel D.	356	Perez Garcia P.	P129, P595
Nikitin I.G.	P603	Ovize M.	P218	Perez Nogales E.	414
Nikolaou N.	94	Owais D.	22	Perez P.	P278
Nikolic Heitzler V.	P131	Ozaki Y.O.	P142	Perez Ramirez A.	P464, P465
Nikus K.	P209	Ozkan A.	P273	Perez Ruiz J.M.	P641
Nishimura K.N.	P142	Paar V.	679	Perez Vilares J.M.	P652
Nishio R.	P154	Pablo-Cardenas J.	692	Perez Villardon B.	P523
Noguchi T.N.	P142	Padadopoulos F.	P132	Perez-Asensio A.	P557
Nolan J.I.M.	30, 31	Padoan L.	428	Perez-Poza M.	P220, P220, P220
Nombela L.	P584	Padron Encalada R.	P223, P283, P828	Perez-Rodriguez M.A.	P502
Nomura C.H.	P295, P298, P509	Padron R.	P231, P236	Perez-Villa F.	P126
Noriega F.J.	88, P584	Padzheva T.M.	P603	Perez-Vizcayno M.J.	P498, P537
Not T.	428	Pais J.	418, 84, P125, P222, P249, P250, P466, P533, P625, P838	Pertejo-Manzano L.	351, 693
Noussan P.	P574, P623	Pajes N.I.	P475	Petelina T.	P486
Noval Morillas I.	27, P149, P170, P193, P208, P284, P549, P620, P833, P837	Palacios Echavarren C.	P162, P512, P576	Petersen J.	P564
Novikova N.	P799	Paladin A.	P797	Petitti E.	P623
Novotni G.	91	Palanca-Gil V.	692	Petracci B.	694
Nuche Berenguer J.	83	Palau-Vendrell A.	P212	Petrilli G.	P632
Nuding S.	679	Paldino A.	428	Petrosyan H.H.	P206
Nuernberg M.	P642	Paljoskovska-Jordanova S.	91, P762	Petrov I.	P613
Nuernberger A.	344, P239, P558	Palmisano P.	415	Petrov P.	P735
Nugrohwati L.	P151	Palomino Luque P.	P135	Petrova I.	P504, P531, P760
Nunes A.	P136	Pamies J.	P658	Petrova V.	P186, P186
Nunes Ferreira A. M.	P812	Pamies-Besora J.	P566	Petrovic M.	P238, P256, P742
Nunes L.	P519	Pani A.	26, P260	Petterson Meyer A. S.	343
Nunez Iniguez A.	P133	Panico C.P.	P660	Petyunina O.V.	P176
Nyulas T.	P296, P300	Pankiewicz B.	P653	Pezza L.	447, P775
Oaldje L.S.	P238, P256	Pantano P.	P790	Piackova E.	P642
Oblavatsky D.	P158	Panzavolta R.	P632	Picariello C.	P632
Obling L.	102, P265	Pappalardo F.	19, 416, P541, P542	Picarra B.	418, 84, P125, P153, P221, P222, P249, P250, P466, P533
Occhetta E.	415	Pariggiano I.	P163	Piccari R.	P119
Occhi L.	P834	Park S.H.	P801	Piccone Saponara L.G.	P782
Ochiumi Y.	P458	Parra P.	P825	Pilichou K.	P654
Ogawa H.O.	P142	Pasalic M.	362	Pineda V.	P163
Ogita M.	P154	Pascual Calleja I.	P223, P828	Pinho P.	P573
Ogita M.O.	P142	Pascual Figal D.A.	680	Pinho T.	P136
Ogurkova O.N.	P457	Pascual I.	P231, P236, P283	Pini D.	P262, P582
Olaya A.	P650	Pascual Jo.	P746	Pinto F.	P812
Oleinikov V.	P480, P485, P508, P539	Passariello M.	P611	Pinto P.	P573, P618
Oleksiak A.	P134	Pastor F.	P117	Piqueras Flores J.	P211, P316
Oliva F.	416, 422	Pastor G.E.M.A.	P117	Piqueras J.	P278
Oliveira I.	P573	Pastor Pueyo P.	P264, P552, P784, P800	Pires I.	P538, P606
Oliveira Jr M. T.	P462	Patel B.	21, P138	Pires M. I.	P463, P752
Oliveira Jr M.T.	P295, P298, P509	Patel M.	92	Pires Rodrigues C.	379, 98, 98
Oliveira M.	P254, P559	Patricio L.	685	Pisano E.	P165, P750
Oliveira M.T.	421	Patricio M.	P475	Pistulli R.	679
		Paula Menendez Suarez D.	32	Pivovarova L.P.	P492
		Pavlov M.	P131		
		Pavlova T.	P602		

Chairpersons & Judges / Speakers & Discussants / **Authors**

NAME	PAGE(S)/PROGRAMME NR(S)	NAME	PAGE(S)/PROGRAMME NR(S)	NAME	PAGE(S)/PROGRAMME NR(S)
Pizarro C.	P577	Radwan W.A.	P805	Ringh M.	352
Plaza Martin M.	P784	Raeva V.	P613	Rinuncini M.	P632
Ploesteanu R. L.	P270, P271	Raff S.A.	P517, P518, P779	Rivas Clemente F.	P171
Pocesta B.	P491	Ragab T.	P772	Rivas-Clemente F.	P557
Pohls R.	P774	Raineri C.	P575	Rivera-Fernandez R.	351, 693
Pohls Vazquez R.	P530, P768	Raisaro A.	P152, P773	Rivera-Lopez R.	35, 351, 693, P513, P763
Pohls-Vazquez R.	P525	Rajic D.	P213, P785, P797	Rivero Lezcano O.	P162
Polasek R.	P240	Ramalho A.N.A.	P836	Robin G.	P811
Polyakova E. A.	P177	Ramirez C.	P825	Robu M.	P578
Ponikowski P.	450	Ramirez Guijarro C.	P770, P776	Roccasalva F.	P262
Pontes Dos Santos R.	P573	Ramirez-Guijarro C.	P120, P243, P252, P460, P514	Rochitte C.E.	P295, P298, P509
Pontes Santos R.	P225	Ramirez-Hernandez J.A.	35	Rodean I.-P.	425
Pontone G.	426	Ramirez-Marrero M.A.	695, P526, P527, P528, P534, P535, P655	Rodionova V.	P522
Ponzo M.	P750	Ramos Jimenez J.	P784	Rodrigo Carbonero D.	P129, P133, P595
Popescu M.I.	P308, P747	Ramos R.	685	Rodrigo D.	P309
Pop-Moldovan A.	P472, P555	Ramos-Martin L.	676	Rodrigo Estevez Loureiro D.	32
Popov T.	P256	Ramos-Martinez R.	P120, P514	Rodrigues A.	P808
Poppe M.	344, P239, P558	Rangel I.	P172, P507	Rodrigues B.	P606
Porcu M.	26, P260	Raoui J.	P635	Rodrigues I.	685
Pordzik J.	P484	Rasmin R.	P151	Rodrigues R.	P560, P561, P758, P759
Porres Aracama J.M.	P314	Rasmussen M.B.	678	Rodrigues R.R.	P510, P511, P761
Porterie J.	358, P803	Rasputina L.V.	P781	Rodrigues T.	P812
Portero Portaz J.J.	P241, P243, P770, P776	Rat N.	425, P245, P296, P300, P487, P571	Rodriguez Gonzalez M.	P577
Portero-Portaz J.	P252	Rathod K. S.	29, 449	Rodriguez Guinea I.	P782
Portero-Portaz J.J.	380, P120, P460, P514	Ratib K.A.R.I.M.	31	Rodriguez L.	350
Porto I.	P643	Ratiu M.	P300	Rodriguez Londres J.	P266
Portolan M.	447, P152, P775	Ravid D.O.R.	P216	Rodriguez M.R.	P554
Portugal G.	P229	Ravn H.B.	353, 381, P489	Rodriguez Martinez M.	P583
Postula M.	P484	Raymundo G.I.M.	P774	Rodriguez Roche L.	P512
Potts J.	30, 31	Raymundo Martinez G.	P530, P768, P820	Rodriguez Romero E.	P156
Pourbaix S.	682	Raymundo-Martinez G.	P150, P525	Rodriguez Santamarta M.	P512, P576
Pozzi M.	P297	Rayo Gutierrez M.	P634	Rodriguez Serrano A.I.	680
Pozzi R.	P469	Rebenkova M.	P751, P753	Rodriguez Silva J.	P127, P135, P454, P627
Prasada S.	P564	Rebuzzi A.G.	P165, P795	Rodriguez Sotelo L.	P565, P657
Prasetya I.	P151	Reccia M.R.	P806	Rodriguez-Lopez J.	P502
Pratama V.	P151	Redjeki V. G.	P123	Rodriguez-Manero M.	P220, P220, P220
Price S.	21, 23, 25, 361, 94, P132, P138, P317, P585, P746, P794	Redondo Orts M.	P652	Rodriguez-Palomares J.	P163
Prieto Garcia E.	P162	Reggi A.R.	P660	Rodriguez-Silva J.	P655
Prieto Gonzalez S.	P512, P576	Regis L.	P803	Rodriguez-Yanez J.C.	P763
Prieto Mateos D.	P770	Reichlin T.	383, P175	Roehnisch J.-U.	P160
Prieto Salvador I.	P162	Reichlin T.R.	431	Roeing J.P.	P600, P607
Prieto Toro D.	99, P127, P135, P454, P627, P835	Reig-Montaner E.	692	Rogovskaya Y.	P751, P753
Prifti E.	P563	Reimers B.	P582, P619	Rogovskaya Y.U.V.	P457
Priyana A.	P301	Reindl M.	P543	Rogozhina A.A.	P769
Prousi G.	P234	Reinstadler S.	P543	Rohani A.	P630
Puchalski W.	P568	Reis J.	P229, P640	Rohm I.	679
Puchinyan N.	P479, P767	Reis L.	P225, P452, P461	Rojas S.	P490
Puchnyan N.	P181	Rengel Jimenez A.	P115, P121, P122, P661	Rojas Sanchez A.	P135
Puelacher C.	P175	Repetto A.	447, P152, P775	Rojas Sanchez A.A.	P454, P527, P627
Puerma Jimenez J.	P652, P756	Requena Ibanez J. A.	P633, P634	Rojo Prieto N.	P162, P199, P266
Pueyo Balsells N.	P264, P552	Requena Ibanez J.A.	P198, P211, P288, P316	Rolando M.	P773
Pueyo N.	P800	Requena J.A.	P278	Roman Rego A.	P156
Puga L.	419, P452, P461, P656, P732	Resnik E.	P587	Romero Candell G.	P776
Pujol-Lopez M.	P659	Revilla Marti P.	P282	Romero Santana F.	P464, P465
Puticiu M.	P555	Rey Blas J.R.	P565, P657	Romero-Delgado T.	88, P584
Puymirat E.	354	Rey J.R.	350	Romero-Hinojosa J.A.	35
Quek S.	P190, P764	Reznik E.V.	P603	Romeu A.	P502
Quesada-Dorador A.	692	Ribeiras Cabral D.	P138	Romphothong K.	20
Quintana Obrador E.	P199	Ribeiro H.	P617	Romulo A.	P151
Quintas L.	P114, P309	Ribeiro J.	P452, P461	Roncon L.	P632
Quintas Ovejero L.	P115, P121, P122, P314, P661	Ribeiro J. M.	419, P732	Rondan J.	P787
Quintern V.	P490, P502	Ribeiro J.M.	P656	Rondinelli M.	429, P505
Quintero I.	P590	Ribeiro Mane F.	379	Ronquillo Ramirez D. E.	P530, P768
Quka A.	420	Ribic D.	P130	Roque D.	686, 689, 690, P183, P184, P197, P307, P318, P319
Rader S.B.	96	Riedl K.	P468	Rordorf R.	694
Radosavljevic Radovanovic M.	P785, P797	Rigueira J.	P812	Rosa M Lidon R.M.L.	357
Radosavljevic-Radovanovic M.	P536, P807	Rigueiro-Veloso P.	P220, P220, P220, P156	Rosan L.	P308
Radovanovic M.N.	P785, P797	Rilo I.	P114, P309	Rosianu H.	28
Radovanovic N.	P785, P797, P807	Rilo Miranda I.	P115, P121, P122, P314, P661	Rosillo Rodriguez S.	P565, P657
Radu R.	P578			Rosillo S.	350
Radwan H.	P540			Rossi A.	P260, P612

Chairpersons & Judges / Speakers & Discussants / **Authors**

NAME	PAGE(S)/PROGRAMME NR(S)	NAME	PAGE(S)/PROGRAMME NR(S)	NAME	PAGE(S)/PROGRAMME NR(S)
Rossmarina V.	P123	Samaras A.	P481, P488	Schneider R.	P569
Roth C.	P239	Samardzic J.	362	Schober A.	344
Rothgerber D.J.	P516	Sambola A.	P163	Schoeller R.	P160
Roubille F.	354, 94, P302, P733	Sambola A.S.	P826	Schriefl C.	344, P239, P558
Rouviere P.	P733	Samko A.	P729	Schroeder E.	P497
Roze R.	P471	Sampieri E.	P119	Schuehlen H.	P160
Rozenbaum Z.	P215, P216, P217	Samuel Del Castillo Garcia D.	32	Schultz J.	95
Rozenfeld K.L.	P214	Samy W.S.	P805	Schultz M.	356
Rua-Figueroa Erasquin D.	414	San Martin Gomez M.A.	P782	Schulze P.C.	679
Rubini Gimenez M.	383, P175	San Roman A.	P117	Seabra D.	P573, P618
Rubini-Costa R.	35, 351, 692, 693, P513, P763	Sanchez Gonzalez C.	34, P280, P285	Sebaiti D.	P172, P180, P507, P629, P639, P829
Rubini-Puig R.	692	Sanchez Insa E.	P282	Seca L.	P617
Rubino A.	P623	Sanchez J.C.	P251	Seder E.	683
Rubino M.	P505	Sanchez Perez I.	P196, P198, P211, P277, P278, P288	Segovia E.	P787
Rubio A.	P621	Sanchez Vega J.	P777, P780	Segreto A.	422
Rubio Ereno A.	P548	Sanchez-Alvarez S.	360	Seguin T.	358, P803
Rueda F.	359	Sanchez-Gila J.	35	Segura-Rodriguez D.	351, 693, P513, P763
Rueda F.R.	683	Sanchez-Lopez R.	380	Seiner J.	P240
Rueda Plagaro P.	P133	Sanchez-Moreno J.M.	35, 692	Seoane Garcia T.	P734
Rueda Sobella F.	448	Sanchez-Vega J.	P258, P778	Seoane T.	676, P224
Ruggiero A.A.	P554	Sanchis J.	100	Sepe P.	P798
Ruggio A.	P165, P750	Sandu A.	P816	Serenelli M.	P155
Ruiz Arroyo J.R.	P282	Sandu M.	P816	Serpytis P.	P200, P493, P506, P766, P818, P819
Ruiz B.	683	Sanguinetti M.	P750	Serpytis R.	P200, P818
Ruiz Cantador J.	P565, P657	Sanmartin-Pena X.	P220, P220, P220	Serra E.	26, P260
Ruiz Franco G.	P820	Sanna F.	P612	Serra Gregori J.	448
Ruiz Garcia P.	P244, P734	Sanna T.	P795	Serra J.	359, 683
Ruiz Gomez L.	P548	Sans-Rosello J.	P258, P566, P777, P780	Serrano Jr C.V.	P295, P298, P509
Ruiz J.	350	Sans-Rosello J.	P778	Serrano-Rodriguez I.	P502
Ruiz Martin P.	P135, P454	Santacroce G.	424	Serrao M.G.	P560, P561, P758, P759
Rumiz-Gonzalez E.	360	Santafosta E.	P251	Severino A.	P165, P750
Rus V.	P245	Santiago Caro C.	680	Shacham Y.	P214, P215, P216, P217
Ruseckaite R.	P493, P506, P766	Santos A.R.	418, P125, P153, P221, P222, P249, P250, P466, P533	Shah M.	P191
Russo G.	P165, P737, P738	Santos H.	P128, P146, P147, P147, P227, P476, P588, P646	Shannon J.H.	P140
Russo M.	424, P749	Santos J.M.	P463, P538, P606, P752	Sharka I.	420
Rustemaj J.	420	Santos L.	P227, P588, P646	Sharoyan Y.A.	P486
Ryabov V.	P751, P753	Santos M.	689, P183, P184, P559, P836	Shcherbakova E.S.	P603
Ryabov V.V.	684, P457, P483	Santos M.B.	686, P319	Shehu E.	91, P491, P762
Ryczek R.	P257, P568, P809	Santos N.	P560, P561, P758, P759	Shilova A.	P799
Rysev A.V.	P492	Santos R.	P254, P559, P812	Shiozawa T.	P154
Ryzhikova M.	P158	Santos S.	P490	Shloido E.	P205
Sa F.	P225	Santos W.	P148, P204	Shlomo N.	681
Saar A.	P546, P757	Santos-Martinez S.	P502	Shmotkina A.	P799
Sabate M.	423	Santucci J.C.	P554	Shumkov V.	P186, P186
Sabatelli M.	P643	Sanz-Girgas E.	P502	Siamaga A.	P789
Sa-Carvalho R.	P570	Sanzo A.	694	Sierra-Fernandez C.	P112
Sacco A.	416, 422	Sanz-Ruiz R.	P246, P247	Silva B.	P560, P561, P758, P759
Sacha J.	86, P499	Saponara G.	P795	Silva Conde I.	P283, P787, P828
Sadaba Cipriain A.	P616, P817	Saraiva C.	85	Silva J.	P452, P461
Saez Moreno R.	P228, P548, P583, P594	Sarastuti A. W.	P123	Silva J. C.	P618
Saez R.	P551, P621	Sarma J.	36	Silva M.	P808
Saez Villaverde R.	P661	Sasu A.	P472	Silva-Cunha P.	P640
Safi O.	P637	Saturi G.	447	Silveira J.	P254, P559
Sagasti Aboitiz I.	P133	Saule I. M.	P506, P766	Simionov L.	P287
Saito A.S.	P597	Savastano S.	694	Simo Sanchez B.	P282
Saiz Ruiz C.	P292, P294	Savic L.	38, P213	Simoese Costa S.	P614
Sakurai R.	P521	Savonitto S.	422	Simoese J.	P197
Salahia S.	P637	Savopoulos C.H.	P789	Simoese O.	85
Salakhitdinov S.	P202	Sbarouni E.	P139, P589	Simon A.	22
Salandin V.	346	Sbarra P.	P623	Simon-Garcia M.A.	P243, P252, P460, P776
Salas Bravo D.	P634	Sbraga F.	P251	Simonsen U.	95
Salazar L.	P577	Scardino C.	P266	Sinagra G.	428
Saleem M.	P772	Scarpa D.	P477	Sinan U. Y.	P272, P273, P274
Saleiro C.	419, P452, P461, P494, P656, P732	Scelsi L.	P575	Sinescu C.J.	P741
Salgado A.	P813	Schakow H.	347	Singh M.	414
Sallam T.	P637	Schalij M.J.	P196, P277	Singh S.	23
Salmeron-Martinez F.M.	P120, P243, P252, P460, P514, P770, P776	Schimpf R.	P654	Sinnaeve P.	682
Salyamova L.	P539	Schindler F.	P569	Sionis A.	P155, P212, P258, P566, P777, P778, P780
Samalavicius R.	P200	Schnaubelt S.	P516	Siserman A.	419, P656, P732
Samaniego B.	P787				

Chairpersons & Judges / Speakers & Discussants / **Authors**

NAME	PAGE(S)/PROGRAMME NR(S)	NAME	PAGE(S)/PROGRAMME NR(S)	NAME	PAGE(S)/PROGRAMME NR(S)
Siverina A.V.	P492	Strike P.	P299	Toma M.	P545
Siverio Lorenzo E.	P599	Stronati G.	417	Tomas Benito Gonzalez D.	32
Skenderi A.	420	Strycek M.	P240	Tomas C.	P800
Ski C.	90	Suarez Cuervo A.	P223	Tomas Querol C.	P264, P552
Skoric B.	362	Subotic I.	P649, P785, P797	Tomashchuk N.	P791
Skorodumova E.A.	P492	Suh W.	31	Tomashkevskaya Y.	P508, P539
Skorodumova E.G.	P492	Suling F.	P151	Tomashkevych A.I.	P781, P781
Skoutas D.	P789	Sulzgruber P.	P516	Tomer O.	681
Skvortcov S.	P485	Sunjaya A.F.	P301	Tomoaia R.	28, P651
Slavich M.	19, P541, P542	Sunjaya A.P.	P301	Tonet E.	P155
Slavu A.	P816	Suran D.	P515	Topilsky Y.A.N.	P214, P215, P217
Sluyts Y.	682	Suslova T.E.	P457	Toral D.	P251
Smetana P.	P642	Suwa S.	P154	Toran Martinez C.	P782
Smith E.	29	Suwa S.S.	P142	Torozyan S.H. A.	P206
Smith R.	23	Suzuki Y.	P458	Torrelles-Fortuny A.	P220, P220, P220
Smiyan S.	P791	Svet A.	P520, P799	Torres Araujo L.	P530, P768
Soares P.	P462	Swiatkowski A.	P567, P568	Torres L.V.	P774
Soares P.R.	P295, P298, P509	Syafri M.	P185, P529, P596	Torres S.	P254, P559, P581
Sobkowicz B.	P178	Syrkina A.G.	684	Torres-Araujo L.V.	P525
Soeiro A.	P295, P298, P509	Syukri M.	P185, P529, P596	Toscano J.	P251
Soeiro A.M.	P462	Szczurek-Katanski K.	P653	Totaro R.	447, P575, P775
Soeiro M.	P295, P298, P509	Szentgyorgyi L.	36	Trajkovic M.	P238, P256, P742
Soendergaard H.M.	P765	Taboada J.	P309	Tralhao A.	P137
Sokolova Y.	P751	Tacu L.	P118	Trani C.	P737, P738, P750
Solla I.	P114	Taha Y.	P556	Trappe H.J.	P607
Solla Ruiz I.	P121, P122, P661	Tajdini M.	P544	Trappe H.-J.	P600
Solodenkova K.S.	P482	Takahashi A.	P195, P281	Travieso-Gonzalez A.	P498, P537
Solomon C.	P816	Takahashi N.	P154	Trendafilova E.	P504, P531, P760
Solomonchuk A.	P781	Takeji Y.	P495, P500	Trepa M.	P254, P559, P581
Solorzano Guillen C.	P782	Takeuchi M.	P154	Trifan C.	28
Somaschini A.	429, P585	Talasz A.H.	P544	Trifunovic D.	38
Somleva D.	688, P728	Taniguchi N.	P195, P281	Trigo J.	P167, P503, P740, P831
Sonoda T.	P154	Tarantini G.	P827	Trimlett R.	21, 23, P138, P317, P585, P746, P794
Sorensen J.T.	678	Tarasov A.A.	P482	Trimlett R.K.	25
Sormani P.	P834	Taravari H.	P491	Troester V.	P175
Soto N.	448	Tasovska P.	P504, P531	Trofenciuc M.	P555
Sousa C.	P128, P146, P147, P227, P588, P618, P646	Tavares J.	P128, P147, P147, P227, P588, P646	Troldborg A.	349
Sousa Casasnovas I.	P246, P247	Tavazzi G.	P297, P575	Trolese I.	P834
Sousa J.	419, P452, P461, P560, P561, P732, P758, P759, P812	Tavecchia G.A.	422	Trzeciak P.	345, P499
Sousa J.A.S.	P510, P511, P761	Taylor J.	92	Tsanaxidis N.	P255
Sousa J.P.	P494, P656	Teixeira R.	P656	Tsaturyan A. A.	P206
Sousa L.	685	Terauda E.	P471	Tsinopoulos G.	P789
Sousa O.	P808	Tercedor L.	692	Tsolaki A.	P474
Sousa P.	P617	Tercedor-Sanchez L.	35, 351, 693	Tsuboi S.	P154
Sousa R.	P618	Tereshchenko E.	P113	Tsujimoto S.	P458
Sousa-Casasnovas I.	93, P263, P658, P804	Tereshchenko S.	P729	Tsygankova D.P.	P303, P305
Spano' F.	P834	Tereshchenko S.N.	413, P109, P110	Tuchin V.	P479
Spasova N.	688, P728	Terina N.	P485	Tumbarello R.	P612
Speidl W.S.	97, P455, P456	Terkelsen C.J.	430, 678, P765	Tundidor Sanz E.	P512, P576
Spimpolo A.	P467	Ternacle J.	354	Tunon-Fequant C.	692
Spoladore R.	19, P541, P542, P793	Thaladi N.	P467	Tupare S.	P261
Sramko M.	412	Than M.T.	431	Turjel J.M.	P787
Srdanovic I.	P238, P256, P742	Theres H.	P160	Tutarini C.	P806
Srdic M.	38	Thiel S.	349	Twerenbold R.	383, P175
Sredniawa B.	P567, P568	Thompson D.R.	90	Twerenbold R.T.	431
Stamate S.C.	P270, P271, P310, P311, P312, P647	Thomsen J. H.	343, 348	Tycinska A.	450, P178, P499
Stankov Z.	P613	Thomsen J.H.	381, 382	Uchmanowicz I.	101
Stankovic G.	38, P536	Thygesen K.	678	Uddin S.	23, P132, P138, P317, P585, P794
Stefan V.	P654	Tica O.	P308	Udesen N.J.	353
Stefanovic B.	P536, P785, P797	Tica O. A.	P308	Udovichenko A.	P520
Stefanovic M.	P742	Tiller C.	P543	Unger C.	P569
Steinacher A.	344	Timoteo A.T.	685	Urbano Carrillo C.A.	34, P285, P641
Stenggaard C.	430, 678, P765	Tiongson M.D.A.	P475	Uribe Heredia N. G.	P782
Stepanova O.	P729	Tirado G.	P584	Urraca Espejel C.	P241, P770, P776
Stepinska J.	450, P134, P499, P568	Tiraplegui C.T.G.	P616	Urraca-Espejel C.	P120, P243, P252, P460, P514
Steriotis A.	P744	Tiraplegui Garjon C.R.	P817	Uskach T.M.	413, P109, P110
Sterz F.	344	Tirapu Sola L.	P266	Usov V.Y.	P483
Stockburger M.	P160	Tobar J.	P117	Ussov W.Y.U.	684
Stoichitoiu L.E.	P111, P730, P731	Tobing D. P.	P123	Valeanu L.	P578
Strang T. I.	36	Tocitu A.	P111, P730, P731	Valentim Goncalves A.	685, 87
Stratinaki M.	P139, P589	Todurov B.	P279	Valentini P.	P157
		Tola G.	26	Valero M.J.	93
		Toma A.	P516		

Chairpersons & Judges / Speakers & Discussants / **Authors**

NAME	PAGE(S)/PROGRAMME NR(S)	NAME	PAGE(S)/PROGRAMME NR(S)	NAME	PAGE(S)/PROGRAMME NR(S)
Valgimigli M.	422	Vidican M.	P747	Winnekendonk G.	P600, P607
Vaikhov M.	P729	Vieira C.	379, P813, P821	Winther-Jensen M.	102
Valle L.	P803	Vigil-Escalera P.	P787	Wiper A.	P792
Valledor-Fernandez A.	P659	Vijan A.	P730	Witkowski A.	450, P499
Vallejo Sacristan E.	P782	Vilaca C.	P579	Wojakowski W.	450, P499
Valls Serral A.	P187	Vilacosta I.	88	Wojta J.	97, P455, P456
Van Brussel P.M.	356	Vilahur G.	423	Wojtkowska I.	P134
Van Caenegem O.	682	Vila-Perales M.	P258, P566, P777, P778, P780	Wood B.	P190
Van Den Born B.-J.	356	Vilar-Herrero J.V.	360	Worner Diz F.	P264, P552
Van Der Poll T.	356	Vilela E.	P808	Worner F.	P800
Vandenbriele C.	21	Villa Gil Ortega M.	P159	Wragg A.	29, 449
Vano-Bodi J.	360, P187	Villalobos A.	P774	Wrigley B.	P255
Vaquero D.	P231	Villalobos Flores A.	P530, P768	Wurm R.	P455
Varbella F.	P827	Villalobos-Flores A.	P525	Wussler D.	383, P175
Vardon F.	358	Villanueva Benito I.	P121, P122, P661	Wussler D.W.	431
Vardon-Bounes F.	P803	Villar Calle P.	P244, P734	Wutzlhofer L.	P456
Vargas Estrada J.	P530, P768	Villar P.	P224	Yakov S.	P728
Vargas H.	P611	Vinci R.	P165	Yamada T.	P195, P281
Vargas J.	P774	Vinolax X.	P658	Yamaji Y.	P495, P500
Vargas Villanueva A.	P253	Viola G.	416, 422	Yang I.H.Y.	P182
Varona Peinador M.	P228	Virginia Burgos V.B.	357	Yassini M.A.	P151
Vasconcelos G.	P573	Virtanen V.	P209	Yasuda K.	P154
Vasile M.	P310, P497, P647	Visconti V.	87	Yasusa S.Y.	P142
Vasile M.-F.	P311, P312	Vitagliano A.	22	Yatsu S.	P154
Vasilev I.	P735	Voces Sanchez R.	P129	Yepanchintseva O.	P279
Vasili E.	420	Vogiatzis I.	P481, P488	Yeshniyazov N.	P113
Vasiljevic Z.	P536	Vollenbroich R.	P562	Yildizeli B.	P272
Vasquez K.	P502	Von Hafe P.	P579	Yilmaz A.	679
Vassallo C.	P470	Von Korn H.	P654	Yordanova H.	P504, P531, P760
Vavlukis M.	91, P491, P762	Vorobyeva D.A.	684	Yu P.C.	421
Vazir A.	25, P744	Voronova A.	P729	Zagnoni S.	P174
Vazquez Andres D.J.	680	Voudris V.	P139, P589	Zagorodnikova K.	P186, P186
Vazquez Calvo S.	P266	Vouga L.	P614	Zahler D.A.V.I.D.	P214, P215
Vazquez Garcia R.	27, P149, P193, P208, P284, P549, P620, P837	Vukcevic V.	38, P536	Zahrn M.	P540
Vegas J.M.	P787	Vulin A.	P256	Zakke I.	P471, P593
Velasquez M.	P590	Vymetalova J.	P473, P624	Zaman B.	P242
Velasquez-Rodriguez J.	93	Vyshlov Y.V.	P483	Zamarreno Golvano E.	P583
Velazquez Martin M.T.	83	Wada H.	P142, P154	Zambrano A.	P795
Velcheva E.	P735	Waheed N.	P556, P564	Zamorano Gomez J.L.	P784
Veldre G.	P757	Walczewski M.	P568	Zamroni D.	P123
Ventura Gomes R.	P625, P838	Walter J.E.	383, P175	Zanini P.	P623
Verdecchia P.	P806	Wanschler M.	349	Zaraskii M. I.	P177
Vergallo R.	P643	Warenits A.	P558	Zateyshchikov D.A.	P164, P164, P769
Vergara Sanchez A.	P292, P294	Warenits A.M.	344	Zavadovsky K.V.	684
Vergni F.	424, P749, P795	Watson V.	P764	Zawislak B.	P568
Vesa C.	P747	Wee L.	36	Zdrojewski T.	450, P499
Veselinov V.	P453	Weihs V.	P642	Zebrowska A.H.	P815
Vesga C.E.	P590	Weiser C.	344, P239, P558	Zhang B.	P739
Vetrugno V.	424, P749	Weiss T.	P642	Zharinov O.	P279
Via G.	P297	Wernly B.	679	Zhirov I.V.	413, P109, P110
Viana A.	88	Wesely E.	P642	Ziacchi M.	415
Viana Llamas M.	P782	Wetten M.P.	P462	Ziada K.	P572
Viana-Tejedor A.	P212, P498, P537, P584	White S.	P743	Ziberna F.	428
Vicent Alaminos L.	100, 93, P263, P658, P804	Wiberg S.	102, 348, 381, 382, P265, P489	Zielonka M.	P264, P552, P800
Vicentini A.	694	Wiberg S. C.	343	Zilio G.	346
Vidal M.	P502	Wichterle D.	412	Zlatareva-Gronkova N.	P613
Vidal-Burdeus M.	P258, P566	Widyantoro B.	P123	Zolotovskaya I.	P145
Vidal-Cales P.	P210	Wiedemann D.	344	Zubova E.A.	P769
Vidan M.T.	100	Wildi K.	P175	Zuin M.	P632
		Wilson J.	P132, P317	Zukermann R.	94
		Windecker S.	P562	Zymatoura M.	P589
				Zymlinski R.	P499

ESC Congress Paris 2019

Together with

World Congress of Cardiology

31 August -
4 September

See the
Acute CV Care
sessions & dedicated
track on Emergency
Medicine

● **SAVE ON REGISTRATION**

Early registration deadline - **31 May**

Become an ESC Professional Member & save more

● **DISCOVER THE SCIENTIFIC PROGRAMME**

Late-Breaking Science submission deadline: **21 May**



NEW



ESC 365

All Acute Cardiovascular Care congress resources in one online library

Slide sets

Videos in replay

Abstracts & reports



See for yourself

- Come by the ACCA / ESC Stand for a personal demonstration
- or visit www.escardio.org/365

**Enhanced access
for ACCA Members**



Bristol-Myers Squibb



NOVARTIS

ESC 365 is supported by Bayer, Boehringer Ingelheim, Bristol-Myers Squibb and Pfizer Alliance and Novartis Pharma AG in the form of an educational grant.



ACCA
Acute Cardiovascular
Care Association

 European Society of Cardiology



ACCA
Acute Cardiovascular
Care Association

ACUTE CARDIOVASCULAR CARE **2020**



7-9 March 2020
Athens, Greece

www.escardio.org/acuteCVD
#ACUTE CVD20



ESC
European Society
of Cardiology