

ESC Congress 2008

M U N I C H



Munich
Germany
30 August -
3 September



EUROPEAN
SOCIETY OF
CARDIOLOGY®



Final Programme

www.escardio.org



ESC Congress 2008 - Messe München



Welcome address



We have great pleasure welcoming you all to the ESC Congress 2008 in Munich. The ESC Congress is a unique forum where the world's medical professionals meet with colleagues to exchange ideas and information in the field of cardiovascular medicine. Given the excellent programme we are confident that our congress will provide you with the very best in science and education.


This year's highlight theme is cardiovascular imaging. The exponential development in technology has resulted in the rapid integration of cardiovascular imaging into clinical cardiology. It is now unthinkable to manage patients with cardiovascular disease without the use of echocardiography, nuclear cardiology, magnetic resonance imaging or the most recent addition to the diagnostic armamentarium, cardiac CT. The latest technological developments will be discussed in Munich and particular emphasis will be placed on how and when to use which imaging modality in daily patient care.

Once again the scientific programme as a whole has all the ingredients to make the congress a great success. The latest news in science will be presented at the Hot Lines and the Clinical Trial Updates and several of these sessions will be followed by specific "Meet the Trialists" symposia. Groundbreaking technological developments in the fields of imaging and intervention will be showcased in the FOCUS sessions, some of which will feature live action from clinics via satellite. In reaction to your feedback from last year we have expanded the range of practical How-To, Meet and Read with Experts sessions, they will continue to provide clear take-home messages for the practicing clinician. Also of huge interest is the series of sessions dedicated to the presentation and discussion of the newest ESC Clinical Practice Guidelines. The ESC Associations Track allows each of the 5 ESC Associations to present us with the most important data from their own congresses. Industry will make valuable contributions to the congress, consult this document to discover more about the Satellite Symposia, Workshops, EBAC Accredited Educational Programmes and exhibits.

Abstract submission has once again exceeded all expectations. With an acceptance of 3532 from nearly 10 000 abstracts submitted, the very significant original research programme will be composed of oral contributions, posters, moderated posters and the Young Investigators' Awards sessions. On Wednesday morning the State-of-the-Art and Featured Research Track will include a keynote lecture by an expert followed by the four highest ranked oral presentations on that specific topic.

Basic science is a key component of the ESC programme. The Basic Science Track is driven by the ESC Council for Basic Cardiovascular Science and will be presented in a bench-to-bedside format. Focus will not only be on the translational aspect of basic science but also on highly specific basic science research. A selection of some of the best contributions within this track will be highlighted in The Science Hot Line. Tradition dictates that the congress ends with the Highlight Session on Wednesday morning, be sure to catch this session featuring reminders of the very best moments of the five day event. Another novelty this year will be the incorporation of the Awards Ceremony into this grand finale, yet another reason to stay on until Wednesday lunchtime.

We wish you all a fun and fruitful ESC Congress 2008 and urge you to also find some time-out to enjoy the cultural and social highlights of Munich.


Kim FOX
PRESIDENT
EUROPEAN SOCIETY OF CARDIOLOGY


Jeroen BAX
CHAIRPERSON
CONGRESS PROGRAMME COMMITTEE

Floor Plan	Inside front cover
Welcome Address	1
Opening Ceremony	4

The European Society of Cardiology at ESC Congress 2008

from **G5** to **G26**

ESC Board	G6
ESC General Assembly	G7
ESC Congress Committees	G8
ESC Membership	G10
ESC National Societies	G11
ESC Fellowship	G13
ESC Associations	G16
ESC Working Groups	G21
ESC Councils	G23
ESC Stands	G24

General Information

from **G27** to **G44**

General Information	G29
Transport	G30
Registration	G32
Accommodation	G33
Social Events	G33
Excursion Programme	G33
Facilities at Messe München	G34
ESC Congress Resources	G35
ESC Congress Resources online	G37
Press at the Congress	G38
Exhibition	G39
Acknowledgements	G40

Scientific Programme

from **G45** to **G74**

Congress Programme Committee	G46
Guidelines for Speakers	G49
Disclosure of Conflict of Interest & Support of presentations	G50
Highlight 2008: Cardiovascular Imaging	G51
Basic Science at ESC Congress 2008	G54
FOCUS Sessions	G58
Highlight Session	G60
Main Sessions	G61
Hot Line and Clinical Trial Update Sessions	G62
Meet the Experts	G63
Read with the Experts	G64

ESC Named Lectures G64

Joint Sessions with other Organisations G65

ESC Associations Track G66

Nursing Programme G66

Clinical Practice Guidelines G67

State of the Art and Featured Research Sessions G68

Abstract Sessions G69

Young Investigators' Awards Sessions G70

Poster Area G71

How-To Sessions G72

Industry Satellite Symposia & Workshops and
EBAC – Accredited Educational Programmes G73

**Scientific Programme
by Day and by Zone**

from 4 to xxx

– Saturday, 30 August

Afternoon xx

– Sunday, 31 August

Morning xx

Poster Display I xx

Afternoon xx

Poster Display II xx

Evening xx

– Monday, 1 September

Morning xx

Poster Display III xx

Afternoon xx

Poster Display IV xx

Evening xx

– Tuesday, 2 September

Morning xx

Poster Display V xx

Afternoon xx

Poster Display VI xx

– Wednesday, 3 September

Morning xx

Poster Display VII xx

Appendix

List of Chairpersons, Speakers and Authors xx

List of Topics xx

List of Acronyms xx

List of Exhibitors xx

List of Country Codes xx

Opening Ceremony



Programme

SATURDAY 30 AUGUST - 16:30
MESSE MÜNCHEN
IN ROOM MUNICH (ZONE A4)



Welcome Address

K.M. Fox

Munich 2008

J.J. Bax

ESC Training & Research Grant Awardees

M. Komajda

New FESC and NFESC

P. Widimsky

Gold Medals

(Jane Somerville, John Martin, Salim Yusuf)

K.M. Fox

ESC Heritage Lecture

J.R.T.C. Roelandt

Opening address

K.M. Fox

AFTER THE CEREMONY, A COCKTAIL WILL BE SERVED IN THE EXHIBITION HALLS



The European Society
of Cardiology at
ESC Congress 2008



ESC Board 2006-2008

The administration of the ESC is conducted by a Board composed of members who are elected by the Ordinary General Assembly in even numbered years, and non-voting ex-officio members who are appointed by the Board.

The ESC Board for 2006-2008 was elected during the General Assembly of the World Congress of Cardiology 2006 in Barcelona.

The new 2008-2010 Board will be elected and confirmed during the ESC General Assembly on Tuesday 2 September, 12:45-13:45 in room Rome (Zone C).

President

K.M. Fox	United Kingdom
Past-President M. Tendera	Poland
President-Elect R. Ferrari	Italy
Secretary/Treasurer C.W. Hamm	Germany

Vice-Presidents

VP Associations, Working Groups, Councils M. Komajda	France
VP External/Internal Relations E. E. Van der Wall	The Netherlands
VP National Societies P. Widimsky	Czech Republic

Councillors

H. Baumgartner	Austria
R. De Caterina	Italy
A.G. Fraser	United Kingdom
S.D. Kristensen	Denmark
S. Ylä-Herttua	Finland
J.L. Zamorano	Spain

Ex Officio Members

Chairperson Congress Programme Committee J.J. Bax	The Netherlands
Chairperson Euro Heart Survey Committee A. Gitt	Germany
Chairperson Education Committee P. Kearney	Ireland
Chairperson Practice Guidelines Committee A. Vahanian	France
Chairperson Publications Committee F. Van de Werf	Belgium
Chairperson European Union Relations Committee W. Wijns	Belgium
Chief Executive ESC A.J. Howard	France
Executive Secretary B. Lefèvre	France



ESC General Assembly

Tuesday 2 September 2008, 12.45 – 13.45
Room ROME (Zone C)

**Meeting of the Voting Delegates of the
National Societies, Associations, Working Groups and Councils**

Open to all members of the ESC *

A g e n d a

Ordinary General Assembly

- 1. Welcome Address** K.M. Fox
President
- 2. Report on the annual activities** C.W. Hamm
Secretary/Treasurer
- 3. Report on economical matters**
 - a) Financial Report A.J. Howard
Chief Executive ESC
 - b) Report from the Audit Committee A. Seddigh
Chairperson, Audit Committee
 - c) Resolutions and results of the vote K.M. Fox
- 4. Matters related to Associations,
Working Groups, Councils** M. Komajda
Vice-President Associations / WGs / Councils
- 5. Matters related to National Societies
and Affiliated National Societies** P. Widimsky
Vice-President National Societies
- 6. Results of the ESC elections** M. Tendera
- 7. Presidential address** R. Ferrari

* Members of one of the 50 National Societies, Associations, Working Groups or certain Councils are members of the ESC.



Congress Committees

The selection of the scientific content of the ESC Congress is carried out by the Congress Programme Committee (CPC). The CPC selects and organises Main Sessions, Symposia, Clinical Seminars, Debate Sessions, How-To Sessions, FOCUS Sessions and Basic Science Track sessions, based on proposals from the National Societies, Associations, Working Groups, Councils and other scientific organisations. In addition, the CPC arranges Specific Lectures, Hot Line sessions and Joint Sessions with other organisations. The Congress Programme Committee is elected for a two year period.

Congress Programme Committee 2008

K.M. Fox	London, GB	President
R. Ferrari	Ferrara, IT	President-Elect
J.J. Bax	Leiden, NL	Chairperson
A.J. Howard	Sophia Antipolis, FR	ESC - Chief Executive
I. Bardinet	Sophia Antipolis, FR	ESC - Director Congress Division
C. Mundow	Sophia Antipolis, FR	ESC - Head of Scientific Programmes Department

Ordinary Members

J. Brugada Terradellas	Barcelona, ES	European Heart Rhythm Association (EHRA) Representative
H. Drexler	Hannover, DE	Heart Failure Association (HFA) Representative
K. Fox	Edinburgh, GB	Highlight Session Coordinator
D. Hasdai	Petah-Tikva, IL	
J. Knuuti	Turku, FI	
S.D. Kristensen	Aarhus, DK	
C. Linde	Stockholm, SE	
T.A. McDonagh	Glasgow, GB	European Association of Echocardiography (EAE) Representative
P. Nihoyannopoulos	London, GB	
J. Perk	Oskarshamm, SE	
D. Poldermans	Rotterdam, NL	European Association for Cardiovascular Prevention and Rehabilitation (EACPR) Representative
A.R. Pries	Berlin, DE	
F.T. Ruschitzka	Zurich, CH	
F. Schiele	Besançon, FR	
A. Torbicki	Warsaw, PL	

Focus Committee Members

R.J.C. Hall	Norwich, GB	Chairperson
C.W. Hamm	Bad Nauheim, DE	Chairperson
E. Eeckhout	Lausanne, CH	European Association of Percutaneous Cardiovascular Interventions (EAPCI) Representative
G. Filippatos	Athens, GR	
J. Marco	Toulouse, FR	
P. Nihoyannopoulos	London, GB	
L. Piérard	Liège, BE	

Ex officio members

K.M. Fox	London, GB	President
R. Ferrari	Ferrara, IT	President-Elect
M. Komajda	Paris, FR	Past-Chairperson CPC & VP Assoc. / WGs / Councils
C.W. Hamm	Bad Nauheim, DE	Chairperson FOCUS Imaging Intervention
R.J.C. Hall	Norwich, GB	Chairperson FOCUS Clinical Practice
R. De Caterina	Chieti, IT	Coordinator Basic Science Track

Consultants (representatives of other societies)

A. Bozio	Lyon, FR	Association for European Paediatric Cardiology (AEPC)
S. Harding	London, GB	International Society for Heart Research (ISHR)
Z. Reiner	Zagreb, HR	European Atherosclerosis Society (EAS)
M. Shelton	Springfield, US	American College of Cardiology (ACC)
S. Smith	Chapel Hill, US	World Heart Federation (WHF)
G. Tomaselli	Baltimore, US	American Heart Association (AHA)

Guidelines for Industry Participation Committee 2006-2008

Committee of elected industry representatives, ESC leadership and Congress Division, whose purpose is the oversight of industry related issues at the ESC Congress.

I. Bardinet	Sophia Antipolis, FR
J.J. Bax	Leiden, NL
R. Bhattacharjee	Stevenage, GB
B. Hainsworth	Sophia Antipolis, FR
A.J. Howard	Sophia Antipolis, FR
I. Marti	Allschwil, CH
S. Raty	Sophia-Antipolis, FR
M. Weimers	Mölnal, SE
S. Winter	Erlangen, DE

Press and Public Relations Committee

E. Van der Wall	Amsterdam, NL	Chairperson
E. Fleck	Berlin, DE	Coordinator Local PR Activities
K. Huber	Vienna, AT	
X. Bosch	Barcelona, ES	
B. Mulder	Amsterdam, NL	
F. Verheugt	Nijmegen, NL	
J. Partarrieu	Sophia Antipolis, FR	ESC - Press and PR Officer
A. Mascarelli	Sophia Antipolis, FR	ESC Membership & Communications Director
G. Langmann	Sophia Antipolis, FR	ESC Head of Communications Dept.
C. Colas	Sophia Antipolis, FR	ESC News Editor



ESC Membership

Come to the ESC Membership Zone in Zone C to discover all ESC Membership activities during the ESC Congress 2008 and to meet the ESC National Societies' representatives.*

Visitors will have the opportunity to:

- Learn about all ESC Constituent Bodies (National Societies, Associations, Working Groups, Councils) and their activities.
- Learn about Fellowship and Membership
- Better understand ESC Membership conditions and benefits
- Directly apply for membership on the Membership Stand
- Meet representatives of National Societies at their own stands

Are you a Member?

You are automatically a Member of the European Society of Cardiology (ESC) if you belong to any one of the following:



- 50 ESC National Societies
- The ESC Fellowship Community (Fellow: FESC; Nurse Fellow: NFESC)
- 5 ESC Associations
- 19 ESC Working Groups
- Certain ESC Councils (Council for Cardiology Practice or Council on Cardiovascular Nursing and Allied Professions)

ESC Membership benefits

As a member of one (or several) of these ESC Constituent Bodies, you have access to all ESC membership benefits:



- Discount prices on ESC Educational Products
- Special subscription rates for all ESC Journals (including EHJ)
- A personal European Membership Card (for members of most National Societies)
- Free ESC Pocket Guidelines of the year exclusively during the ESC annual Congress
- An international network of professionals
- Influence in the direction of cardiology in Europe

For any further information, or if you wish to become a member of the ESC, come and see us in the Membership Zone (Zone C). Our team will be happy to answer your questions or to help you with your membership application.

Meeting of the ESC Constituent Bodies and the ESC Board

Friday 29 August 2008

14:00 - 17:00 — Hotel Bayerischer Hof (Room Königssaal)

**Please see the floorplan on page G12*



National Societies

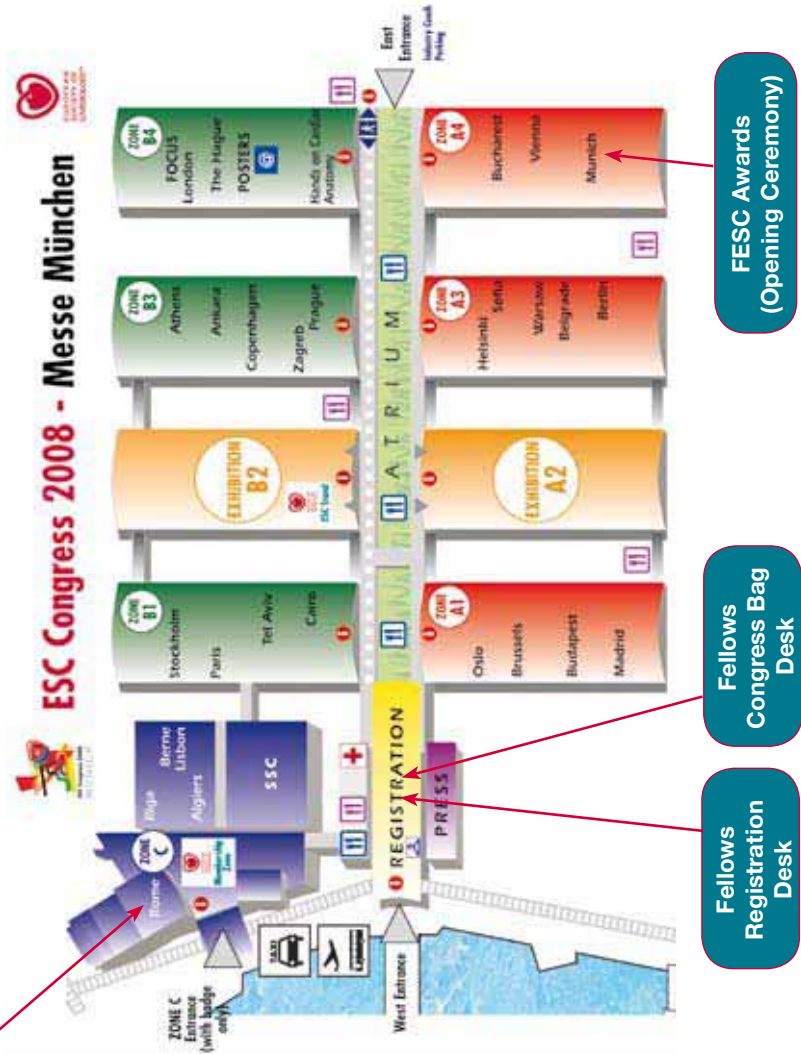
The ESC currently has 50 National Societies of Cardiology (NS) as full members and 5 affiliated Societies. All 50 NS and their members actively participate in the ESC activities including the ESC Congress (abstract submissions and presentations, for example).

National Society		PRESIDENT	SECRETARY	MEMBERS	STAND N° Zone C
Updated May 2008					
A	Albanian Society of Cardiology	M Lezha FESC	A Doko	162	C 32
	Algerian Society of Cardiology	D Ziari FESC	D Adghar-Zaidi	255	C 45
	Armenian Cardiologists Association	K G Adamyan FESC	P A Zelveian	116	
	Austrian Society of Cardiology	K Huber FESC	F Weidinger FESC	853	C 12
B	Belgian Society of Cardiology	G Berkenboom FESC	F Van Den Branden FESC	428	C 46
	Belorussian Scientific Society of Cardiologists	N Manak FESC	I Karpova FESC	66	
	Ass. of Cardiologists of Bosnia & Herzegovina	E Raljevic FESC	A Arslanagic FESC	116	C 14
	British Cardiovascular Society	NA Boon FESC	S Holmberg	1424	C 42
	Bulgarian Society of Cardiology	T M Katova FESC	A R Goudrev FESC	396	C 44
C	Croatian Cardiac Society	D Milicic FESC	D Planinc FESC	349	C 40
	Cyprus Society of Cardiology	L Antoniadis FESC	P Agathangelou FESC	107	C 50
	Czech Society of Cardiology	M Aschermann FESC	V Chaloupka FESC	535	C 10
D	Danish Society of Cardiology	H E Botker FESC	M Bottcher	1161	C 4
E	Egyptian Society of Cardiology	A Ramzy FESC	A A Al-Abd	1624	C 11
	Estonian Society of Cardiology	J Laanoja FESC	T Ristimae FESC	215	C 6
F	Finnish Cardiac Society	S Vikman	M Eskola	759	C 3
	French Society of Cardiology	P Gueret FESC	AA Hagege FESC	2495	C 35
G	Georgian Society of Cardiology	V Chumburidze FESC	I M Jashi FESC	211	
	German Cardiac Society	G Heusch FESC	K Papoutsis	6485	C 20
H	Hellenic Cardiological Society	D Kremastinos FESC	E Tsiamis	2064	C 24
	Hungarian Society of Cardiology	T Foster FESC	RG Kiss FESC	2633	C 25
I	Icelandic Society of Cardiology	K Andersen FESC	G Gunnarsson FESC	82	C 5
	Irish Cardiac Society	J D S Higginson FESC	P Diamond FESC	264	
	Israel Heart Society	B S Lewis FESC	D Zahger FESC	628	C 31
	Italian Federation of Cardiology	G Di Pasquale FESC	S Nodari	7069	C 36
L	Latvian Society of Cardiology	A Erglis FESC	V Dzerve FESC	368	C 7
	Lebanese Society of Cardiology	F Farhat FESC	J Haddad	271	C 18
	Libyan Cardiac Society	O Msalam FESC		248	C 15
	Lithuanian Society of Cardiology	R Zalunas FESC	R Slapikas FESC	271	C 8
	Luxembourg Society of Cardiology	J Beissel FESC	P H Muller	63	C 19
M	National Society of Cardiology of the Former				
	Yugoslav Republic of Macedonia	S Kedev FESC	E Sbrinovska Kostovska FESC	157	
	Moldavian Society of Cardiology	M Popovici	D Lasai	50	
	Moroccan Society of Cardiology	M Saadaoui FESC	MZ Zoubidi	274	
N	Netherlands Society of Cardiology	HJGM Crijns FESC	P R M Van Dijkman FESC	1233	C 30
	Norwegian Society of Cardiology	C Risoe FESC	Al Larsen FESC	730	C 1
P	Polish Cardiac Society	A Rynkiewicz FESC	K Chlebuc FESC	4665	C 43
	Portuguese Society of Cardiology	H Madeira FESC	D Brito FESC	1017	C 33
R	Romanian Society of Cardiology	R Capalaneanu FESC	D R Dimulescu FESC	1091	C 17
S	Society of Cardiology of Russian Federation	R G Oganov FESC	S A Shalnova FESC	637	C 26
	San Marino Society of Cardiology	L Marinelli FESC	M Foscoli FESC	52	C 52
	Cardiology Society of Serbia	M Ostojic FESC	B Beleslin FESC	719	C 51
	Slovak Society of Cardiology	J Murin FESC	E Goncalvesova FESC	349	C 34
	Slovenian Society of Cardiology	M F Kenda FESC	Z Fras FESC	163	C 13
	Spanish Society of Cardiology	MJ Salvador Taboada FESC	EA Lopez de sa y Areses FESC	3306	C 22
	Swedish Society of Cardiology	P Tornvall FESC	L Jonasson FESC	1049	C 2
	Swiss Society of Cardiology	A Jaussi FESC	M Fromer	527	
	Syrian Cardiovascular Association	M Jokhadar	F Nabhani	398	C 41
T	Tunisian Society of Cardiology and				
	Cardiovascular Surgery	H Haouala FESC	Y Ben Ameur	304	C 53
	Turkish Society of Cardiology	C Erol FESC	O Kozan FESC	1501	C 21
U	Ukrainian Society of Cardiology	V Kovalenko FESC	A N Parkhomenko FESC	92	C 16
	*Argentina Society of Cardiology	E Mele FESC	F Sokn FESC	5300	
	*Azerbaijani National Cardiology Association	A Bakhshaliyev FESC	Z Musayev FESC	83	
	*Gulf Heart Association	H A Albinai	J Al-Suwaidi	150	
	*National Heart Association of Malaysia	S K Hian FESC	R M Ali	336	
	*South African Heart Association	B Mayosi	A Stanley	240	

* Affiliated Societies

Information about the National Societies is available on the ESC Web Site: www.escardio.org/NS
For any requests about Membership, please contact: www.escardio.org/contact-membership

Areas and Services exclusively for FESC





Fellowship of the ESC, **FESC**, the title is a symbol of prestige, excellence, achievement and commitment in the world of Cardiology. In recognition of high professional achievements, the ESC Credentials Committee selects applicants who have a genuine interest in the discipline of Cardiology and who show dedication to the ESC and its activities.

In 2008:

- 170 Cardiologists were elected Fellows of the ESC (FESC)
- 3 Nurses were elected Nurse Fellows of ESC (NFESC)



**The list below contains the names of this year's awardees:
Newly elected ESC Fellows**

Abbas Shahid, United Kingdom
 Agema Willem, Netherlands
 Ahumada Vidal Miguel, Spain
 Akbar Mousa, Kuwait
 Al Suwaidi Jassim, Qatar
 Alani Firas Hameed, Syrian Arab Republic
 Alexopoulos Elias, Greece
 Alizadeh-Ranjbar Keysun, Canada
 Alwi Idrus, Indonesia
 Antonini Lanfranco, Italy
 Antonios Tarek Francis, United Kingdom
 Aung Kyaw Zaw, Myanmar
 Avram Rodica, Romania
 Awad Abdul Ameer Jaleel, Iraq
 Ayub Aamir, United Kingdom
 Badr Mohamed Hamed, Egypt
 Bakhshaliyev Adil, Azerbaijan
 Balci Bahattin, Turkey
 Banach Maciej, Poland
 Banerjee Sajal Krishna, Bangladesh
 Beckmann Stephan, Germany
 Boerner Caspar-Andreas, Germany
 Brito Dulce Alves, Portugal
 Bruder Oliver, Germany
 Cerin Gheorghe, Italy
 Ceyhan Ceyhan, Turkey
 Chaloupka Vaclav, Czech Republic
 Chatterjee Amit Kumar, United Kingdom
 Chevalier Bernard, France
 Chia Hendrick, Malaysia

Chlebus Krzysztof, Poland
 Chouliaras Konstantinos, Greece
 Chrzanowski Lukasz, Poland
 Chukhrukidze Archil, Georgia
 Cina Pandeli, Albania
 Cowie Martin, United Kingdom
 Cremonesi Alberto, Italy
 Danzig Vilem, Czech Republic
 David Daniel, Israel
 Dichtl Wolfgang, Austria
 Dimitriu Alexandru-Grigore, Romania
 Dimopoulos Konstantinos, United Kingdom
 Dini Frank Lloyd, Italy
 Dudziak Maria, Poland
 Ekicibasi Erkan, Turkey
 Enseleit Frank, Switzerland
 Farhat Fouad, Lebanon
 Fenech Albert, Malta
 Ferreira Jorge Manuel Dos Santos, Portugal
 Franco Duran Oscar, United Kingdom
 Frisinghelli Anna, Italy
 Funck Reinhard C, Germany
 Furuichi Shinichi, Japan
 Gargoum Issa Ibrahim, Libyan Arab Jamahiriya
 Gillam Linda D, United States of America
 Goessi Mario, United States of America
 Gostovic Mladen, Croatia
 Gradaus Rainer, Germany
 Greco Eugenio, Italy
 Gunnarsson Gunnar Thor, Iceland



ESC Fellowship

Guptha Soneil, United States of America
Haghjoo Majid, Iran
Halvorsen Sigrun, Norway
Handke Michael, Switzerland
Hargreaves Allister, United Kingdom
Heim Inge, Croatia
Hermann Matthias, Switzerland
Hristova Krasimira, Bulgaria
Iacopino Saverio, Italy
Inama Giuseppe, Italy
Isik Ersoy, Turkey
Islam Mohammad Fakrul, Bangladesh
Jennings Lisa, United States of America
Jovic Albino, Croatia
Karmakar Pradip Kumar, Bangladesh
Katz Amos, Israel
Kazmierczak Jaroslaw, Poland
Khattab Ahmed A, Germany
Konteva Mariana, Bulgaria
Koszegi Zsolt, Hungary
Krotin Mirjana, Serbia
Kuchulakanti Pramod Kumar, India
Kuepper Bernhard, Germany
Lamas Gervasio, United States of America
Latkovskis Gustavs, Latvia
Lee Astin, Australia
Letsas Konstantinos, Greece
Lim Victor, Singapore
Lima Evora Mario, Macau SAR
Linhartova Katerina, Czech Republic
Locca Didier, United Kingdom
Lombardi Massimo, Italy
Maas Angela Hem, Netherlands
Maggioni Aldo Pietro, Italy
Mahrholdt Heiko, Germany
Main Michael, United States of America
Martinez Dolz Luis Vicente, Spain
Martinov Ivan, Bulgaria
Masoli Osvaldo, Argentina
Mele Eduardo, Argentina
Mincheva Valentina M, Bulgaria
Mintale Iveta, Latvia

Molon Giulio, Italy
Morguet Andreas, Germany
Moura Luis, Portugal
Natour Mohammed, Germany
Nicolaou Rozalia, Cyprus
Okmen Ertan, Turkey
Omland Torbjorn, Norway
Ong Paul, United Kingdom
Osula Serge O, United Kingdom
Owen Andrew, United Kingdom
Ozturk Cengiz, Turkey
Patsalou Maria, Cyprus
Patwary M Shafiqur Rahman, Bangladesh
Persson Hans, Sweden
Philipp Sebastian, Germany
Przibille Oliver, Germany
Pugh Peter, United Kingdom
Ray Kausik K, United Kingdom
Reda Ahmed Ashraf, Egypt
Rigattieri Stefano, Italy
Rigopoulos Angelos, Greece
Rosman Azhari, Malaysia
Ryamzina Irina, Russian Federation
Saadaoui Mohamed, Morocco
Sabin Georg, Germany
Saha Gouranga, Bangladesh
Salinger Sonja, Serbia
Sargowo Djanggan, Indonesia
Segev Amit, Israel
Serpytis Pranas, Lithuania
Seyfarth Melchior, Germany
Sharma Sanjay, United Kingdom
Shehab Abdullah, United Arab Emirates
Shelton Marc, United States of America
Shpektor Alexander, Russian Federation
Simek Stanislav, Czech Republic
Simko Fedor, Slovak Republic
Simpson Iain A, United Kingdom
Sinkovic Andreja, Slovenia
Sirnes Per Anton, Norway
Six A Jacob, Netherlands
Skalicka Hana, Czech Republic

Sokn Fernando Jose, Argentina
 Spratt James, United Kingdom
 Surdacki Andrzej, Poland
 Tekten Tarkan, Turkey
 Toff William D, United Kingdom
 Tornos Mas Pilar, Spain
 Turiel Maurizio, Italy
 Urek Roman, Croatia
 Van Geuns Robert Jan, Netherlands
 Van Sambeek Marc R H M, Netherlands
 Vasilieva Elena, Russian Federation
 Venugopal Krishnannair, India
 Vida Simiti Luminita, Romania
 Vincenti Antonio, Italy
 Vujsic-Tesic Bosiljka, Serbia
 Wan Ahmad Wan Azman, Malaysia

Wassmann Sven, Germany
 Weaver W Douglas, United States of America
 White Michel, Canada
 Wilke Norbert, United States of America
 Wong Tom, United Kingdom
 Worum Ferenc, Hungary
 Yazbek Naji, Lebanon
 Yin Wei-Hsian, Taiwan
 Youssef Mostafa Adel, Saudi Arabia
 Zahger Doron, Israel

Newly elected ESC Nurse Fellows

Dunderdale Karen, United Kingdom
 Lee Geraldine, Australia
 McLean Scott, United Kingdom

These newly elected FESC/NFESC will benefit from all the FESC privileges:

- A complimentary (free) subscription to the **European Heart Journal or Cardiovascular Research**
- The option of subscribing to the **“My ESC News – Fellows edition”**
- Access to the ESC Fellows and Nurse Fellows Directory Online
- 30% discount on ESC Educational Books

And also specific congress privileges at the ESC Congress in Munich:

- **A complimentary (free) registration**
- Fast track registration through the “Fellows Registration Desk”
- A distinctive **FESC Gold badge**
- Access to the **private Fellows Lounge (ground floor Zone C)** with working facilities, internet connections, catering
- **A prestigious Fellowship Diploma**

**To join the fast-growing “Fellows community”
 of the ESC, learn about the requirements for
 the ESC Fellowship and apply online:**

www.escardio.org/fellowship

Or contact us on: www.escardio.org/contact-fellowship

Come to the ESC Membership stand in Zone C for more information on Fellowship of the ESC.



ESC Associations

EUROPEAN ASSOCIATION FOR CARDIOVASCULAR PREVENTION AND REHABILITATION (EACPR)



The aim of the European Association for Cardiovascular Prevention and Rehabilitation is:

"To promote excellence in research, practice, education and policy in cardiovascular prevention and rehabilitation in Europe".

With six main sections on Basic Science, Cardiac Rehabilitation, Epidemiology & Public Health, Exercise Physiology, Prevention & Health Policy and Sports Cardiology, four committees working respectively on the scientific, education, guidelines and website areas and more than 1500 members, the EACPR is a coordinating stronghold within the ESC for all activities in the field of preventive cardiology and rehabilitation.

EACPR Journal, The **European Journal of Cardiovascular Prevention and Rehabilitation (EJCPR)** embraces all the scientific, clinical and public health disciplines that address the causes and prevention of cardiovascular disease, as well as cardiovascular rehabilitation and exercise physiology.

EuroPrevent 2009, The next EACPR annual congress will be held on 6-9 May 2009 in Stockholm, Sweden.

Interested in learning more about the EACPR?

➡ Visit us on the ESC Membership Stand in Zone C.

Find out more about our scientific and educational activities and discover the benefits of our free membership.

➡ Don't miss the EACPR General Assembly!

Monday 1 September 2008 12:45 - 13:45 — ESC Meeting Room 10 (Zone C – 1st Floor)

Take this opportunity to meet the EACPR Board and learn more about the Association's achievements.

➡ Attend the EACPR Association Track!

Tuesday 2 September 2008 08:30 - 10:00 — Bucharest (Zone A4)

What's new in cardiovascular prevention and rehabilitation

Check all the latest information on EACPR at: www.escardio.org/EACPR

EUROPEAN ASSOCIATION OF ECHOCARDIOGRAPHY (EAE)



Since the creation of the EAE in 2003, stemming from the ESC Working Group, we have grown enormously, both in membership and in the activities we have undertaken.

The aim of the European Association of Echocardiography (EAE) is: **"To promote excellence in clinical diagnosis, research, technical development, and education in cardiovascular ultrasound in Europe".**

Our services to members continue to grow:

- As an EAE member, more benefits are offered including ESC Membership.
- Individual accreditation programmes and laboratory accreditation, both intended as a basis to set standards across Europe.
- Educational programmes and web resources.
- This year will offer the opportunity for EAE members to apply for two research grants (application deadline is 30 September 2008).

The impact of the **European Journal of Echocardiography** continues to increase with a growing reputation and expanding circulation. This has been recognised with the award of an Impact Factor which is projected to be approximately 1.6.

Our flagship activity is, without a doubt, our annual congress EUROECHO (10-13 December 2008, Lyon, France), bringing together a record number of participants each year. New this year, discover our Imaging Campus!

Don't miss our activities during the ESC Congress:

➡ Take part in the General Assembly:

Sunday 31 August

15:30 - 16:30 — ESC Meeting Room 11 - (Zone C, 1st floor).

➡ Visit us on the ESC Membership Stand in Zone C:

Learn more about our activities, join the EAE membership and apply online.

➡ Sit the accreditation examination: in Adult Transthoracic Echocardiography:

Wednesday 3 September

09:00 - 13:00 — ESC Meeting Room 1 - (Zone C, 1st floor).

➡ Attend the EAE scientific sessions:

Association Track: Highlights from Euroecho 2007

Tuesday 2 September

11:00 - 12:30 — Room Paris (Zone B1).

For all the latest information on EAE, check out our Web Site: www.escardio.org/EAE

EUROPEAN HEART RHYTHM ASSOCIATION (EHRA)



The European Heart Rhythm Association (EHRA) is an association specialising in electrophysiology founded from the merger of two former ESC Working Groups on 'Cardiac Pacing' and 'Arrhythmias'.

With almost 2000 members, EHRA is an important player in the international electrophysiological community with a remarkable number of initiatives recently undertaken.

The EHRA mission is: **"To improve the quality of life of the European population by reducing the impact of cardiac arrhythmias".**

EHRA proposes a complete range of activities:

- New EHRA membership: get New Association benefits including ESC membership.
- Sit two Accreditation examinations run each year.
- Apply for a Training Grant.
- Discover various educational activities and platforms.
- Subscribe to the Europace Journal (the EHRA journal had an Impact Factor of 1.477 in 2006).
- Attend our next congress EUROPACE (21-24 June 2009, Berlin, Germany).

Don't miss our activities during the ESC Congress:

➤ **Take part in the General Assembly:**

Sunday 31 August 12:30 - 14:00 — ESC Meeting Room 11 (Zone C, 1st floor).

➤ **Visit us on the ESC Membership Stand in the Zone C:**

to learn more about our activities, join the EHRA membership and apply online.

➤ **Attend the EHRA scientific session:**

Association Track: Official documents of European Heart Rhythm Association

Tuesday 2 September 11:00 - 12:30 — Room Madrid (Zone A1).

For all the latest information on EHRA, check out our Web Site: www.escardio.org/EHRA

EUROPEAN ASSOCIATION OF PERCUTANEOUS CARDIOVASCULAR INTERVENTIONS (EAPCI)



In 2005, the ESC Working Group on Interventional Cardiology announced its desire to establish an Association with EUROPCR to work on the many challenges posed by the exponential increase of PCI procedures and operators in recent years. In May 2006, an official agreement was signed by the Board of Directors of EUROPCR and the Board of the ESC, setting common objectives: to develop education and science via a common European platform.

The European Association of Percutaneous Cardiovascular Interventions (EAPCI) became the 5th official ESC association in September 2006.

The EAPCI mission is: **"To reduce the burden of cardiovascular disease in Europe through percutaneous cardiovascular interventions".**

The EAPCI activities and new initiatives include:

- EAPCI Membership open to all health specialists whose primary interest is Percutaneous Cardiovascular Interventions. Among other benefits, it offers the opportunity to join an efficient and interactive European Interventional Cardiology Network as well as automatic ESC Membership.
- A comprehensive Education-Training-Accreditation programme, being expanded in close collaboration with the national Working Groups in Invasive Cardiology. This includes 12-month training and research grants financed through unrestricted support by industrial partners, Fellows Courses and an upcoming accreditation programme for trainees.
- The EuroPCR course, the annual official congress of the Association next year in Barcelona, Spain (19-22 May 2009).
- EuroPCRonline.com, featuring outstanding educational content.
- The PCI Survey and Registry.
- The EuroIntervention Journal.

Don't miss our activities during the ESC Congress:

➡ Take part in the General Assembly:

Monday 1 September

15:30 - 16:30 – ESC Meeting Room 11 (Zone C, 1st Floor)

➡ Visit us on the ESC Membership Stand in Zone C:

Learn more about our activities, join the EAPCI membership and apply online.

➡ Attend the EAPCI scientific session:

Association Track Session (FOCUS Session) – The Best of EuroPCR 2008

Sunday 31 August

08:30 - 10:00 - Room London (Zone B4).

For all the latest information on EAPCI, visit our Web Site www.escardio.org/EAPCI

HEART FAILURE ASSOCIATION OF THE ESC



The Heart Failure Association of the ESC (HFA of the ESC) was founded to create a broad platform where individuals interested and actively involved in managing the growing burden of heart failure can interact, network and participate in our numerous initiatives and activities.

We welcome physicians, nurses, basic scientists and members of the industry to join us in our mission.

The HFA of the ESC mission is: ***"To improve quality of life and longevity, through better prevention, diagnosis and treatment of heart failure, including the establishment of networks for its management, education and research".***

The HFA proposes a complete range of activities:

- Join the HFA membership: get benefits including ESC membership.
- Apply for Research Fellowship.
- Discover various educational activities and platforms.
- Visit our Heart Failure patient website at www.heartfailurematters.org
- Subscribe to the European Journal of Heart Failure.
- Attend our next congress HEART FAILURE (30 May - 2 June 2009, Nice, France).

Don't miss our activities during the ESC Congress:

➡ Visit us on the ESC Membership Stand in Zone C:

learn more about our activities, join the HFA membership and apply online.

➡ Attend the HFA scientific session:

Association Track: Highlights from Heart Failure 2008

Tuesday 2 September

08:30 - 10:00 — Room Paris (Zone B1).

For all the latest information on HFA of the ESC, check out our Web Site: www.escardio.org/HFA



ESC Working Groups

19 Working Groups for 19 areas of expertise of Cardiology

Working Groups are the scientific backbone of the ESC and have been created to provide scientific expertise by excellence in a specific field. They contribute to the Mission of the ESC which is: **“To reduce the burden of cardiovascular disease in Europe”**.

Among many initiatives such as study groups, publications, registries, positions papers and guidelines, the main function of a Working Group is to **“contribute to the organisation and preparation of the ESC Congress and other scientific meetings and symposia”**.

From Research to Clinical applications, ESC Working Groups stimulate and disseminate scientific knowledge through various educational programmes. They encourage and ease interactivity and exchange at a European level.

Where to find information on the Working Groups at the ESC Congress 2008

- Visit the Membership Stand in the Membership Zone (Zone C) to learn more about specific initiatives, regular meetings & congresses organised by each Working Group.
- Join the Working Groups (Free Membership), and become a member of the ESC.

Working Group meetings at ESC Congress 2008

Each Working Group will organise a Nucleus Meeting (Restricted to WG nucleus members). Feel free to attend Working Groups General Assemblies to learn about their on-going scientific activities (open to all participants). See page G22

Learn more and take part in the numerous initiatives of ESC Working Groups

www.escardio.org/WorkingGroups

✓ *Please turn the page for the schedule of Working Group meetings.*

Acute Cardiac Care	
<i>Monday 1 September</i>	12:45-13:45 Rome (Zone C)
Cardiac Cellular Electrophysiology	
<i>Will be held at WG Annual Meeting in Madrid</i>	
Cardiovascular Magnetic Resonance	
<i>Monday 1 September</i>	15:30-16:30 ESC Meeting Room 8 (Zone C, 1 st floor)
Cardiovascular Pharmacology & Drug Therapy	
<i>Monday 1 September</i>	12:45-13:45 Hands on Cardiac Anatomy (Zone B4)
Cardiovascular Surgery	
<i>Tuesday 2 September</i>	14.00-15.00 ESC Meeting Room 7 (Zone C, 1 st floor)
Cellular Biology of the Heart	
<i>Monday 1 September</i>	15.30-16.30 ESC Meeting Room 7 (Zone C, 1 st floor)
Computers in Cardiology	
<i>Monday 1 September</i>	12.45-13.45 ESC Meeting Room 9 (Zone C, 1 st floor)
Coronary Pathophysiology and Microcirculation	
<i>Monday 1 September</i>	8.00-9.00 ESC Meeting Room 14 (Zone C, 2 nd floor)
Developmental Anatomy & Pathology	
<i>Sunday 31 August</i>	12.30-14.00 ESC Meeting Room 15 (Zone C, 2 nd floor)
Grown-up Congenital Heart Disease	
<i>Monday 1 September</i>	12.45-13.45 Algiers (Zone C)
Hypertension and the Heart	
<i>Monday 1 September</i>	15:30-16:30 Riga (Zone C)
Myocardial and Pericardial Diseases	
<i>Tuesday 2 September</i>	12.45-13.45 ESC Meeting Room 11 (Zone C, 1 st floor)
Myocardial Function	
<i>Monday 1 September</i>	12:45-13:45 ESC Meeting Room 14 (Zone C, 2 nd floor)
Nuclear Cardiology and Cardiac CT	
<i>Monday 1 September</i>	14:00-15:00 ESC Meeting Room 8 (Zone C, 1 st floor)
Pathogenesis Atherosclerosis	
<i>Tuesday 2 September</i>	13.00-14.00 ESC Meeting Room 6 (Zone C, 1 st floor)
Peripheral Circulation	
<i>Monday 1 September</i>	15:30-16:30 ESC Meeting Room 10 (Zone C, 1 st floor)
Pulmonary Circulation and Right Ventricular Function	
<i>Monday 1 September</i>	15:30-16:30 Belgrade (Zone A3)
Thrombosis	
<i>Monday 1 September</i>	12:45-13:45 Belgrade (Zone A3)
Valvular Heart Disease	
<i>Monday 1 September</i>	15.00-16.00 ESC Meeting Room 14 (Zone C, 2 nd floor)

Tuesday 2 September 10:00 - 11:00 - ESC Meeting Room 11, Zone C, 1st floor
Michel Komajda Vice-president for Associations, Working Groups and Councils, together with Raffaele de Caterina and Steen Dalby Kristensen Councillors in charge for the WGs, invite the **Chairs & Vice-Chairs** for the traditional informal meeting (Restricted Access).

Learn more and take part in the numerous initiatives of ESC Working Groups
www.escardio.org/WorkingGroups



ESC Councils

Dedicated to the sharing of knowledge among medical professionals practicing in a specific domain, the Councils of the ESC develop projects and initiatives in their field at a European level.

Where do I find information on the Councils at the ESC Congress 2008?

Make your way to the **Membership Stand**, in the Membership Zone (Zone C), for information on the Councils and find out more on Council events or sessions during the ESC Congress. Be informed on grants attributed by some Councils and on specific Council projects. Nursing professionals can take the opportunity to **join the Council on Cardiovascular Nursing and Allied Professionals**.

Events of the ESC Councils at the ESC Congress 2008

COUNCIL ON BASIC CARDIOVASCULAR SCIENCE

Monday 1 September 18:30 - 20:00



Poster Reception, Poster Area, Zone B4, open to all Basic Scientists and friends

A summary of Basic Science sessions can be found at pages G54 of the Final Programme.

COUNCIL FOR CARDIOLOGY PRACTICE

Tuesday 2 September 11:00 – 12:30 – Berlin (Zone A3)

Take Home Messages for Practitioners (clinical seminar)

Tuesday 2 September 12:45-13:30 – Ankara (Zone B3)

Ultrasound in private practice – Update 2008

(Workshop Session organised by GE Healthcare)

COUNCIL ON CARDIOVASCULAR NURSING AND ALLIED PROFESSIONALS

General Assembly (open to all members of the Council)

Monday 1 September 12:45 – 13:45 – Lisbon (Zone C)

Check the official Nursing Programme on page G66.

COUNCIL ON CARDIOVASCULAR PRIMARY CARE

Sunday 31 August 15:00 - 17:30

Board Meeting (restricted to the Council's Board members)

COUNCIL ON CARDIOVASCULAR IMAGING

Tuesday 2 September 15.30 - 16.30 -

Board meeting (restricted to the Council's Board members)

Cardiovascular imaging is the theme of this year's ESC Congress.



ESC Stands

This year the ESC will have two dedicated stands for you at the Congress: The **ESC Stand in the Exhibition (Zone B2)** and the **Membership Stand in Zone C**.

ESC Stand in the Exhibition

On the ESC Stand, you will find:

- ☐ The ESC and Associations Information Point
- ☐ The ESC and Associations Shop
- ☐ The ESC Interactive Area
- ☐ The ESC Stage

ESC Stand: Information Point

Come to the Information Point for any questions on the European Society of Cardiology and its 5 Associations. Here we will be pleased to give you the latest update or answer your questions on the full range of ESC and Association activities, such as:

- ☐ Scientific activities, education, accreditation
- ☐ Scientific journals and publications
- ☐ Euro Heart Survey
- ☐ Prevention activities
- ☐ European Affairs and Advocacy
- ☐ ESC Congresses
- ☐ Memberships

ESC Stand: Interactive Area

In the Interactive Area you can:

- ☐ Verify and complete the delivery address for your complimentary journal
- ☐ Apply online for membership in one of the ESC Associations, Working Groups or Councils or start the application process for ESC Fellowship

ESC Stand: The Shop

At the Shop you can purchase:

- ☐ Clinical Practice Guidelines educational products
- ☐ Educational books and products
- ☐ Souvenirs from the ESC and this congress

ESC Stand: The Stage

On this stage you will find:

- ☐ Live demonstrations of HeartScore
- ☐ Live tutorials: How to submit to an ESC Journal
- ☐ The handing-out of various ESC Awards

Don't miss the opportunity to visit the ESC MEMBERSHIP STAND in Zone C, for:

- ☐ Free Guidelines products of the year exclusively for members and PDAs for all attendees
- ☐ Information on Fellowship of the ESC
- ☐ Any questions you might have as a member
- ☐ Detailed information on membership of
 - The ESC Working Groups
 - The ESC Councils
 - The 5 Associations (EAE, EACPR, EAPCI, EHRA and HFA)
 - The National Societies of the ESC

Free Clinical Practice Guidelines Products

Remember, as an ESC Member, you are entitled to a free set of this year's Pocket Guidelines and more.

To pick up your products as a membership benefit, come to the ESC **"Clinical Practice Guidelines for Members"** desk in the Membership Zone (Zone C)

PDAs (electronic versions of the ESC Pocket Guidelines) are also available for all delegates to download.

Where: Membership Zone, opposite the ESC Membership Stand in Zone C

When: Opening hours of the exhibition



For all attendees, in the congress bag, this year's Compendium of Abridged ESC Guidelines

Clinical Practice Guidelines Products for Sale

Come to the ESC Shop to purchase the full set of Pocket Guidelines, Guidelines CD-ROMs, or one or more of the 24 Pocket Guidelines titles.

Discover the new ESC Shop on the ESC stand now!

Where: ESC Stand in the exhibition Zone B2

When: Opening hours of the exhibition



Educational Activities

Visit us at the ESC Information Point to find out more about our various activities to support you in your continuing medical education. We will be pleased to tell you more about the ESC Core Curriculum, the Core Syllabus, about Educational Courses, Tools and Publications.

Our staff will also be pleased to provide you with a short demo on our **online learning** tools.

Where: ESC Stand in the exhibition Zone B2

When: Opening hours of the exhibition

HeartScore® Live Demonstrations

Health care professionals need decision making tools in their daily practice or research.

To support clinicians in optimising individual cardiovascular risk reduction, the ESC has developed HeartScore®, the interactive version of the SCORE Risk Charts. HeartScore® currently exists in both European Low Risk and High Risk versions, as well as several country-specific and/or translated versions for different countries in Europe.

Come to the Stage (ESC Stand) to follow one of our live demonstrations to learn more!

Where: ESC Stand in the exhibition Zone B2

When: Every morning (check schedule on the Stand)



ESC Stands

Prevention

Free health professional toolkits are available on the ESC Stand. Don't miss the opportunity to pick one up, particularly if you are a general practitioner or directly involved with patients. The ESC provides you a complete pack ready for translation and distribution in your country and in practice.

Don't miss the European Forum on CVD Prevention, Saturday 30 August 2008, 18:00-20:00, Room Berne (Zone C) where Prevention experts will share their experiences on strategies to implement the European Guidelines on CVD Prevention and to influence policy makers at national level.



The 2008 edition will focus on reports and measurement of the three critical steps towards a heart healthy environment set by the Call for Action document and implemented over the course of the year.

Scientific Journals

Full information on ESC Journals is available at the ESC Stand.

Don't forget to check if you are entitled to a **Complimentary ESC Journal Subscription**. You are entitled if you belong to one of the following registration categories:

- Standard
- Medical technician
- Nurse, Emeritus FESC

You will receive a 2008 subscription to either the European Heart Journal or Cardiovascular Research. Your subscription also includes free online access.

Come to the Interactive Area (ESC Stand, Zone B2) to check if your delivery address is correct


If you do not belong to one of the qualifying categories, come to the ESC Stand or go to www.escardio.org/freesub on the ESC Web Site.

Remember that you can also check your delivery address from home, via My ESC, your personalised account on the ESC Web Site.

Where: ESC Stand in the exhibition Zone B2

When: Opening hours of the exhibition





General
Information
ESC Congress 2008



General Information

The ESC Congress 2008 will take place from Saturday 30 August to Wednesday 3 September 2008.

Address

Messe München GmbH
Messegelände
D-81823 Munich - Germany
Tel: +49 (89) 949 207 20
Website: www.messe-muenchen.de

All information is available on the ESC Web Site:
www.escardio.org/esc-congress

Contact Information

European Society of Cardiology
2035, Route des Colles - Les Templiers
BP 179
06903 Sophia Antipolis Cedex
France
Tel: +33 (0)4 92 94 76 00
Fax: +33 (0)4 92 94 76 01
Online: www.escardio.org/contact

Doors open

Friday 29 August	10:00 - 19:00
Saturday 30 August	07:00 - 20:00
Sunday 31 August	07:00 - 20:00
Monday 1 September	07:00 - 21:00
Tuesday 2 September	07:00 - 20:00
Wednesday 3 September	07:00 - 13:00

Registration

Friday 29 August	10:00 - 18:30
Saturday 30 August	08:00 - 18:30
Sunday 31 August	08:00 - 18:30
Monday 1 September	08:00 - 18:30
Tuesday 2 September	08:00 - 18:30
Wednesday 3 September	08:00 - 12:00

Exhibition

Saturday 30 August	17:00 - 20:00
Sunday 31 August	09:00 - 18:00
Monday 1 September	09:00 - 18:00
Tuesday 2 September	09:00 - 18:00
Wednesday 3 September	CLOSED

Scientific sessions

Saturday 30 August	12:00 - 18:00
Sunday 31 August	08:30 - 19:15
Monday 1 September	08:30 - 20:00
Tuesday 2 September	08:30 - 18:00
Wednesday 3 September	08:30 - 12:50

Time	Friday 29 August	Saturday 30 August	Sunday 31 August	Monday 1 September	Tuesday 2 September	Wednesday 3 Sept.	Time
7:00		OPEN	OPEN	OPEN	OPEN	OPEN	7:00
8:00							8:00
8:30							8:30
9:00							9:00
9:30							9:30
10:00	OPEN	REGISTRATION	REGISTRATION	REGISTRATION	REGISTRATION	POSTERS	10:00
10:30			SESSIONS	SESSIONS	SESSIONS	SESSIONS	10:30
11:00			Meet the Experts	Meet the Experts	Meet the Experts	Meet the Experts	11:00
11:30			SESSIONS	SESSIONS	SESSIONS	SESSIONS	11:30
12:00			SESSIONS	SESSIONS	SESSIONS	SESSIONS	12:00
12:30			SESSIONS	SESSIONS	SESSIONS	SESSIONS	12:30
12:45			SESSIONS	SESSIONS	SESSIONS	SESSIONS	12:45
13:00		SATELLITE SYMPOSIUM	SESSIONS	SESSIONS	SESSIONS	SESSIONS	13:00
13:30			SESSIONS	SESSIONS	SESSIONS	SESSIONS	13:30
14:00			SESSIONS	SESSIONS	SESSIONS	SESSIONS	14:00
14:30		SATELLITE SYMPOSIUM	SESSIONS	SESSIONS	SESSIONS	SESSIONS	14:30
15:00			SESSIONS	SESSIONS	SESSIONS	SESSIONS	15:00
15:30			SESSIONS	SESSIONS	SESSIONS	SESSIONS	15:30
16:00			SESSIONS	SESSIONS	SESSIONS	SESSIONS	16:00
16:30			SESSIONS	SESSIONS	SESSIONS	SESSIONS	16:30
17:00		OPENING CEREMONY	SESSIONS	SESSIONS	SESSIONS	SESSIONS	17:00
17:30			SESSIONS	SESSIONS	SESSIONS	SESSIONS	17:30
18:00			SESSIONS	SESSIONS	SESSIONS	SESSIONS	18:00
18:30			SESSIONS	SESSIONS	SESSIONS	SESSIONS	18:30
19:00		RECEPTION	SESSIONS	SESSIONS	SESSIONS	SESSIONS	19:00
19:30			SESSIONS	SESSIONS	SESSIONS	SESSIONS	19:30
20:00			SESSIONS	SESSIONS	SESSIONS	SESSIONS	20:00
20:30			SESSIONS	SESSIONS	SESSIONS	SESSIONS	20:30
21:00			SESSIONS	SESSIONS	SESSIONS	SESSIONS	21:00

*The Awards Ceremony will open the Highlight Session at 17:00

Transport

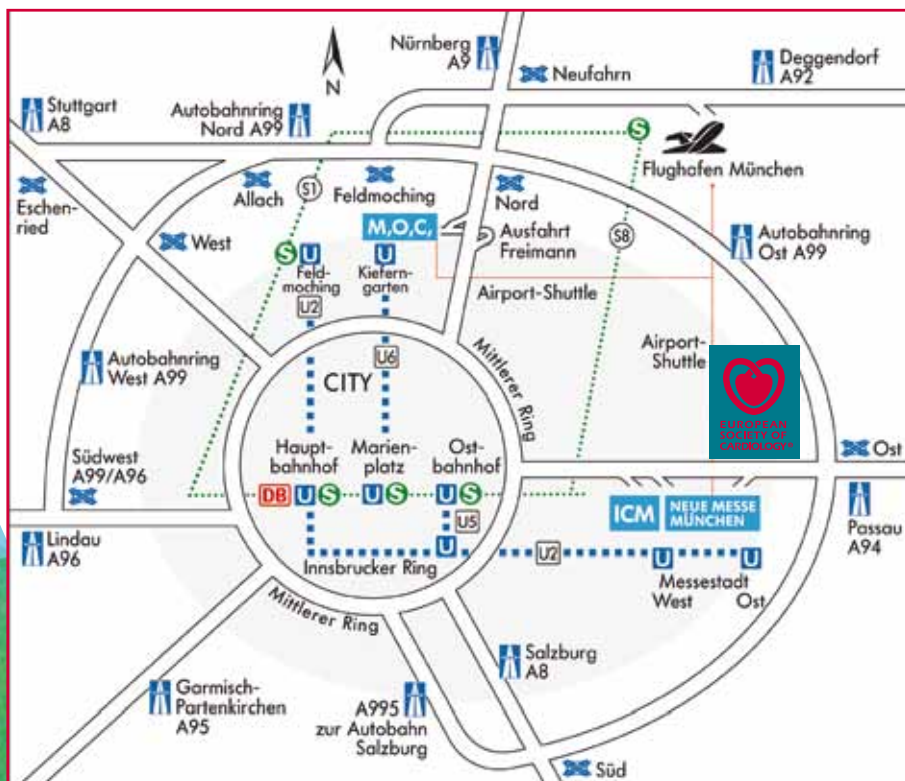
GETTING TO AND FROM MESSE MÜNCHEN

According to the means of transport that you use, you will arrive at either the West or the East entrance.

Buses organised by Industry and hotels arrive at the East Entrance.

From the East Entrance there is at least 15 minutes additional walk or internal shuttle bus ride to the Registration Area.

- Delegates arriving at the East entrance with a valid badge can use the pedestrian conveyors to go to the Registration Area.
- Delegates arriving at the East Entrance without a valid badge must take an internal shuttle bus to go to the Registration Area.



USING PUBLIC TRANSPORTATION

There is direct access to the Venue (West Entrance & Zone C) for those using Public Transportation: subway, buses, airport shuttles, taxis and private cars.

By subway (U-Bahn)

The Messe München is about 20 minutes from the city centre by subway.

The U2 subway runs from 5:30 to 24:00. It goes straight to the Messe München («Messestadt West» station, which is adjacent to the West Entrance). During peak periods, the U2 runs at 5-minute intervals.

Tickets for public transportation can be purchased from ticket machines, at ticket counters at subway stations and in the Registration Area.

By Airport Shuttle Bus

Shuttle buses provide service between the airport and the Messe München. Buses depart every 30 minutes and travel non-stop to the Congress Centre.

The trip takes approximately 45 minutes. Unless otherwise posted, tickets cost €7.00 one-way and €12.00 round trip.

Bus stops at the airport: shuttle buses stop directly in front of Terminal 1, Area A and Area Z (Central Area) and in front of Terminal 2.

Bus stops at the Messe München (Congress Centre):

Shuttle buses stop directly in front of the West Entrance / Registration Area.

Schedule:

Airport – Messe München: 8:00 - 18:00

Messe München - Airport: 9:30 - 19:00

(every 30 minutes)

Airport departure times

Terminal 1, Area A: .00 and .30

Terminal 2: .56 and .26

Terminal 1, Area Z (Central Area), .04 and .34

ESC TRANSPORTATION DESK

In the Central Area (Zentralbereich) of the Airport you will find the ESC Transportation Desk where you can be helped for any question on transport facilities, ticket sale, etc...

ESC INFOPOINTS

Located at all gates in Terminal 1 and 2 of the Airport right after the exit from the baggage claim.

CONGRESS PUBLIC TRANSPORT TICKETS

Public Transport tickets at a special Congress rate are for sale in the Registration Area at the Transport Tickets Desk.

These tickets are valid on all public transport within Munich, excluding the Airport. You can download the map of the entire public transport network on the ESC Web Site.

Price: Season tickets for 5 days: €20.

Companies can purchase tickets in advance (minimum order of 10) by contacting transport-ticket@escardio.org

By Taxi

Taking one of Munich's 3,500 taxis is a convenient way to travel. The one-way trip from the airport to the Messe München takes approximately 35 minutes, depending on traffic. Messe München and the Munich taxi-owners' association have agreed to a fixed rate of € 51. This offer applies only to the most direct route between the airport and the Messe München.

ARRIVAL BY CAR

• Driving to the Messe München with a navigation system

The destination address to enter into your navigation system is «An der Point».

Depending on which navigation system you use, the Messe München is listed under the categories **“Exhibition Center”, “Trade-fair Center”** and under the German keyword **“Messe”**.

Some navigation systems allow you to select the East, West or North Entrance to the Messe München. In this case, you should select the West Entrance - Am Messesee - 81829 München

In any case, the traffic guidance system at the Messe München will guide you to available parking.

• Parking at the Messe München

The Messe München has ample parking for exhibitors and visitors.

The Car Park West opens two hours before the beginning of the event and closes two hours after the end of the event.

<u>Fee for single entry/ day</u>	<u>Car Park West</u>
Visitors and Exhibitors arriving by car	7.00€
Press & Disabled persons	Free



Registration

Congress badges

Your personal congress badge is your passport to the scientific sessions and the exhibition. Attendees are expected to wear their congress badge visibly at all times.

No badge – no entry!

Colour codes of badges:

White: Delegate
Red: ESC Board
Green: Exhibitor
Gold: ESC Fellow
Purple: Press
Orange: ESC Staff
Silver: Diamond Exhibitor

Note that accompanying persons may visit the exhibition, but do not have access to the lecture halls. A fixed price of € 45 will be charged for the replacement of a lost badge. Exhibitors do not have guaranteed access to sessions.

Journals subscription

All delegates paying the following fees: Standard, Nurse/Technician or Emeritus FESC are entitled to receive a subscription for one year (January to December 2009) to either European Heart Journal (bi-monthly) or Cardiovascular Research (monthly). Please specify your choice on your registration form. Alternatively visit the Publications Desk on the ESC Stand (Exhibition Hall B2), or, from Monday 1 September, you can use specially indicated computers located in the Registration Area.

Liability disclaimer

In the event of industrial disruption or other unforeseen circumstances, the ESC Congress accepts no responsibility for any loss, damage, cost or expenses incurred by delegates. Delegates are strongly encouraged to make their own arrangements with respect to personal insurance.

Access to lecture rooms

Seating is on a «first come - first served» basis. We recommend you go to the lecture room well before the session begins. Due to safety regulations, the organisers are required to close the access to the session if the room fills to capacity.

Continuing Medical Education (CME) Credits

The ESC Congress 2008 is accredited by the European Board for Accreditation in Cardiology (EBAC) and by the European Accreditation Council in CME (EACCME) for 18 hours of external CME credits.

Each participant should claim only those hours of credit that have actually been spent in the educational activity.

EBAC works according to the quality standards of the European Accreditation Council for Continuing Medical Education (EACCME), which is an institution of the European Union of Medical Specialists (UEMS).

Attendance Certificates for participants will be provided on-site upon request, in the Registration Area, as of Monday afternoon.

EACCME/ EBAC credits are recognised by the American Medical Association towards the Physician's Recognition Award (PRA).

Detailed instructions for converting EACCME/ EBAC Credits to AMA PRA Category 1 Credit are available on the AMA website: ama-assn.org.

If you have any questions, please contact the AMA Continuing Physician Professional Development at pra@ama-assn.org.

In compliance with EBAC/ EACCME guidelines, all speakers and chairpersons participating in this programme have disclosed or indicated potential conflicts of interest which might cause a bias in the presentations. The Organising Committee is responsible for ensuring that all potential conflicts of interest relevant to the event are declared to the audience prior to the CME activities.

The European Accreditation booth will be located in the Exhibition Hall B2, close to the ESC Stand.

For more information on EBAC accreditation, please visit www.ebac-cme.org.



Accommodation

For on-site booking or information, please visit the Hotel Counter located in the Registration Area during the following opening hours:

Friday 29 August	10:00-18:30
Saturday 30 August to Tuesday 2 September	08:00-18:30
Wednesday 3 September	08:00-12:00



Social Events

The Social Events desk, located in the Registration Area, will be open from **Friday 29 August at 10:00**.

Opening Ceremony:

Saturday 30 August 2008, 16:30 – 20:00

The official inauguration will take place in the room Munich (Zone A4) at the Messe München and will be followed by a reception in the exhibition halls:

Opening Ceremony: 16:30 – 18:00
Opening Reception: 18:00 – 20:00

Free access for registered participants and accompanying persons with congress badges (limited number of seats)

Concert:

Sunday 31 August 2008, 20:00

Participants, who have pre-paid for the concert, must pick up the official admission tickets on site at the concert desk upon presentation of their badge before Sunday 31 August at 12:00.

Tickets that are not picked up by these deadlines will no longer be available. It will not be possible to cancel tickets onsite. No refund will be made.



Excursion Programme

For bookings and information, please visit the Excursion desk located in the Registration Area (open from **Friday 29 August at 10:00**).



Facilities at Messe München

ESC Info Points

Many Info Points are located throughout the venue, ESC Staff are here to help you so don't hesitate to ask for assistance.



The building is fully accessible to disabled people.

Language

The official language is English. All lectures and presentations will be held in English only. No translation is provided.

Safety

All bags are subject to inspection. Security guards are present for your safety. Please take all personal effects with you when leaving a lecture room.

Banks

The Reisebank is located in the West Entrance and along the express way, 1st floor above Hall B4.

The Sparkasse is located in the East Entrance. Additionally, there are 3 ATMS, at the West Entrance, at the East Entrance and above Zone B4, as well as at the U-Bahn station.

Further banking facilities are available in the "Riem Arkaden" Shopping Centre.

The official currency in Germany is the Euro (€). Payment in other currencies will not be accepted.

Business centres

There are two business Centres at your disposal. One in Zone C and the other (IBC) outside Zone B3.

Letter Box

It is located in the Registration Area, next to a stamp vending machine.

Left-Luggage and cloakroom

Left-luggage and cloakroom are located in the Registration Area.

Lost and found

Lost and found items can be recovered at the Lost and found counter located in the Registration Area.

City Info

For information on Munich City and restaurant reservations please visit the City Information Desk (main Information Point - Registration Area).

Restaurants in Messe München

There are many restaurants and snack bars throughout the building. Refer to the map for details (inside front cover).

Restaurants in Munich

Restaurant recommendations and booking service are also available at:

www.messerrestaurantfuehrer.de

Shops

A convenience store is located in the Registration Area.

The "Riem Arkaden" Shopping Centre is located next to the U-Bahn entrance «Messestadt-West».

Babycare Room

It is located in the Registration Area.

Child care services

MUCKIDS

Mrs Ricarda Bitzer

Rotwandstrasse26

81539 Munich

Germany

Phone: +49 (0) 89 / 62 00 97 80

Web: www.muckids.de/index_en.php

Medical care

Participants in need of medical treatment should contact the First Aid Point located between the Speakers Service Centre and the Registration Area.

Telephone number: +49 89 949 - 28 103

Prayer Room

It is located on the Express way above Zone B6, near the East Entrance.

Visual reproduction

Photographing or filming scientific sessions or meetings is prohibited (except with prior specific permission of the ESC).

The ESC reserves the right to video all presentations of the ESC Congress 2008.

No smoking

For the comfort and health of all participants, smoking is strictly prohibited in the building and in the Atrium outside Halls A1-A4 & B1-B4.



ESC 2008 Congress Resources

Final Programme

Additional Final Programmes can be purchased for €15 per copy on-site at the Registration Assistance desk (subject to availability). The Final Programme is also available on the ESC Web Site. For more details, visit www.escardio.org

Scientific Programme online

Use the PCs in the Technolounge and throughout the Congress Centre to consult the final programme online.

Programme-at-a-glance

The Programme-at-a-glance is in your badge holder. This is a quick way to get an overview of all sessions and activities throughout the congress, sorted by topic.

Erratum

Catch the latest changes, updates and corrections to the scientific programme in the Erratum booklet, you will find it in your Final Programme.



Bring your hand-held computer, smartphone or cellphone to the ESC Programme on the Go desk located in the Registration Area where you can quickly download the ESC Congress 2008 Final Programme.

The Programme on the Go is an easy to use, interactive, portable guide to ESC Congress 2008. Take advantage of the at-a-glance Congress overview, organised session detail, and interactive map designed to help you plan your Munich meeting schedule and find your way.

The Programme on the Go also offers quick and easy downloads of the newest ESC PDA pocket guidelines epockets releases for Palm and Windows Mobile/Pocket PC handheld computers.

VISIT US! Take a moment to speak with mobile phone and handheld computing experts while you recharge your cellphone and PDA.



The Programme on the Go is supported by Otsuka in the form of an educational Grant

Abstract Book

The ESC abstracts are now primarily made available electronically, online and on a CD-ROM. However, for those who would still like an Abstract Book, a limited supply of books will be available for purchase in the Poster Area (Zone B4), and online via the ESC Web Site. Official customised abstract books of the EHJ can also be ordered.

Abstracts Online

Consult all selected abstracts in the abstract book online during and after the Congress at: www.escardio.org/abstract-book.

Abstract Book CD-ROM

You will receive an abstract CD-Rom Voucher in your congress bag and you are invited to go to the Philips Healthcare stand (B201 in Zone A2) to redeem your personal copy.

e-Library

Located in the Poster Area (Zone B4), the e-Library is the place to go if you have missed an oral abstract or pre-arranged programme presentation. All Presentations and Posters from ESC Congress 2007 & 2008 will be available for electronic consultation exclusively onsite.

Industry Sponsored Sessions and Exhibition Delegate Bag Inserts

In your Congress bag, you will find invites created by Industry, in the form of a flyer highlighting Exhibition, Satellite Symposia, Workshop Sessions and EBAC Accredited Educational Programmes.

Exhibition, Satellite & Workshop Catalogue


This handy guide to the Exhibition area, Satellite Symposia and Workshops taking place during the Congress may be found in your delegate bag.



ESC 2008 Congress Resources

Technolounge

Without leaving the Congress Centre, you will find the perfect place to work, chat or simply relax. In addition to a quiet and comfortable atmosphere where you can review the entire ESC Congress 2008 Scientific Programme online. The Technolounge offers all the services of a fully-equipped business lounge with internet, pc workstations, wifi and printer access free of charge, to all. Located in Zone B4, make sure you visit the Technolounge, all delegates welcome.

Supported exclusively by  **SERVIER**
Servier in the form of an
Unrestricted Educational Grant

News from the ESC Congress


Make sure you pick up your free copy of **ESC Congress News**, the official 8-page newspaper of the ESC Congress, as of Saturday 30 August. Copies will be made available throughout the Congress Centre and from selected Munich hotels.

ESC Congress News will contain exclusive scientific highlights of the day, on-site reports from the previous day, photographs from key events and useful daily information.

ESC Homepage and **My ESC News**, both of which are updated frequently, provide you with the coverage of the newspaper and the live reports written by opinion leaders. This will give you the opportunity to catch up on the sessions you did not manage to attend during the Congress and to check out scientific highlights after the ESC Congress.

In your Congress Bag!

This year, look out for the 2008 Compendium of Abridged ESC Guidelines



With the compliments of the ESC Committee for Practice Guidelines

Distribution of this compendium has been made possible through an unrestricted educational grant from the following members at **the ESC Cardiovascular Round Table:**

Abbott Vascular, Boehringer-Ingelheim, Bristol-Myers Squibb,
Boston-Scientific, Lilly Critical Care, Medtronic, Novartis, Pfizer,
Sanofi-Aventis and Servier International



ESC 2008 Congress Resources Online

The ESC Congress provides a wealth of scientific and educational information on all fields of cardiology. Because it is only possible to attend a limited number of sessions or presentations, you will be pleased to know that much of this information becomes available on the ESC Web Site during the Congress, as well as being available after the Congress. Hereafter you will find a summary of these resources that we invite you to browse at your leisure.

Scientific Programme Online

The online version of the Scientific Programme allows you to prepare your congress attendance as well as reviewing abstracts online. Search the programme by topic, session or presenter...

News and Reports from the Congress

Up-to-date information from key sessions and events are posted on the ESC homepage. This includes congress reports written by leading cardiologists, Webcasts, Press Releases, news articles and much more. As a subscriber of the My ESC News, you will also receive a daily digest during the congress.

ESC Congress Reports



For first-hand, unbiased scientific opinion on key sessions and presentations, read the ESC Congress reports and find out the views of some of Europe's most well-known experts. These reports are prepared and edited on-site by our voluntary reporters and published very shortly after a session.

Visit www.escardio.org/congressreports

Webcasts



Did you miss out on any interesting sessions? Webcasts allow you to view and listen to presentations online, after the Congress. Look out for the Webcast logo next to the session title in the scientific programme...

Visit www.escardio.org/webcasts



Did you know...?

Every year, a selection of slide presentations is made available online after the Congress to browse or download... thank you to those who so generously contribute their work. The ESC Slide Resource becomes available during the month of October.

Visit www.escardio.org/slides

Daily MyESC News

Get the Daily MyESC News, our special congress editions of the main ESC e-bulletin. It is free and sent to all MyESC News subscribers. The Daily MyESC News informs you of the scientific reports published on the day in our Congress Reports section and it gives you the highlights from the ESC Congress News too. Sign up as a My ESC user on the Web Site to make sure you do not miss the Daily MyESC News.

Virtual Press Office

Daily Updates will include the latest press releases and any changes to the press conference schedule.



Press at the Congress

The ESC provides a dedicated press centre and facilities to journalists attending the congress. You can find all details at www.escardio.org/press.

Press Registration

Press representatives can register free of charge upon presentation of a valid press identity card or official letter of assignment. Press registration and press badge pick-up are conducted at the Press Registration Desk in the Press Centre on the first floor above Registration. The decision of the ESC Press Office is final regarding all press registration requests.

Press facilities

A fully equipped Press Centre will be open for registered press attendees from 15:00 on Friday 29 August 2008. The Press Conference programme will begin on Saturday 30 August 2008 and continue throughout the Congress period. ESC Press Conferences are held in the ESC Press Conference Room on the 2nd floor of the Press Centre.

Facilities include a Press Working Area, a Conference Room as well as Interview Rooms.

Staff at the ESC Press Centre will be happy to assist you with any queries.

Industry Press

Facilities are provided for industry press briefings and meetings. Industry press activities are conducted in dedicated clearly-marked rooms of the Press Centre.

Industry-organised press briefings are held in the Industry Press Conference Room on the second floor. Industry officials and their communications agents are not eligible for press registration and can therefore only access a small part of the Press Centre.

Exhibition

The ESC Congress 2008 will offer delegates one of the largest exhibit areas seen at an ESC Congress, with approximately 200 organisations from more than 30 countries, presenting their products and services with a strong focus on science and education.

From pharmaceutical products to electronic devices, diagnostic tools to telemedicine, high tech imagery to clinical management software, there will be exhibits of interest to each and every attendee.

The commercial exhibition will be spread across two Zones namely A2 and B2, whilst the Membership Zone will be in Zone C.

In Zones A2 and B2 the exhibition will be open on Saturday, from 17:00 to 20:00 and from 09:00 – 18:00 on Sunday, Monday & Tuesday. Join exhibitors at the opening cocktail from 17:30 on Saturday.

The Membership Zone is host to the ESC international family of organisations, including its constituent Associations, Working Groups and National Society members. Conveniently located in Zone C, this is a great chance to stop

for attendees to visit their own membership bodies and meet personalities face to face. This area will be open from Saturday 09:00 to 20:00 and from 09:00 - 18:00 on Sunday, Monday & Tuesday. On Wednesday it will also be open from 09:00 - 13:00.

Relax during your break periods... All three exhibition areas have ample catering and several seating areas. For a break in the sunshine, other catering outlets are located in the Atrium outside between Zones A2 and B2.

EMERGING TECHNOLOGIES SHOWCASE AREA (ETSA)

ESC is delighted to present an area dedicated to the newest developments from start-up companies at the forefront of research. See tomorrow's science and technology, today. Find the ETSA area at the front of the Exhibition, close to the entrance to Zone A2 from the Membership Zone.

Be at the **Center** of the cardiovascular world.



Register TODAY for
Scientific Sessions 2008.

Visit us at Booth
B2-A200

ONE WORLD. ONE MISSION. YOUR SPECIALTY.™

American Heart
Association



**scientific
sessions 2008**

scientificsessions.org
Promo Code PA424

Exhibits: November 9–11
Sessions: November 8–12
New Orleans, Louisiana

©2008, American Heart Association. 6/08LS1799



Acknowledgements

(As of 30/06/2008)

Exhibitors

For more information please refer to the full listing at the end of this Programme and to the Exhibition, Satellite and Workshop Catalogue.

3M Healthcare Littmann
3W Informed
Abbott Vascular
ABW Wissenschaftsverlag GmbH
Actelion Pharmaceuticals Ltd
AGA Medical Deutschland GmbH
Agfa HealthCare NV
Aipermon GmbH & Co KG
Albanian Society of Cardiology
Algerian Society of Cardiology
ALOKA Holding Europe AG
American Heart Association
American Society of Echocardiography
amg Vascular Products SRL
AOP Orphan Pharmaceuticals AG
Apoplex Medical Technologies GmbH
Association for European Paediatric Cardiology
Ass. of Cardiologists of Bosnia & Herzegovina
AstraZeneca
AtCor Medical
Austrian Society of Cardiology
B. Braun Melsungen AG
Barcelona Convention Bureau
Bayer Schering Pharma AG
Belgian Society of Cardiology
BioMed Central
Biomedical Systems SA/NV
Biosensors International
BIOTRONIK GmbH & Co KG

BMDSys GmbH
Boehringer Ingelheim
Boston Scientific
Bristol-Myers Squibb
British Cardiovascular Society
Bulgarian Society of Cardiology
Cardiac Science Corporation
Cardiette Cardioline ET Medical Devices SpA
Cardima, Inc
Cardinal Health GmbH (former Viasys Healthcare)
Cardiology Society of Serbia
CardioTek BV
Cardiovascular Credentialing International
CNSystems Medizintechnik AG
Cordis, Johnson & Johnson
Corevalve
Croatian Cardiac Society
custo med GmbH
CV Therapeutics
Cyprus Society of Cardiology
Czech Society of Cardiology
DAIICHI SANKYO EUROPE GmbH
DAIICHI SANKYO &
LILLY CRITICAL CARE EUROPE
Danish Society of Cardiology
DiagnOptics
EDAN INSTRUMENTS, INC
Egyptian Society of Cardiology
ELPEN Pharmaceuticals
Elsevier
Encysive Pharmaceuticals/Pfizer
enverdis GmbH
Ercules Comunicazioni
ESAOTE SpA

Estonian Society of Cardiology
 EuroPCR 2009
 EUROPEAN ACCREDITATION - EBAC & EBSC
 European Atherosclerosis Society
 European Resuscitation Council
 Eurovation GmbH
 FBCommunication
 Finnish Cardiac Society
 FMS, Finapres Medical Systems
 French Society of Cardiology
 Fresenius Medical Care Deutschland GmbH
 Fujifilm Europe GmbH
 Fukuda Denshi
 Future Science Group
 GE Healthcare
 Genzyme
 German Cardiac Society
 GlaxoSmithKline
 Grupo Uriach
 Haemoscope
 HealthSTATS International
 Hellenic Cardiological Society
 Hexacath / Novacor
 Hungarian Society of Cardiology
 Icelandic Society of Cardiology
 IEM Industrielle Entwicklung Medizintechnik
 und Vertriebsgesellschaft GmbH
 IKKF GmbH
 Informa Healthcare
 Innomed Medical Inc
 Integrium
 Inverness Medical
 Iroko
 Israel Heart Society
 Italian Federation of Cardiology
 Itamar Medical Ltd

Kontron Medical
 La Lettre du Cardiologue
 Latvian Society of Cardiology
 Le Cardiologue
 Lebanese Society of Cardiology
 Libyan Cardiac Society
 LIFEBRIDGE Medizintechnik AG
 Lippincott Williams & Wilkins - Wolters Kluwer Health
 Lithuanian Society of Cardiology
 Luxembourg Society of Cardiology
 MAQUET Cardiovascular AG
 Medcon A Mckesson company
 MediMatic
 Medis Medical Imaging Systems BV
 Medispec Ltd
 Meditech Ltd
 Mediterranean Cardiology Meeting 2009
 Medset Medizintechnik GmbH
 Medtronic
 Menarini Group
 Mentice
 Merck KGaA
 Merck Sharp & Dohme/Schering Plough
 Metrax GmbH
 Miltenyi Biotec GmbH
 MIS Medical Imaging Systems GmbH & Co KG
 Mortara Instrument, Inc
 MSD (Merck Sharp & Dohme)
 Multiplate Services GmbH
 NanoEnTek Incorporated
 Nanosphere, Inc
 Netherlands Society of Cardiology
 NMT Medical
 Norav Medical Ltd
 Norwegian Society of Cardiology
 Novartis Pharma AG



Acknowledgements

Occlutech GmbH
Omron Healthcare Europe BV
Orqis Medical Corporation
Osypka Dr. GmbH
Otsuka Pharmaceutical Europe Ltd
Oxford University Press
Petr Telegin Ltd
Pfizer Inc
PHA Europe
Philips Healthcare
PhysioFlow Inc
Polish Cardiac Society
Portuguese Society of Cardiology
Radi Medical Systems AB
Randox Laboratories Ltd
Recordati SpA
Reichert GmbH Medical Bookseller
Respironics International
Roche Diagnostics Ltd
Romanian Society of Cardiology
Rozinn by ScottCare, Inc
San Marino Society of Cardiology
sanofi-aventis
Schering-Plough
SCHILLER
Servier
Siemens AG Healthcare
Simbionix Corp
Slovak Society of Cardiology
Slovenian Society of Cardiology
Society of Cardiology of the Russian Federation
Society of Cardiovascular Computed Tomography
Solvay Pharmaceuticals GmbH
SORIN Group Deutschland GmbH
Spacelabs Healthcare Ltd

Spanish Society of Cardiology
Springer
St Jude Medical
Storz Medical AG
Swedish Society of Cardiology
Synovate Healthcare
Syrian Cardiovascular Association
Takeda Pharmaceutical Company Limited
TeraRecon, Inc
The Heart.org from WebMD
The Japanese Circulation Society
The Medicines Company
Thieme & Froberg GmbH
Time Research
Tomtec Imaging Systems GmbH
Toshiba Medical Systems
Translumina GmbH
Tunisian Society of Cardiology and
Cardio-Vascular Surgery
Turkish Society of Cardiology
UEMS Cardiology Section
Ukrainian Society of Cardiology
UpToDate
Vasomedical Inc
Venice Arrhythmias 2009
VisualSonics
Vitaphone GmbH
Volcano Europe
Welch Allyn
Werkmeister GmbH Co. KG
Wiley-Blackwell
Wisepress Ltd
World Heart Federation
ZAO Meditek Ltd

Satellite Symposia and Workshop Sessions

Cooperation between clinicians, researchers and the pharmaceutical and technical industries has significantly contributed to a better understanding and management of patients with cardiovascular diseases. This is reflected in a series of Satellite Symposia organised by industry as part of the congress programme.

Workshop Sessions will address current practice of medical devices & equipment and other themes relevant to the control and prevention of cardiovascular diseases.

ESC gratefully acknowledges the support of companies organising topical and exciting Satellite Symposia and Workshop Sessions.

Satellite Symposia

Abbott Vascular
Actelion Pharmaceuticals Ltd
AOP Orphan Pharmaceuticals AG
Bayer Healthcare AG
Bayer Schering Pharma AG
Berlin-Chemie
Biosite, an Inverness Medical company
Boehringer Ingelheim
Boston Scientific
Bristol-Myers Squibb
Cordis, a Johnson & Johnson Company
Daiichi Sankyo Europe GmbH
Eli Lilly and Company
GE Healthcare
GlaxoSmithKline Europe
Iroko Pharmaceuticals
Medtronic
Menarini International
Merck Serono, a division of Merck KGaA
Merck Sharp & Dohme / SP
Merck Sharp & Dohme
Miltenyi Biotec GmbH
Novartis
Pfizer Inc
Philips Healthcare
Recordati
Roche Diagnostics GmbH
sanofi-aventis
Scios Inc
Servier
Siemens AG Healthcare
Solvay Pharmaceuticals
Takeda Pharmaceuticals Europe Ltd
The Medicines Company
Toshiba Medical Systems Europe BV



Acknowledgements

Workshop Sessions

BIOTRONIK
Boston Scientific
Corevalve Inc
Encysive/Pfizer
GE Healthcare
Genzyme
Medispec Ltd
Medtronic
Radi Medical Systems AB
Respironics InternationalV
VisualSonics

Sponsors

The ESC gratefully acknowledges the following organisations which have contributed to the success of the ESC Congress 2008 via educational grants, support of delegate services and delegate materials, advertisements as well as sponsorship opportunities available at the ESC Congress 2008.

Actelion Pharmaceuticals Ltd
Agfa HealthCare
AstraZeneca
Bayer Schering Pharma AG
BIOTRONIK
Boehringer Ingelheim
Boston Scientific
Cardiome Pharma Corporation
Cordis, a Johnson & Johnson Company
CV Therapeutics Europe
DAIICHI SANKYO EUROPE GmbH
Eli Lilly and Company
Edwards Lifesciences
Encysive/Pfizer
GE Healthcare
GlaxoSmithKline
Iroko Pharmaceuticals
Medispec Ltd
Medtronic
Merck Sharp & Dohme
Merck Sharp & Dohme/
Schering-Plough
Novartis Pharma
Otsuka Pharmaceutical Europe Ltd
Pfizer Inc
Philips Medical Systems
Recordati SpA
sanofi-aventis
Servier
Siemens AG Healthcare
SP
St Jude Medical
The Medicines Company



Scientific
Programme
ESC Congress 2008



Congress Programme Committee

ESC Congress 2008

The Scientific Programme has been prepared by the Congress Programme Committee in close collaboration with the ESC Working Groups, Associations, Councils and ad hocs according to the nine following topic groups:

Congress Programme Committee 2008

K.M. Fox (London, GB), President

R. Ferrari (Ferrara, IT), President-Elect

J.J. Bax (Leiden, NL), Chairperson Congress Programme Committee

C. Mundow (Sophia Antipolis, FR), Head of Scientific Programmes Department

ARRHYTHMIAS - PACING - RESYNCHRONISATION

J. Brugada Terradellas (Barcelona, ES) - Coordinator & European Heart Rhythm Association (EHRA) Representative

I. Fernandez Lozano (Madrid, ES)

C. Leclercq (Rennes, FR)

C. Linde (Stockholm, SE)

M. J. Schalij (Voorschoten, NL)

P. Vardas (Heraklion, GR) - European Heart Rhythm Association (EHRA) Representative

HEART FAILURE - LV DYSFUNCTION

H. Drexler (Hannover, DE) - Coordinator & Heart Failure Association (HFA) Representative

M. Jessup (Philadelphia, US) - American Heart Association (AHA) Representative

M. Komajda (Paris, FR) - Past Chairperson and Vice President of Working Groups and Assoc.

T.A. McDonagh (Glasgow, GB)

M. Metra (Brescia, IT) - Heart Failure Association Representative

VALVULAR DISEASE - PULMONARY CIRCULATION - MYOCARDIAL - PERICARDIAL DISEASE

R.J.C. Hall (Norwich, GB) - Coordinator

A. Torbicki (Warsaw, PL) - Coordinator

M.J. Antunes (Coimbra, PT) - Representative of Working Group 14 on Valvular Heart Disease

H. Baumgartner (Vienna, AT) - Representative of Working Group 22 on Grown-up Congenital Heart Disease

A. Bozio (Lyon, FR) - Association of European Paediatric Cardiologists (AEPC) Representative

A. Keren (Jerusalem, IL) - Representative of Working Group 21 on Myocardial and Pericardial Diseases

J.L. Vachiery (Brussels, BE) - Representative of Working Group 12 on Pulmonary Circulation and Right Ventricular Function

ISCHAEMIA - CAD - ACUTE CARDIAC CARE

G. Filippatos (Athens, GR) - Coordinator

Keith Fox (Edinburgh, GB) - Coordinator

C.W. Hamm (Bad Nauheim, DE)

D. Hasdai (Petah-Tikva, IL)

K. Huber (Vienna, AT) - Representative of Working Group 18 on Thrombosis

S.D. Kristensen (Aarhus, DK) – Coordinator Highlight Session

M. Marzilli (Livorno, IT) - Representative of Working Group 6 on Coronary Pathophysiology and Microcirculation

M. Tubaro (Rome, IT) - Representative of Working Group 27 on Acute Cardiac Care

INTERVENTIONS - PERIPHERAL CIRCULATION - STROKE - SURGERY

E. Eeckhout (Lausanne, CH) - Coordinator

N. Al-Attar (Paris, FR) – Representative of Working Group 25 on Cardiovascular Surgery

A. Balbarini (Pisa, IT) - Representative of Working Group 16 on Peripheral Circulation

C. Di Mario (London, GB) - European Association of Percutaneous Cardiovascular Interventions (EAPCI) Representative

F. Eberli (Zurich, CH) - European Association of Percutaneous Cardiovascular Interventions (EAPCI) Representative

J. Marco (Toulouse, FR) - European Association of Percutaneous Cardiovascular Interventions (EAPCI) Representative

D. Poldermans (Rotterdam, NL)

F. Schiele (Besançon, FR)

P. Sergeant (Bertem, BE) –European Association for Cardio Thoracic Surgery Representative

M. Shelton (Springfield, US) - American College of Cardiology (ACC) Representative

S. Smith (Chapel Hill, US) – World Heart Federation (WHF) Representative

W. Wijns (Aalst, BE) - European Association of Percutaneous Cardiovascular Interventions (EAPCI) Representative & WHF Representative

EXERCISE - EPIDEMIOLOGY - PREVENTION - NURSING

J. Perk (Oskarshamn, SE) - Coordinator & European Association for Cardiovascular Prevention and Rehabilitation (EAPCR) Representative

V. Conraads (Edegem, BE)

M.C. Deaton (Manchester, GB) - Community Care Needs Assessment Project (CCNAP) Representative

R. Hobbs (Birmingham, GB) – European Primary Care Cardiovascular Society (EPCCS) Representative

J. Niebauer (Salzburg, AT)

N. Panhuyzen-Goedkoop (Rozendaal, NL)

H. Saner (Bern, CH) - European Association for Cardiovascular Prevention and Rehabilitation (EACPR) Representative

T. Zdrojewski (Sopot, PL) - European Association for Cardiovascular Prevention and Rehabilitation (EAPCR) Representative

HYPERTENSION - PHARMA

F. T. Ruschitzka (Zurich, CH) - Coordinator

D. Atar (Oslo, NO) - Representative of Working Group 3 on Cardiovascular Pharmacology and Drug Therapy

B. Crozatier (Chatenay Malabry, FR)

R. Fagard (Leuven, BE) - Representative of Working Group 20 on Hypertension and the Heart

BASIC SCIENCE

R. De Caterina (Chieti, IT) – Coordinator

A. R. Pries (Berlin, DE) – Coordinator

G. Caruso (Bari, IT) - Representative of Working Group 17 on Developmental Anatomy and Pathology

B. Casadei (Oxford, GB) - Representative of Working Group 11 on Cardiac Cellular Electrophysiology

P. Doevendans (Utrecht, NL) - Representative of Working Group 2 on Cellular Biology of the Heart

R. Ferrari (Ferrara, IT) – President Elect - International Society for Heart Research (ISHR) Representative

S. Harding (London, GB) - International Society for Heart Research (ISHR) Representative

G. Pasterkamp (Utrecht, NL) - Representative of Working Group 23 on Pathogenesis of Atherosclerosis

Z. Reiner (Zagreb, HR) - European Atherosclerosis Society (EAS) Representative

CARDIAC IMAGING - COMPUTERS

J. Knuuti (Turku, FI) – Coordinator & Representative of Working Group 5 on Nuclear Cardiology

P. Nihoyannopoulos (London, GB) – Coordinator & European Association of Echocardiography (EAE) Representative

P. Buser (Basel, CH) - Representative of Working Group 26 on Cardiovascular Magnetic Resonance

M. Hoeher (Bayreuth, DE) - Representative of Working Group 15 on Computers in Cardiology

L. Piérard (Liège, BE)

J. Schwitter (Zurich, CH) - Representative of Working Group 26 on Cardiovascular Magnetic Resonance

FOCUS COMMITTEE

R.J.C. Hall (Norwich, GB) – Chairperson

C.W. Hamm (Bad Nauheim, DE) – Chairperson

E. Eeckhout (Lausanne, CH)

G. Filippatos (Athens, GR)

J. Marco (Toulouse, FR)

P. Nihoyannopoulos (London, GB)

L. Piérard (Liège, BE)





Guidelines for Speakers

Speakers must upload their presentation in advance:

- Either online: this is ONLY possible via My ESC (ESC Online Services), (myESC.escardio.org), with your usual username & password, **from 18 August to 2 September (midnight GMT)**.
- Or at the Speakers' Service Centre (SSC) (Zone C) a minimum of 3 hours before the session starts or the day before if the session is at 8:30! Presentations received after this deadline cannot be guaranteed audiovisual support.

RESTRICTION:

- Personal laptop computers cannot be connected to the projectors in lecture rooms.
- Presentations cannot be loaded directly on the computer of the lecture rooms



SSC OPENING HOURS

Saturday 30 August
08:00 - 18:30
Sunday 31 August
07:30 - 18:30
Monday 1 September
07:30 - 19:00
Tuesday 2 September
07:30 - 18:30
Wednesday 3 September
07:30 - 11:30

Please think of uploading your slides in the Speakers Service Centre (SSC) as early as possible.

Peak hours of operation in the SSC are during coffee breaks and lunch breaks. In order to maximise your time in the SSC, and the attention that we are able to give you, we highly recommend visiting early in the morning or during the sessions.

The SSC hostesses will be happy to welcome you in a relaxed and friendly atmosphere. Highly experienced and skilled technicians will assist you to transfer and to confirm your presentation(s). Once uploaded to the respective lecture room, presentations will be played locally.

(Continued on the next page)



Guidelines for Speakers

DISCLOSURE OF CONFLICT OF INTEREST

The Congress Programme Committee requests speakers, chairs and poster presenters to disclose potential conflict of interest. Speakers and Chairs are requested to disclose potential conflicts of interest regarding the topics of the presentations during the first slide of the session for Chairs or the first slide of the presentation for Speakers. Poster presenters are requested to disclose potential conflicts of interest regarding their current poster presentation at the bottom of their poster. This will allow the audience to take potential conflicts of interest into account when assessing the objectivity of the presentation.

A potential conflict of interest may arise from various relationships, past or present, such as employment, consultancy, investments and stock ownership, funding for research, family relationship, etc.

WHAT ABOUT THE SUPPORT OF MY PRESENTATION?

You can only upload your presentation via My ESC (ESC Online Services), (myESC.escardio.org), with your usual username & password, from 18 August to 2 September (midnight GMT).



- For ALL other presentations (Chairpersons introductions, satellites sessions, etc...), bring them on a CD-Rom, DVD-Rom, Memory Stick or Laptop to the SSC (Zone C)
- All PCs in the SSC and the lecture rooms will run Windows XP and Office 2003
- If you have technical questions regarding your presentation before the congress, you may contact esc@m-congress.com
- For general scientific questions, please contact scientific@escardio.org
(Caution, please do NOT attach any presentation to e-mails)

Rehearsal: In the SSC, a demonstration computer will be representative of what is supplied in the lecture room. We strongly recommend that all speakers should familiarise themselves with the mouse control.

To the attention of MAC users!

If your presentation is on a Mac computer, we kindly urge you to meet with a dedicated Mac technician in the SSC to either make sure that your presentation will run properly on the PCs or to anticipate a backup solution.

IN THE LECTURE ROOM

From the lectern, you will launch your own presentation via userfriendly interface and control it directly with a mouse. We strongly recommend the use of the mouse pointer, instead of any laser pointer (not provided).

Chairpersons will easily follow the presentations on a dedicated monitor.

RESTRICTION:

- Personal laptop computers cannot be connected to the projectors in lecture rooms.
- Presentations cannot be loaded directly on the computer of the lecture rooms

FOCUS SPEAKERS

Focus Speakers must use the dedicated Focus Lounge (Zone B4) for the validation of their Focus Presentations



Highlight 2008: Cardiovascular Imaging



Cardiovascular imaging has become a key component in clinical cardiology. Over the past decades, we have witnessed a revolution in terms of imaging equipment and software packages: cardiovascular imaging is nowadays fully integrated in patient care. Cardiovascular imaging therefore has been selected as the theme for the ESC Congress 2008. A comprehensive update, together with the most recent developments in imaging will be provided, with a focus not only on technical innovations, but also on implementation in clinical practice.





Sunday 31 August

Left ventricular hypertrophy and function in hypertension: what's new?	Page xx
08:30 - 10:00 Warsaw (Zone A3)	
Challenges in hypertrophic cardiomyopathy	xx
08:30 - 10:00 Cairo (Zone B1)	
Toxic heart valvulopathies	xx
08:30 - 10:00 Tel Aviv (Zone B1)	
Bicuspid aortic valve disease: an old disease with a new name?	xx
08:30 - 10:00 Copenhagen (Zone B3)	
How can echo guide the management of asymptomatic valve disease?	xx
10:05 - 10:55 Brussels (Zone A1)	
Imaging in cardiac resynchronisation therapy: from the veins to the muscle (Abstract Session)	xx
11:00 - 12:30 Oslo (Zone A1)	
Unique contributions of cardiovascular magnetic resonance to diagnostic cardiology (ESC and SCMR)	xx
11:00 - 12:30 Cairo (Zone B1)	
The strengths of the imaging modalities in coronary artery disease - changing roles	xx
11:00 - 12:30 Tel Aviv (Zone B1)	
The vulnerable plaque: have we made progress?	xx
11:00 - 12:30 Ankara (Zone B3)	
Controversies in endocarditis	xx
11:00 - 12:30 Athens (Zone B3)	
The increasing clinical role of contrast echocardiography (Abstract Session)	xx
11:00 - 12:30 Algiers (Zone C)	
How to identify the high-risk patient?	xx
12:45 - 13:45 Tel Aviv (Zone B1)	
Cardiac resynchronisation therapy: optimisation in clinical practice (Abstract Session)	xx
14:00 - 15:30 Oslo (Zone A1)	
Cardiovascular imaging in multimodality environment (ESC and ASNC)	xx
14:00 - 15:30 Cairo (Zone B1)	
Difficulties in the diagnosis of aortic stenosis	xx
14:00 - 15:30 Tel Aviv (Zone B1)	
Stress echo in clinical practice. LIVE from Liege - Supported by GE Healthcare in the form of an unrestricted educational grant (Focus Session)	xx
14:00 - 15:30 London (Zone B4)	
Coronary computed tomography angiography: watch experts read unknown cases	xx
15:35 - 16:25 Brussels (Zone A1)	
Managing mitral regurgitation to preserve left ventricular function	xx
16:30 - 18:00 Cairo (Zone B1)	
How safe is cardiac imaging?	xx
16:30 - 18:00 Tel Aviv (Zone B1)	
Light and sound to explore stents (Abstract Session)	xx
16:30 - 18:00 Prague (Zone B3)	
New echo techniques in valvular disease. LIVE from Liege - Supported by Philips Healthcare in the form of an unrestricted educational grant (Focus Session)	xx
16:30 - 18:00 London (Zone B4)	
Update in cardiac computed tomography (Abstract Session)	xx
16:30 - 18:00 Algiers (Zone C)	
Heart failure with preserved systolic functions: pathophysiologic and prognostic determinants (Abstract Session)	xx
16:30 - 18:00 Riga (Zone C)	

Cardiac imaging in 2020	16:30 - 18:00	Rome (Zone C)	XX
'Can you read 3D? Test yourself!'	18:15 - 19:15	Brussels (Zone A1)	XX
Coronary computed tomography angiography: watch experts read unknown cases (Repeat session)	18:15 - 19:15	Berne (Zone C)	XX
How can echo guide the management of asymptomatic valve disease? (Repeat session)	18:15 - 19:15	Lisbon (Zone C)	XX

Monday 1 September

Page

Advances in imaging and management of arrhythmogenic right ventricular cardiomyopathy	08:30 - 10:00	Brussels (Zone A1)	XX
How to improve the rate of responders with cardiac resynchronisation therapy?	08:30 - 10:00	Madrid (Zone A1)	XX
Cardiac computed tomography in coronary artery disease: when to use and when not to use (ESC and SCCT)	08:30 - 10:00	Cairo (Zone B1)	XX
 Quantitative positron emission tomography imaging from micro- to macrovascular abnormalities	08:30 - 10:00	Tel Aviv (Zone B1)	XX
 In vivo imaging for cardiac regeneration	08:30 - 10:00	Lisbon (Zone C)	XX
Stress echo in clinical practice (Abstract Session)	08:30 - 10:00	Riga (Zone C)	XX
Imaging valve disease in 2008	08:30 - 10:00	Rome (Zone C)	XX
Cardiac magnetic resonance imaging in heart failure	10:05 - 10:55	Brussels (Zone A1)	XX
Evolving role of echo in heart failure (ESC and ASE)	11:00 - 12:30	Cairo (Zone B1)	XX
Differentiation of non-myocardial tissue in the heart by cardiovascular magnetic resonance	11:00 - 12:30	Tel Aviv (Zone B1)	XX
Expanding horizons in mitral valve repair	11:00 - 12:30	Copenhagen (Zone B3)	XX
 Acute dyspnea: diagnosis please!	12:45 - 13:45	Oslo (Zone A1)	XX
Percutaneous valves: clinical experience and imaging	14:00 - 15:30	Cairo (Zone B1)	XX
Which imaging technique in?	14:00 - 15:30	Paris (Zone B1)	XX
Clinical applications of nuclear imaging - new indications and techniques	14:00 - 15:30	Tel Aviv (Zone B1)	XX
Difficult management problems with aortic stenosis	14:00 - 15:30	Athens (Zone B3)	XX
Endocarditis: diagnosis, decision making and treatment	14:00 - 15:30	Copenhagen (Zone B3)	XX
 MRI - imaging heart muscle. LIVE from Berlin - Supported by Philips Healthcare in the form of an unrestricted educational grant (Focus Session)	14:00 - 15:30	London (Zone B4)	XX
Magnetic navigation for arrhythmia ablation (Abstract Session)	14:00 - 15:30	Riga (Zone C)	XX
Echo in cardiac resynchronisation therapy. A joint journey from selection to optimisation	15:35 - 16:25	Brussels (Zone A1)	XX
Challenges in valvular heart disease (Abstract Session)	16:30 - 18:00	Cairo (Zone B1)	XX
The pros and cons of coronary computed tomography angiography	16:30 - 18:00	Tel Aviv (Zone B1)	XX

The clinical relevance of myocardial necrosis during percutaneous coronary intervention	
16:30 - 18:00 Ankara (Zone B3)	
Difficult mitral valve problems	xx
16:30 - 18:00 Athens (Zone B3)	
Intravascular ultrasound: clinical device or research tool?	xx
16:30 - 18:00 Copenhagen (Zone B3)	


Tuesday 2 September

Page

Cardiac imaging and navigation in catheter ablation of atrial fibrillation	xx
08:30 - 10:00 Brussels (Zone A1)	
Imaging controversies in resynchronisation therapy	xx
08:30 - 10:00 Budapest (Zone A1)	
Chest pain in the emergency room: challenges and solutions	xx
08:30 - 10:00 Warsaw (Zone A3)	
Myocarditis: update on imaging and contemporary management	xx
08:30 - 10:00 Cairo (Zone B1)	
The year in clinical imaging	xx
08:30 - 10:00 Tel Aviv (Zone B1)	
 The vulnerable plaque in 2008 (Abstract Session)	xx
08:30 - 10:00 Zagreb (Zone B3)	
Advances in clinical nuclear cardiology (Abstract Session)	xx
08:30 - 10:00 Riga (Zone C)	
Comprehensive imaging of coronary heart disease	xx
10:05 - 10:55 Brussels (Zone A1)	
Myocardial viability in the management of coronary artery disease	xx
11:00 - 12:30 Warsaw (Zone A3)	
Application of new imaging techniques in congenital heart disease	xx
11:00 - 12:30 Cairo (Zone B1)	
 Highlights from Euroecho 2007	xx
11:00 - 12:30 Paris (Zone B1)	
 Ultrasound-directed gene and drug therapy	xx
11:00 - 12:30 Tel Aviv (Zone B1)	
Percutaneous aortic valve implantation: a consensus between cardiologists and surgeons	xx
11:00 - 12:30 Athens (Zone B3)	
Right ventricular function: new imaging options (Abstract Session)	xx
11:00 - 12:30 Prague (Zone B3)	
 Coronary CT Angiography for Cardiac Interventions. LIVE from Rotterdam - Supported by Siemens AG Healthcare in the form of an unrestricted educational grant (in collaboration with EuroPCR-EAPCI) (Focus Session)	xx
11:00 - 12:30 London (Zone B4)	
Cardiovascular magnetic resonance in coronary artery disease (Abstract Session)	xx
11:00 - 12:30 Riga (Zone C)	

Wednesday 3 September

Page

State of the Art - Imaging challenges in clinical practice (State of the Art and Featured Research Session)	xx
08:30 - 10:00 Tel Aviv (Zone B1)	
 The use of echo techniques in cardiovascular experimental medicine (Abstract Session)	xx
08:30 - 10:00 Lisbon (Zone C)	
Progress in computerbased analysis in cardiology (Abstract Session)	xx
11:00 - 12:30 Tel Aviv (Zone B1)	
Molecular imaging and positron emission tomography (Abstract Session)	xx
11:00 - 12:30 Berne (Zone C)	
Novel echocardiographic modalities for the assessment of ventricular function (Abstract Session)	xx
11:00 - 12:30 Lisbon (Zone C)	



Basic Science at ESC Congress 2008



The programme in Basic Science consists of symposia, debates and abstract sessions on a range of topics and includes translational research as well as more basic conceptual research.

Oral presentations: Special Sessions

Sunday 31 August

Young Investigator's Awards Session on Basic Science

12:40 - 13:55 Riga (Zone C)

Page

xx

Monday 1 September

Science Hot Line

11:00 - 12:30 Lisbon (Zone C)

xx

ESC William Harvey Lecture on Basic Science

14:00 - 15:30 Lisbon (Zone C)

xx

Oral presentations: State-of-the-Art in Basic Science

These sessions cover the latest research in the cardiovascular field and are intended for the basic scientists in particular.

Sunday 31 August

Vascular development: genetics versus environmental control

08:30 - 10:00 Berne (Zone C)

xx

Vascular stress

11:00 - 12:30 Lisbon (Zone C)

xx

Cardiovascular Research symposium on sarcoplasmic reticulum - mitochondrial axis in cardiac disease

14:00 - 15:30 Algiers (Zone C)

xx

Breakthrough or aberration? Neovascularisation in cardiovascular disease

14:00 - 15:30 Berne (Zone C)

xx

Hypoxia-inducible factor (HIF) and adaptation to hypoxia

16:30 - 18:00 Berne (Zone C)

xx

Monday 1 September

An integrated view of cardiac development

08:30 - 10:00 Berne (Zone C)

xx

In vivo imaging for cardiac regeneration

08:30 - 10:00 Lisbon (Zone C)

xx

Structure/function relationships in the heart

16:30 - 18:00 Lisbon (Zone C)

xx

Tuesday 2 September

Genetic pathways in cardiac disease

08:30 - 10:00 Lisbon (Zone C)

xx

From developmental biology to in vitro cardiomyogenesis (Abstract Session)

11:00 - 12:30 Algiers (Zone C)

xx

Progress in cardiac and vascular tissue engineering

11:00 - 12:30 Lisbon (Zone C)

xx

Wednesday 3 September

Integrating vascular function: the endothelium (Abstract Session)

08:30 - 10:00 Algiers (Zone C)

xx

Understanding vascular biology (Abstract Session)

11:00 - 12:30 Riga (Zone C)

xx


Oral presentations: Translating Basic Science into Clinical Practice (Basic Science Track)

The Basic Science track covers the new, ongoing research with potential clinical application and is addressed to researchers as well as clinicians.


Sunday 31 August

	Page
Use and abuse of biomarkers in acute coronary syndromes	xx
08:30 - 10:00 Belgrade (Zone A3)	
Adjunctive treatment in acute coronary syndrome: novel or harmful? (Abstract Session)	xx
08:30 - 10:00 Sofia (Zone A3)	
Excitement in excitability: the molecular side of arrhythmias (Abstract Session)	xx
08:30 - 10:00 Algiers (Zone C)	
Regenerative therapy in heart failure: a bridge too far?	xx
14:00 - 15:30 Paris (Zone B1)	
Inflammation in heart failure (Abstract Session)	xx
16:30 - 18:00 Oslo (Zone A1)	
Inflammatory vascular disease	xx
16:30 - 18:00 Ankara (Zone B3)	

Monday 1 September


New prognostic markers in acute cardiac care (Abstract Session)	xx
08:30 - 10:00 Sofia (Zone A3)	
Novel approaches to individualised diagnosis and treatment of heart failure	xx
08:30 - 10:00 Paris (Zone B1)	
 Quantitative positron emission tomography imaging from micro-to macrovascular abnormalities	xx
08:30 - 10:00 Tel Aviv (Zone B1)	
Stable angina: risk markers and potential treatments (Abstract Session)	xx
14:00 - 15:30 Sofia (Zone A3)	
Platelet function and targets	xx
16:30 - 18:00 Belgrade (Zone A3)	
How about a healthy lifestyle? (Abstract Session)	xx
16:30 - 18:00 Helsinki (Zone A3)	
Physical exercise: is it all about nitric oxide?	xx
16:30 - 18:00 Vienna (Zone A4)	
Autoantibody in dilated cardiomyopathy: bystander or biomarker?	xx
16:30 - 18:00 Paris (Zone B1)	
Biomarkers: new kids on the block (Abstract Session)	xx
16:30 - 18:00 Prague (Zone B3)	

Tuesday 2 September

Should women with acute coronary syndromes be treated differently? (Abstract Session)	xx
08:30 - 10:00 Sofia (Zone A3)	
Mechanical reperfusion: improving the outcome (Abstract Session)	xx
11:00 - 12:30 Sofia (Zone A3)	
Biomarkers as possible surrogates in heart failure	xx
11:00 - 12:30 Stockholm (Zone B1)	
 Ultrasound-directed gene and drug therapy	xx
11:00 - 12:30 Tel Aviv (Zone B1)	

Wednesday 3 September

Ischaemia: novel experimental studies (Abstract Session)	xx
08:30 - 10:00 Helsinki (Zone A3)	

	The use of echo techniques in cardiovascular experimental medicine (Abstract Session)	xx
	08:30 - 10:00 Lisbon (Zone C)	
	Statins in heart failure: still alive? (Abstract Session)	xx
	11:00 - 12:30 Cairo (Zone B1)	

Oral presentations: Bench to Bedside

These symposia consider a clinical problem from basic mechanisms to therapeutic approach and management.


Sunday 31 August

	Preconditioning and postconditioning: ready for prime time?	Page xx
	08:30 - 10:00 Lisbon (Zone C)	
	Micro-RNAs in the heart: small molecules with major impact (ESC and AHA)	xx
	11:00 - 12:30 Berne (Zone C)	
	Myopericarditis: from bench to bedside (Abstract Session)	xx
	14:00 - 15:30 Zagreb (Zone B3)	
	High-density lipoprotein and ApoA1-Milano – Full circle from bench to bedside (Abstract Session)	xx
	14:00 - 15:30 Riga (Zone C)	
	Chemokines in the pathogenesis and progression of atherosclerosis	xx
	16:30 - 18:00 Lisbon (Zone C)	

Monday 1 September

	The dark side of reperfusion	xx
	08:30 - 10:00 Belgrade (Zone A3)	
	Healthy bone marrow for a healthy heart (Abstract Session)	xx
	08:30 - 10:00 Helsinki (Zone A3)	
	High-density lipoprotein and vascular health in the light of new trials (ESC and EAS)	xx
	08:30 - 10:00 Bucharest (Zone A4)	
	New vessels and changed vessels: angiogenesis and vascular remodelling (Abstract Session)	xx
	08:30 - 10:00 Algiers (Zone C)	
	The monocyte: much more than just an inflammatory cell	xx
	11:00 - 12:30 Berne (Zone C)	
	New venues in cardiac hypertrophy and heart failure	xx
	14:00 - 15:30 Berne (Zone C)	
	Bone marrow progenitors: filling the bench to bedside gap (Abstract Session)	xx
	16:30 - 18:00 Algiers (Zone C)	

Tuesday 2 September

	Update on eplerenone, erythropoetin and phosphodiesterase inhibitor in CHF (Abstract Session)	xx
	08:30 - 10:00 Oslo (Zone A1)	
	Controversies in hypertension: from coffee to CAFE (Abstract Session)	xx
	08:30 - 10:00 Helsinki (Zone A3)	
	The vulnerable plaque in 2008 (Abstract Session)	xx
	08:30 - 10:00 Zagreb (Zone B3)	
	Cellular and molecular mediators of atherothrombosis (Abstract Session)	xx
	08:30 - 10:00 Algiers (Zone C)	
	Emerging concepts in the pathogenesis and management of atrial fibrillation	xx
	08:30 - 10:00 Berne (Zone C)	
	Graft arteriosclerosis: new insights	xx
	11:00 - 12:30 Berne (Zone C)	
	Stem cells: what the clinician should know	xx
	11:00 - 12:30 Rome (Zone C)	

Wednesday 3 September

**Factors influencing the occurrence of atrial fibrillation and its treatment
(Abstract Session)**

08:30 - 10:00 Budapest (Zone A1)

News on B- type - natriuretic peptide (Abstract Session)

08:30 - 10:00 Cairo (Zone B1)

State of the Art - Novel therapies in heart failure (State of the Art and Featured Research Session)

08:30 - 10:00 Paris (Zone B1)

State of the Art - Long term outcome after heart transplantation (State of the Art and Featured Research Session)

08:30 - 10:00 Prague (Zone B3)

State of the Art - Atherosclerosis: not just the usual suspects (State of the Art and Featured Research Session)

08:30 - 10:00 Berne (Zone C)

Known and unknown in cardiac protection (Abstract Session)

08:30 - 10:00 Riga (Zone C)

Clinically relevant basic and genetic aspects of arrhythmias (Abstract Session)

11:00 - 12:30 Budapest (Zone A1)

Arterial stiffness and hypertension (Abstract Session)

11:00 - 12:30 Sofia (Zone A3)

Antiplatelet therapy in percutaneous coronary intervention. What's new?

(Abstract Session)

11:00 - 12:30 Warsaw (Zone A3)

**Is fat always bad? The emerging role of adipokines in cardiovascular pathogenesis
(Abstract Session)**

11:00 - 12:30 Vienna (Zone A4)

Prognostic markers in acute and chronic pulmonary hypertension (Abstract Session)

11:00 - 12:30 Paris (Zone B1)

Update on prognosis in heart failure (Abstract Session)

11:00 - 12:30 Stockholm (Zone B1)

Anything new about lipids and atherosclerosis? (Abstract Session)

11:00 - 12:30 Algiers (Zone C)

Page

xx

xx

xx

xx

xx

xx

xx

xx

xx

xx

xx

xx

xx

On **Monday 1 September**, the **Council for Basic Cardiovascular Sciences** invites all participants in the Basic Science programme to the Poster Reception to be held in the **Poster Area (Zone B4)** from **18:30 to 20:00**.

FOCUS IMAGING INTERVENTION

Room: London (Zone B4)

The Focus Imaging Intervention sessions address current problems and new developments in catheter-based and surgical interventions, as well as non-invasive diagnostic procedures. Experts will demonstrate these techniques live, and a panel will discuss their indications and their use in daily patient care. These sessions integrate unlimited audiovisual facilities, and interaction with the audience will be stimulated using a voting system.

Sunday 31 August



08:30-10:00

*The best of EuroPCR 2008 — E. Eeckhout - W. Wijns

XX



11:00-12:30

*Complex PCI - *Live from Katowice* — J.L. Pomar Moya-Prats - J. Fajadet
Supported by **Cordis, a Johnson & Johnson Company** in the form of an unrestricted educational grant

XX



14:00-15:30

Stress echo in clinical practice. - *Live from Liège*
— L. Piérard - J. Bermejo - Supported by **GE Healthcare** in the form of an unrestricted educational grant

XX



16:30-18:00

New echo techniques in valvular disease - *Live from Liège*
— J.L. Zamorano Gomez - P. Nihoyannopoulos - Supported by **Philips Healthcare** in the form of an unrestricted educational grant

XX

Monday 1 September

08:30-10:00

*Transcatheter aortic valve implantation. Video recorded case from Bichat Hospital, FR and the University of Leipzig, DE.- Supported by **Edwards Lifesciences** in the form of an unrestricted educational grant
— A. Vahanian - F.W. Mohr

XX



11:00-12:30

*Carotid stenting - *Live from Munich* — H. Sievert - F. Castriota

XX



14:00-15:30

MRI - imaging heart muscle - *Live from Berlin*
— E. Fleck - A.P. Banning - Supported by **Philips Healthcare** in the form of an unrestricted educational grant

XX

16:30-18:00

The patient with syncope — M. Brignole - J.J. Blanc

XX

Tuesday 2 September

08:30-10:00

The patient with hypertrophic cardiomyopathy — P.M. Elliott - A. Keren

XX



11:00-12:30

*Coronary CT angiography for cardiac interventions. *Live from Rotterdam*
— S. Achenbach - P.J. De Feyter - Supported by **Siemens AG Healthcare Sector** in the form of an unrestricted educational grant

XX

*In collaboration with EuroPCR-EAPCI




FOCUS CARDIOLOGY PRACTICE


Room: The Hague (Zone B4)

These sessions address the needs of practicing cardiologists, focusing on patient-oriented clinical decision-making. Experienced clinicians will present cases and discuss diagnostic and therapeutic options with the audience in an interactive manner. The application of guidelines and optimal patient management, based on clinical observations, laboratory examinations, echocardiography, electrophysiology, angiography, and other investigations are critically reviewed.

Sunday 31 August

- 08:30-10:00**
 Heart failure after myocardial infarction — M. Boehm - G.S. Filippatos xx
- 11:00-12:30**
Co-morbidity and chronic coronary artery disease — L. Rydén - H. Saner xx
Supported by CV Therapeutics Europe in the form of an unrestricted educational grant
- 14:00-15:30**
Co-morbidity in heart failure patients — J.J.V. McMurray - P. Ponikowski xx
- 16:30-18:00**
Acute myocardial infarction: the difficult case — F. Van de Werf - P. Widimsky xx
Supported by Boehringer Ingelheim in the form of an unrestricted educational grant

Monday 1 September

- 08:30-10:00**
 Pulmonary embolism — A. Torbicki - J.P. Bassand xx
- 11:00-12:30**
Non-cardiac surgery in cardiac patients — S. Kownator - M. Kelm xx
- 14:00-15:30**
Evaluation of systolic and diastolic function, does it matter?
— M. Tendera - O.A. Smiseth xx
- 16:30-18:00**
Practical approach to cardiopulmonary exercise testing
— D. Gaita - M. Mendes xx

Tuesday 2 September

- 08:30-10:00**
Practical approach to atrial fibrillation — A.J. Camm - K.H. Kuck xx
Supported by sanofi-aventis in the form of an unrestricted educational grant
- 11:00-12:30**
All about weight — S.D. Anker - J. Murin xx

The audiovisual support of the Focus sessions is provided by mediAventures, a Belgium based company specialised in the end-to-end multimedia production for medical live transmissions and conferences. Full high definition television techniques are employed for acquisition, transmission and projection from cathlabs and OR's worldwide. For more information or advice on this new quality standard for high-end medical training and post-education projects visit their website www.mediaventures.be

2008





Highlight Session

The entire congress summarised for you in just one session!
On the last day of the congress, this session will provide you with overviews
of new and exciting developments in basic, clinical and population sciences
as presented at this year's congress.
All important take-home messages in a nutshell!

Wednesday 3 September 2008

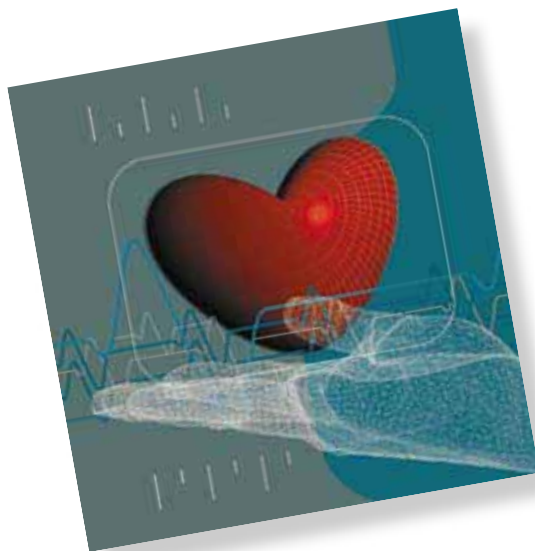
11:00 - 12:50

Munich (Zone A4)

Chairpersons:

J J Bax (Leiden, NL)

K M Fox (London, GB)



11:00	ESC Congress 2008 Awards	
11:10	Basic Science	B Casadei (Oxford, GB)
11:21	Hypertension and risk factors	H Schunkert (Lubeck, DE)
11:32	Imaging	L A Pierard (Liege, BE)
11:43	Arrhythmias	P E Vardas (Heraklion, GR)
11:54	Acute coronary syndromes	K A Fox (Edinburgh, GB)
12:05	Interventional cardiology	E Eeckhout (Lausanne, CH)
12:16	Valvular heart disease	H Baumgartner (Muenster, DE)
12:27	Heart failure and cardiomyopathies	H Drexler (Hannover, DE)
12:38	Prevention	J Perk (Oslo, SE)



Main Sessions

These are sessions in which renowned experts present state of the art reviews on clinical cardiology, basic and clinical cardiovascular research, and epidemiology, with a perspective for today's clinical practice.

Sunday 31 August

Fallacies from clinical trials

08:30 - 10:00 Rome (Zone C)

'Courageous' treatment for stable coronary disease

11:00 - 12:30 Berlin (Zone A3)

From hypertension to heart failure: the disease continuum

11:00 - 12:30 Rome (Zone C)

Cardiac imaging in 2020

16:30 - 18:00 Rome (Zone C)

Page

xx

xx

xx

xx

Monday 1 September

Imaging valve disease in 2008

08:30 - 10:00 Rome (Zone C)

Management of atrial fibrillation in the elderly

11:00 - 12:30 Rome (Zone C)

Safety of drug-eluting stents: two years after Barcelona

14:00 - 15:30 Rome (Zone C)

Antithrombotic and antiplatelet treatment in coronary artery disease: 2008

16:30 - 18:00 Rome (Zone C)

xx

xx

xx

xx

Tuesday 2 September

The year in clinical imaging

08:30 - 10:00 Tel Aviv (Zone B1)

Fit to play? Cardiac abnormalities in sports

08:30 - 10:00 Rome (Zone C)

Percutaneous aortic valve implantation: a consensus between cardiologists and surgeons

11:00 - 12:30 Athens (Zone B3)

Stem cells: what the clinician should know

11:00 - 12:30 Rome (Zone C)

xx

xx

xx

xx

Wednesday 3 September

Highlight Session

11:00 - 12:49 Munich (Zone A4)

xx



Hot Line and Clinical Trial Update Sessions

The most important new clinical trial results relevant to clinical practice.


Hot Line Sessions

			Page
Hot Line I	<i>Sunday 31 August</i>	11:00 - 12:30 Munich (Zone A4)	xx
Hot Line II	<i>Monday 1 September</i>	11:00 - 12:30 Munich (Zone A4)	xx
Hot Line III	<i>Tuesday 2 September</i>	11:00 - 12:30 Munich (Zone A4)	xx

Clinical Trial Update Sessions

Clinical Trial Update I	<i>Sunday 31 August</i>	14:00 - 15:30 Munich (Zone A4)	xx
Clinical Trial Update II	<i>Tuesday 2 September</i>	08:30 - 10:00 Athens (Zone B3)	xx
Clinical Trial Update III	<i>Wednesday 3 September</i>	08:30 - 10:00 Munich (Zone A4)	xx

Science Hot Line

 The Science Hot Line session allows for submission of late-breaking experimental work practice.	<i>Monday 1 September</i>	11:00 - 12:30 Lisbon (Zone C)	xx
---	---------------------------	-------------------------------	----

NEW

Meet the Trialists

3 new sessions will cover 3 of the best late breaking trials and will provide the opportunity to interact directly with the Presenters of these trials. The sessions will take place from **15:45 - 16:15**, immediately after the Hot Line presentations - hot for the press!



The GISSI-HF results:

effects of statins in patients with symptomatic chronic heart failure.

Sunday 31 August Helsinki (Zone A3) xx



The BEAUTIFUL study:

efficacy of ivabradine in reduction of cardiovascular events among patients with stable coronary artery disease and left ventricular dysfunction.

Sunday 31 August Sofia (Zone A3) xx



The SYNTAX Study:

the SYnergy between Percutaneous Coronary Intervention and Cardiac Surgery

Monday 1 September Sofia (Zone A3) xx








Meet the Experts






Lunch time and 2 evening sessions focus on practical management of cardiovascular diseases in daily situations. Each session deals with two case presentations discussed by a panel of experts, and refer to current ESC guidelines.



Sunday 31 August

	Therapeutical options in atrial fibrillation, young versus elderly patients	Page xx
	12:45 - 13:45 Brussels (Zone A1)	
	Getting to the heart of 'resistant' hypertension	xx
	12:45 - 13:45 Oslo (Zone A1)	
	How to identify the high-risk patient?	xx
	12:45 - 13:45 Tel Aviv (Zone B1)	
	Optimisation of heart failure therapy: addition and/or substitution?	xx
	18:15 - 19:15 Oslo (Zone A1)	
	Treatment of ST-elevation myocardial infarction in 2008	xx
	18:15 - 19:15 Cairo (Zone B1)	

Monday 1 September

	Anti-thrombotic therapy in acute coronary syndromes: difficult cases	xx
	12:45 - 13:45 Brussels (Zone A1)	
	Acute dyspnea: diagnosis please!	xx
	12:45 - 13:45 Oslo (Zone A1)	
	Optimisation of heart failure therapy: addition and/or substitution? (Repeat session)	xx
	12:45 - 13:45 Tel Aviv (Zone B1)	

Tuesday 2 September






	The young patient with a stroke: tips and tricks for clinical management	xx
	12:45 - 13:45 Brussels (Zone A1)	
	Management of syncope: what shall we do?	xx
	12:45 - 13:45 Oslo (Zone A1)	
	Treatment of ST-elevation myocardial infarction in 2008 (Repeat session)	xx
	12:45 - 13:45 Tel Aviv (Zone B1)	





Read with the Experts

Don't miss these discussions around practical cases, by experts who will be able to explain difficulties, pitfalls and limitations of these new techniques. These sessions will take place during the coffee breaks and on Sunday evening.

Sunday 31 August

	How can echo guide the management of asymptomatic valve disease? 10:05 - 10:55 Brussels (Zone A1)	Page xx
	Coronary computed tomography angiography: watch experts read unknown cases 15:35 - 16:25 Brussels (Zone A1)	xx
	Can you read 3D? Test yourself! 18:15 - 19:15 Brussels (Zone A1)	xx
	Coronary computed tomography angiography: watch experts read unknown cases (Repeat session) 18:15 - 19:15 Berne (Zone C)	xx
	How can echo guide the management of asymptomatic valve disease? (Repeat session) 18:15 - 19:15 Lisbon (Zone C)	xx

Monday 1 September

	Cardiac magnetic resonance imaging in heart failure 10:05 - 10:55 Brussels (Zone A1)	xx
	Echo in cardiac resynchronisation therapy. A joint journey from selection to optimisation 15:35 - 16:25 Brussels (Zone A1)	xx

Tuesday 2 September

	Comprehensive imaging of coronary heart disease 10:05 - 10:55 Brussels (Zone A1)	xx
--	--	----



ESC Named Lectures

Renowned specialists will hold four prestigious European Society of Cardiology lectures:

- ESC René Laennec Lecture on Clinical Cardiology
- ESC Andreas Grüntzig Lecture on Interventional Cardiology
- ESC William Harvey Lecture on Basic Science
- ESC Geoffrey Rose Lecture on Population Sciences

Sunday 31 August

	14:00 - 15:30 Rome (Zone C)	Page xx
—	ESC René Laennec Lecture on Clinical Cardiology	
—	ESC Andreas Grüntzig Lecture on Interventional Cardiology	

Monday 1 September

	14:00 - 15:30 Lisbon (Zone C)	xx
	— ESC William Harvey Lecture on Basic Science	
—	ESC Geoffrey Rose Lecture on Population Sciences	

The history of the European Society of Cardiology Named Lectures is available on the ESC Web Site:
www.escardio.org



Joint Sessions with other Organisations

Sunday 31 August

	Page
Unique contributions of cardiovascular magnetic resonance to diagnostic cardiology (ESC and SCMR)	xx
11:00 - 12:30 Cairo (Zone B1)	
Transcatheter valve therapy (ESC and EACTS)	xx
11:00 - 12:30 Copenhagen (Zone B3)	
Micro-RNAs in the heart: small molecules with major impact (ESC and AHA)	xx
11:00 - 12:30 Berne (Zone C)	
Cardiovascular imaging in multimodality environment (ESC and ASNC)	xx
14:00 - 15:30 Cairo (Zone B1)	
Coronary revascularisation in diabetic patients (ESC and ACC)	xx
14:00 - 15:30 Athens (Zone B3)	
What is new in resuscitation? (ESC and ERC)	xx
16:30 - 18:00 Belgrade (Zone A3)	
Heart failure with normal ejection fraction (ESC and AHA)	xx
16:30 - 18:00 Stockholm (Zone B1)	

Monday 1 September

	Page
Obese children - a growing target for life style intervention (ESC and EASD)	xx
08:30 - 10:00 Berlin (Zone A3)	
High-density lipoprotein and vascular health in the light of new trials (ESC and EAS)	xx
08:30 - 10:00 Bucharest (Zone A4)	
Cardiac computed tomography in coronary artery disease: when to use and when not to use (ESC and SCCT)	xx
08:30 - 10:00 Cairo (Zone B1)	
Complex chronic polymorbidities (ESC and ERS)	xx
08:30 - 10:00 Stockholm (Zone B1)	
Rheumatic heart disease impact in developing world (ESC and WHF)	xx
08:30 - 10:00 Athens (Zone B3)	
How to improve blood pressure control? (ESC and ESH)	xx
11:00 - 12:30 Berlin (Zone A3)	
Evolving role of echo in heart failure (ESC and ASE)	xx
11:00 - 12:30 Cairo (Zone B1)	
Targeting abdominal obesity and the metabolic syndrome to optimally manage global cardiovascular disease risk: exploring opportunities for prevention (ESC and WHF)	xx
11:00 - 12:30 Athens (Zone B3)	
Heart failure and atrial fibrillation (ESC and ACC)	xx
14:00 - 15:30 Madrid (Zone A1)	
Therapeutic strategies and clinical outcomes in ST-elevation myocardial infarction: East versus West (ESC and APSC)	xx
14:00 - 15:30 Belgrade (Zone A3)	
Euro Heart Health Charter: an update (ESC and EHN)	xx
16:30 - 18:00 Berlin (Zone A3)	
Management of severe carotid disease prior to non-vascular surgery (ESC and European Stroke Conference)	xx
16:30 - 18:00 Zagreb (Zone B3)	

Tuesday 2 September

Cardiovascular disease at the interface (ESC and EPCCS)	xx
08:30 - 10:00 Berlin (Zone A3)	
European cardiology - a bright future. Training and accreditation (ESC and Cardiology Section of UEMS)	xx
11:00 - 12:30 Bucharest (Zone A4)	

ACC American College of Cardiology

AHA American Heart Association

APSC Asian Pacific Society of Cardiology

ASE American Society of Echocardiography

ASNC American Society of Nuclear Cardiology

EACTS European Association for Cardio-Thoracic Surgery

EAS European Atherosclerosis Society

EASD European Association for the Study of Diabetes

EHN European Heart Network

EPCCS European Primary Care Cardiovascular Society

ERC European Resuscitation Council

ERS European Respiratory Society

ESC European Society of Cardiology

ESH European Society of Hypertension

SCCT Society of Cardiovascular Computed Tomography

SCMR Society for Cardiovascular Magnetic Resonance

UEMS Union of European Medical Specialists

WHF World Heart Federation



ESC Associations Track

Five 90 minute sessions will be organised, highlighting the major messages of their subspecialty annual meeting or the major breakthrough in their subspecialty over the past twelve months.

The ESC Associations are:

- the European Association of Echocardiography (EAE)
- the European Association for Cardiovascular Prevention and Rehabilitation (EACPR)
- the European Heart Rhythm Association (EHRA)
- the Heart Failure Association of the ESC (HFA of the ESC)
- the European Association of Percutaneous Cardiovascular Interventions (EAPCI)

Sunday 31 August



The best of EuroPCR 2008 (EAPCI)

08:30 - 10:00 London (Zone B4)

Page
xx

Tuesday 2 September



What is new in cardiovascular prevention and rehabilitation? (EACPR)

08:30 - 10:00 Bucharest (Zone A4)

xx



Highlights from Heart Failure 2008 (HFA of the ESC)

08:30 - 10:00 Paris (Zone B1)

xx



Official documents of European Heart Rhythm Association (EHRA)

11:00 - 12:30 Madrid (Zone A1)

xx



Highlights from Euroecho 2007 (EAE)

11:00 - 12:30 Paris (Zone B1)

xx



Nursing Programme

The European Society of Cardiology acknowledges the contribution of nurses and laboratory technicians to patient care. Accordingly, a special programme will be presented focusing on nursing research in cardiovascular diseases.

Sunday 31 August

Innovation in patient care

11:00 - 12:30 Prague (Zone B3)

Page
xx

NEW

Atie Immink New Investigator Award (*)

12:45 - 13:45 Lisbon (Zone C)

xx

Monday 1 September

Depressed about depression?

08:30 - 10:00 Vienna (Zone A4)

xx

Moving from cure to palliation

11:00 - 12:30 Vienna (Zone A4)

xx

Patient education in heart failure

11:00 - 12:30 Paris (Zone B1)

xx

Tuesday 2 September

Supporting self care in patients with heart failure

08:30 - 10:00 Vienna (Zone A4)

xx

Nurse managed prevention - is it a good investment?

11:00 - 12:30 Vienna (Zone A4)

xx

Wednesday 3 September

State of the Art - Heart failure: a challenge for care

08:30 - 10:00 Bucharest (Zone A4)

xx

The mind and heart disease

11:00 - 12:30 Oslo (Zone A1)

xx

(*) The Atie Immink New Investigator Award will be presented at the General Assembly of the Council on Cardiovascular Nursing and Allied Professions from 12:45 to 13:45 on Monday 1 September 2008 in the Lisbon lecture room (Zone C).



Clinical Practice Guidelines



Newly available official important Guidelines will be presented in Munich in dedicated sessions on the ESC Clinical Practice Guidelines under the auspices of the Committee for Practice Guidelines (CPG). These European Guidelines will be presented by the respective Task Force Chairpersons and the differences and similarities between the European and the American Guidelines will be highlighted.

Sunday 31 August

Acute pulmonary embolism 2008

08:30 - 10:00 Munich (Zone A4)

 **Heart Failure after myocardial infarction** Page XX

08:30 - 10:00 The Hague (Zone B4)

 **Therapeutical options in atrial fibrillation, young versus elderly patients** XX

12:45 - 13:45 Brussels (Zone A1)

 **Getting to the heart of 'resistant' hypertension** XX

12:45 - 13:45 Oslo (Zone A1)

 **How to identify the high-risk patient?** XX

12:45 - 13:45 Tel Aviv (Zone B1)

The new 'universal' definition of myocardial infarction XX

14:00 - 15:30 Berlin (Zone A3)

Controversies in heart failure guidelines XX

16:30 - 18:00 Munich (Zone A4)

 **Optimisation of heart failure therapy: addition and/or substitution? (Repeat session)** XX

18:15 - 19:15 Oslo (Zone A1)


 **Treatment of ST-elevation myocardial infarction in 2008 (Repeat session)** XX

18:15 - 19:15 Cairo (Zone B1)


Monday 1 September

 **Pulmonary embolism** XX

08:30 - 10:00 The Hague (Zone B4)

 **Anti-thrombotic therapy in acute coronary syndromes: difficult cases** XX

12:45 - 13:45 Brussels (Zone A1)

 **Acute dyspnea: diagnosis please!** XX

12:45 - 13:45 Oslo (Zone A1)

 **Optimisation of heart failure therapy: addition and/or substitution? (Repeat session)** XX

12:45 - 13:45 Tel Aviv (Zone B1)

The new ESC guidelines XX

14:00 - 15:30 Munich (Zone A4)

2008 ESC heart failure guidelines: what's new? XX

14:00 - 15:30 Stockholm (Zone B1)


Optimal management of ST-elevation myocardial infarction patients on both sides of the Atlantic XX

16:30 - 18:00 Munich (Zone A4)

Tuesday 2 September

Role of endomyocardial biopsy in the management of cardiovascular disease XX

08:30 - 10:00 Munich (Zone A4)

 **Management of syncope: what shall we do?** XX

12:45 - 13:45 Oslo (Zone A1)

 **Treatment of ST-elevation myocardial infarction in 2008 (Repeat session)** XX

12:45 - 13:45 Tel Aviv (Zone B1)

Don't miss on Wednesday morning at 8:30

12 State of the Art and Featured Research Sessions



Selection of four
highest-scoring abstracts
related to topics



Focusing on main topics



Chaired by key opinion
leaders



EUROPEAN
SOCIETY OF
CARDIOLOGY®

**See page G69
in the Final
Programme**



Abstract Sessions

Nearly 10,000 abstracts were submitted for this year's Congress. Over 3,500 abstracts will be presented during the 5 days of the Congress.

Accepted abstracts will be presented as Featured, oral and poster presentations.

• Oral Abstract Presentations

These reports will be of particular interest to other investigators in related fields, but also to clinical cardiologists. To find the times and locations please check the Final programme indexes and search by author and/or topic.

• State of the Art and Featured Research Sessions

Don't miss these sessions on Wednesday morning focusing on an important topic. They include: A State of the Art lecture by key opinion leaders and the 4 highest graded abstracts related to the topic.

These sessions will be held on Wednesday 3 September from 8:30 to 10:00

Page

State of the Art - Atrial fibrillation ablation: cutting edge

Brussels (Zone A1)

xx

State of the Art - The long term risk of congenital heart disease

Oslo (Zone A1)

xx

State of the Art - Anti thrombotic therapy: lessons from clinical trials

Belgrade (Zone A3)

xx

State of the Art - Stress and blood pressure: what's the connection?

Warsaw (Zone A3)

xx

State of the Art - Heart failure: a challenge for care

Bucharest (Zone A4)

xx

State of the Art - Cardiovascular prevention: are we getting anywhere?

Vienna (Zone A4)

xx



State of the Art - Novel therapies in heart failure

Paris (Zone B1)

xx



State of the Art - Imaging challenges in clinical practice

Tel Aviv (Zone B1)

xx

State of the Art - New insights into the safety of drug eluting stents

Ankara (Zone B3)

xx

State of the Art - Treating valves percutaneously - where is it going?

Copenhagen (Zone B3)

xx



State of the Art - Long term outcome after heart transplantation

Prague (Zone B3)

xx



State of the Art - Atherosclerosis: not just the usual suspects

Berne (Zone C)

xx



Young Investigators' Awards Sessions

Investigators, under 35 years of age, with abstracts of outstanding quality, will present their work in award sessions in each of the following five categories:

- Basic Science
- Clinical Science
- Thrombosis
- Population Sciences
- Coronary Pathophysiology and Microcirculation (Working Group Award).

The five Young Investigators' Awards Sessions will be held on

Page

Sunday 31 August from 12:40 to 13:55

• Thrombosis

Berne (Zone C)

xx

Jury Members:

R. De Caterina (Chieti, IT) — K. Huber (Vienna, AT)

A. Gitt (Ludwigshafen, DE) — S. Kristensen (Aarhus N, DK) — J. Narula (Orange, US)

• Basic Science

Riga (Zone C)

xx

Jury Members:

A. Pries (Berlin, DE) — S. Yla Herttuala (Kuopio, FI)

H. Drexler (Hannover, DE) — K. Sipido (Leuven, BE) — G. Tomaselli (Baltimore, US)

• Population Sciences

Prague (Zone B3)

xx

Jury Members:

J. Perk (Oskarshamn, SE) — E. Van der Wall (Leiden, NL)

V. Fuster (New York, US) — S. Giampaoli (Roma, IT) — H. Wellens (Maastricht, NL)

• Clinical Science

Zagreb (Zone B3)

xx

Jury Members:

P.M. Fioretti (Udine, IT) — J.L. Zamorano Gomez (Madrid, SP)

B. Mulder (Amsterdam, NL) — Z. Reiner (Zagreb, HR) — M. Shelton (Springfield, US)

• Coronary Pathophysiology and Microcirculation

Algiers (Zone C)

xx

Jury Members:

P. Camici (London, GB) — G. Filippatos (Athens, GR)

P. De Bruyne (Aalst, BE) — T.F. Luescher (Zurich, CH) — H. Schellert (Los Angeles, US)

Prizes will be given to the best abstracts in each session, during a presentation on the ESC stand (Zone B2) on Tuesday 2 September at 10:15.

The winners will also be announced during the Highlight Session on Wednesday 3 September at 11:00.

NEW

• Atie Immink New Investigator Award

The Atie Immink New Investigator Award aims to recognise significant contributions from nurse researchers to preventing, understanding and treating cardiovascular diseases. It is the first award of its kind established in cardiovascular nursing at European level.

Sunday 31 August - 12:45 - 13:45 - Lisbon (Zone C)

Jury Members:

M.C. Deaton (Manchester, GB) — S.M. De Geest (Basel, CH) — B.G.A. Fridlund (Halmstad, SE)

G. Hamilton (Oslo, NO) — M. Komajda (Paris, FR)

The winner of the Atie Immink New Investigator Award will be presented at the General Assembly of the Council on Cardiovascular Nursing and Allied Professions from 12:45 – 13:45 on Monday 1 September 2008 in Room Lisbon (Zone C).



Poster Area (Zone B4)

POSTER PRESENTATIONS

• TRADITIONAL POSTERS

More than 2700 posters will be presented in a series of 7 sessions, two daily sessions on *Sunday, Monday and Tuesday* (08:30 - 12:30 and 14:00 - 18:00) and a final session on *Wednesday* (08:30 - 12:30).

Authors will be present at coffee breaks either from 10:00 to 11:00 or 15:30 to 16:30 depending on the session.

• MODERATED POSTERS

The best posters of each session will be put forward in Moderated Poster sessions, where the posters are presented by their author and discussed by two moderators and the audience. Prizes will be given to the best abstracts in each session, during a presentation on the ESC stand (Zone B2) on *Tuesday 2 September at 10:15*. The winners will also be announced during the Highlight Session on *Wednesday 3 September at 11:00* in room Munich (Zone B4).

e-LIBRARY

This is the place to go if you have missed a Scientific Presentation. 40 PCs will give you access to a scientific presentation database. Take your time to Browse!

• e-Posters

The authors of traditional posters are also invited to submit their posters electronically. These posters will be available for electronic consultation at the e-Library and online after the event.

To identify the poster you wish to study refer to the Topic and/or Author lists at the back of this programme. Poster presentations are marked with a «P» before the Programme Number.

• e-Slides

Have you missed an oral abstract or pre-arranged programme session? All Presentations will be available for consultation on the e-Library PCs in the Poster Area.

• 2007 e-Posters and e-Slides

Do you want to consult a Presentation from last year? The e-Library PCs will also give you access to the 2007 database.

Poster Reception

On *Monday 1 September*, the Council on Basic Cardiovascular Science invites all participants in the Basic Science Programme to the Poster Reception to be held in the Poster Area (Zone B4) from 18:30 to 20:00

CARDIAC ANATOMY AND PATHOLOGY LIVE SESSIONS

A video and hands-on demonstration on heart specimens will take place on *Sunday and Monday* from 10:00 to 12:30 and 15:30 to 18:00 in the Poster Area.

These sessions are organised by the Working Group 17 – Developmental Anatomy and Pathology, coordinated by Annalisa Angelini, Past-Chairperson WG17.


The poster Area is supported by Servier in the form of an unrestricted Educational Grant





How-To Sessions

A series of presentation tutorials during the coffee breaks will be available in room **Algiers** (Zone C).



How to submit an abstract to the ESC

By E. Picano (Pisa, IT)

Sunday 31 August - 10:15-10:45



How to write a medical paper

By S. Janssens (Leuven, BE)

Sunday 31 August - 15:45-16:15



How to apply for the European Union research grant

By V. Dambrauskaite (Brussels, BE)

Monday 1 September - 10:15-10:45



EUROPEAN
SOCIETY OF
CARDIOLOGY®





Industry Satellite Symposia

Cooperation between clinicians, researchers and the pharmaceutical and technical industries has significantly contributed to a better understanding and management of patients with cardiovascular diseases. This is reflected in a series of symposia organised by Industry as part of the congress programme.



Industry Workshops

Organised by Industry, workshops sessions will address current practice and usage of new medical devices and equipment.



EBAC – Accredited Educational Programmes

Recognition of the high quality of the programme is witnessed by endorsement from the European Board for Accreditation in Cardiology (EBAC). Accreditation can now be extended, under strict conditions, to some of the sessions organised by scientific institutions and supported by an unrestricted educational grant.

The European Society of Cardiology gratefully acknowledges the continued support of those companies participating in the Exhibition, Satellite Symposia, Workshops and Congress Sponsorship Programmes. Their scientific presentations and educational initiatives have contributed hugely to the success of the ESC Congress 2008.

*We invite you to explore the Exhibition
in Zones A2 and B2*

Exhibition Opening Hours

Saturday 30 August
17:00 - 20:00

Sunday 31 August
9:00 - 18:00

Monday 1 September
9:00 - 18:00


Tuesday 2 September
9:00 - 18:00

*The ESC would like
to remind you that
the ESC Congress 2008
Abstract CD-ROM is
available from the
Philips stand in Zone A2.*



ESC Congress 2009

29 August -
2 September



**Abstract deadline
14 February 2009**