




EP WIRE - Magnetic Resonance Imaging studies SurveyMonkey

in Cardiac Implantable Electronic Device patients

1. In which country is your centre based?

	Response Count
	53
answered question	53
skipped question	0

2. Is your institution :

		Response Percent	Response Count
A university Hospital		71.7%	38
A private Hospital		13.2%	7
Other type of Hospital		15.1%	8
	answered question		53
	skipped question		0

3. Do you perform MRI in patients with implanted pacemakers that are not MRI compatible? Several answers are possible. Tick your owns.

		Response Percent	Response Count
No, never		47.4%	18
Yes with 0.5–1.5 T MRI, but not with 2.0–3.0 T MRI		31.6%	12
Yes, for abdominal/limb/head scans but not for thoracic scans		13.2%	5
Yes for patients with good intrinsic rates but not for pacemaker dependent patients		15.8%	6
Yes in urgent case when benefit of MRI scanning outweighs risk		36.8%	14
answered question			38
skipped question			15

4. Do you perform MRI in patients with implanted ICDs that are not MRI compatible? Several answers are possible. Tick your owns.

		Response Percent	Response Count
No, never		57.9%	22
Yes with 0.5–1.5 T MRI, but not with 2.0–3.0 T MRI		13.2%	5
Yes, for abdominal/limb/head scans but but not for thoracic scans,		10.5%	4
Yes for patients with good intrinsic rates but not for pacing dependent patients		7.9%	3
Yes in urgent case when benefit of MRI scanning outweighs risk		28.9%	11
answered question			38
skipped question			15





5. Do you perform MRI in patients with abandoned pacemaker/ICD leads? Several answers are possible. Tick your owns.

		Response Percent	Response Count
No, never		63.2%	24
Yes with 0.5–1.5 T MRI, but not with 2.0–3.0 T MRI		10.5%	4
Yes, for abdominal/limb/head scans but but not for thoracic scans,		5.3%	2
Yes for patients with good intrinsic rates but not for pacing dependent patients		7.9%	3
Yes in urgent case when benefit of MRI scanning outweighs risk		34.2%	13
answered question			38
skipped question			15







6. How many cardiac MRI scans are performed in you centre per year? Approximate number:

	Response Count
	38
answered question	38
skipped question	15



7. How many MRI scans were performed in your centre / for your CIED patients (approximate numbers)? Please indicate the number of cases in the boxes. (Example: 5 cases)

		Response Percent	Response Count
Pacemakers not certified for MRI scanning:		100.0%	38
Pacemakers certified for MRI scanning:		97.4%	37
ICDs not certified for MRI scanning:		100.0%	38
ICDs certified for MRI scanning:		97.4%	37
		answered question	38
		skipped question	15




8. Did you ever encounter problems after MRI scanning in patients with implanted CIEDs not certified for use with MRI? Several answers are allowed. Tick your owns.

		Response Percent	Response Count
No experience		52.8%	19
No, there were no problems in my experience		33.3%	12
Yes, there were transitory problems with sensing or pacing		8.3%	3
Yes, there were severe device problems requiring device replacement		8.3%	3
Yes, there were slight threshold elevations managed by device programming		11.1%	4
Yes, there were severe problems with leads requiring lead/system exchange		5.6%	2
Yes, there were some fatal cases		0.0%	0
		answered question	36
		skipped question	17

9. In your opinion, are there any “conventional” devices that are more MRI-safe than others?

		Response Percent	Response Count
No, all “conventional” devices seem equal in this sense to me		80.6%	29
Yes, and I prefer to implant some specific device models		19.4%	7
		answered question	36
		skipped question	17

10. Does your institution have any policy or protocol to perform MRI scanning in cases with “conventional” devices?

		Response Percent	Response Count
No, but we perform MRI in the case of need		19.4%	7
No, we just do not perform MRI in devices not certified for that		50.0%	18
Yes, there is a algorithm to perform MRI scans in “conventional” devices		30.6%	11
		answered question	36
		skipped question	17



11. Describe which problems you have encountered after MRI scanning in patients with implanted CIEDs certified for use with MRI? Several answers are allowed. Tick your owns.

		Response Percent	Response Count
No experience		55.6%	20
No, there were no problems in my experience		47.2%	17
Yes, there were transitory problems with pacing or sensing		2.8%	1
Yes, there were severe device problems requiring device replacement		0.0%	0
Yes, there were slight threshold elevations managed by device programming		0.0%	0
Yes, there were severe problems with leads requiring lead/system exchange		0.0%	0
Yes, there were some fatal cases		2.8%	1
answered question			36
skipped question			17



12. How many CIEDs (all types) were implanted in your centre during the first 6 months 2012 so far ? (primary implantation)

		Response Percent	Response Count
Pacemakers		100.0%	36
ICDs		100.0%	36
answered question			36
skipped question			17






13. How many MRI-certified CIEDs were implanted in your centre during the first 6 months 2012 so far?

		Response Percent	Response Count
Number of MRI-certified pacemakers:		100.0%	35
Number of MRI-certified ICDs:		100.0%	35
		answered question	35
		skipped question	18



14. Do the MRI-certified devices represent the major part (> 50 %) of devices implanted at your institution ?

		Response Percent	Response Count
Yes		5.7%	2
No		94.3%	33
		answered question	35
		skipped question	18

15. Which of the following statements cover your opinion regarding the indication to implant MRI-compatible devices?

		Response Percent	Response Count
There is no indications for MRI compatible devices		8.8%	3
A present clinical condition which needs to be evaluated by MRI		73.5%	25
Indicated in all and should be implanted in all patients		20.6%	7
Older devices should be replaced with MRI-certified devices with leads extracted and replaced		2.9%	1
MRI-compatible leads can be implanted provisionally and the device replaced to MRI-compatible as necessary		20.6%	7
		answered question	34
		skipped question	19

16. Do you consider lead extraction a reasonable procedure in order to perform MRI in patients with PM or ICD that are not MRI-certified?



		Response Percent	Response Count
Yes		20.6%	7
No		79.4%	27
		answered question	34
		skipped question	19

17. In your opinion, what are obstacles to implant MRI-compatible CIEDs?

Rate From 1 (Least important) to 5 (Most important)

	1	2	3	4	
Price of the system is too high	18.2% (6)	9.1% (3)	21.2% (7)	15.2% (5)	36.4
Spectrum of available devices is too small to fit all clinical scenarios	21.9% (7)	25.0% (8)	21.9% (7)	21.9% (7)	9.4
There are some lead design peculiarities making implantation more difficult	20.0% (6)	30.0% (9)	26.7% (8)	20.0% (6)	3.3
I think that some time shall pass to say that use of these devices is justified and longevity is enough	16.1% (5)	32.3% (10)	12.9% (4)	29.0% (9)	9.7
					answered
					skipped

18. Are there any problems related to reimbursement of MRI-compatible devices in your centre?

		Response Percent	Response Count
Yes		47.1%	16
No		52.9%	18
answered question			34
skipped question			19

Page 2, Q1. In which country is your centre based?

1	belgium	Aug 24, 2012 9:04 PM
2	sweden	Aug 22, 2012 1:39 PM
3	Lithuania	Aug 16, 2012 2:23 PM
4	Lithuania	Aug 7, 2012 6:57 PM
5	portugal	Aug 6, 2012 12:14 PM
6	Lithuania	Aug 6, 2012 6:25 AM
7	Swizerland	Aug 6, 2012 6:19 AM
8	SPAIN	Aug 5, 2012 1:02 AM
9	UK	Aug 3, 2012 7:16 PM
10	FRANCE	Aug 3, 2012 6:56 PM
11	Iceland	Aug 3, 2012 5:41 PM
12	The Netherlands	Aug 3, 2012 2:57 PM
13	Germany	Aug 3, 2012 12:05 PM
14	Armenia	Aug 3, 2012 9:43 AM
15	scotland	Aug 3, 2012 9:38 AM
16	UK	Aug 3, 2012 9:10 AM
17	Poland	Aug 2, 2012 8:46 PM
18	Italy	Aug 1, 2012 3:05 PM
19	Germany	Jul 31, 2012 5:16 PM
20	Italy	Jul 31, 2012 10:16 AM
21	Italy	Jul 31, 2012 7:28 AM
22	Italy	Jul 26, 2012 6:42 PM
23	Romania	Jul 25, 2012 8:08 PM
24	UK	Jul 25, 2012 7:58 PM
25	Netherlands	Jul 25, 2012 7:06 PM
26	Greece	Jul 23, 2012 11:29 AM
27	Bulgaria	Jul 23, 2012 9:56 AM
28	Georgia	Jul 23, 2012 9:16 AM
29	Poland	Jul 23, 2012 7:33 AM
30	Spain	Jul 23, 2012 5:45 AM

Page 2, Q1. In which country is your centre based?

31	Poland	Jul 22, 2012 10:02 PM
32	Denmark	Jul 22, 2012 8:49 PM
33	Estonia	Jul 22, 2012 5:30 PM
34	Germany	Jul 22, 2012 4:55 PM
35	germany	Jul 22, 2012 10:39 AM
36	italy	Jul 21, 2012 6:32 PM
37	Italy	Jul 21, 2012 6:56 AM
38	Sweden	Jul 21, 2012 6:41 AM
39	Spain	Jul 20, 2012 10:15 PM
40	Poland	Jul 20, 2012 9:47 PM
41	Queen Elizabeth Hospital	Jul 20, 2012 9:27 PM
42	Greece	Jul 20, 2012 8:09 PM
43	Italy	Jul 20, 2012 8:04 PM
44	Poland	Jul 20, 2012 5:47 PM
45	Poland	Jul 20, 2012 5:31 PM
46	Austria	Jul 20, 2012 5:31 PM
47	France	Jul 20, 2012 5:22 PM
48	United Kingdom	Jul 20, 2012 5:19 PM
49	ITALY	Jul 20, 2012 5:02 PM
50	France	Jul 20, 2012 10:49 AM
51	Lithuania	Jul 19, 2012 10:04 PM
52	Denmark	Jul 19, 2012 3:42 PM
53	Greece	Jul 17, 2012 4:52 PM

**Page 3, Q6. How many cardiac MRI scans are performed in you centre per year?
Approximate number:**

1	100	Aug 24, 2012 9:05 PM
2	50	Aug 22, 2012 1:41 PM
3	3500	Aug 16, 2012 2:24 PM
4	250	Aug 6, 2012 12:15 PM
5	1000	Aug 6, 2012 6:27 AM
6	250	Aug 6, 2012 6:20 AM
7	200	Aug 5, 2012 1:04 AM
8	100	Aug 3, 2012 5:41 PM
9	3000	Aug 3, 2012 3:01 PM
10	300	Aug 3, 2012 12:07 PM
11	0	Aug 3, 2012 9:44 AM
12	300	Aug 3, 2012 9:39 AM
13	2000	Aug 3, 2012 9:10 AM
14	200	Aug 1, 2012 3:07 PM
15	2500	Jul 31, 2012 5:18 PM
16	150	Jul 31, 2012 11:07 AM
17	20	Jul 25, 2012 8:10 PM
18	300	Jul 25, 2012 7:08 PM
19	100	Jul 23, 2012 11:31 AM
20	200	Jul 23, 2012 9:59 AM
21	0	Jul 23, 2012 9:23 AM
22	1200	Jul 23, 2012 7:35 AM
23	400	Jul 22, 2012 8:52 PM
24	5000	Jul 22, 2012 5:00 PM
25	800	Jul 22, 2012 10:41 AM
26	200	Jul 21, 2012 6:35 PM
27	100	Jul 21, 2012 6:57 AM
28	250	Jul 20, 2012 10:18 PM
29	3000	Jul 20, 2012 9:28 PM

**Page 3, Q6. How many cardiac MRI scans are performed in you centre per year?
Approximate number:**

30	300	Jul 20, 2012 8:11 PM
31	100	Jul 20, 2012 8:08 PM
32	Seceral	Jul 20, 2012 5:50 PM
33	200	Jul 20, 2012 5:33 PM
34	100	Jul 20, 2012 5:23 PM
35	via other centres 400	Jul 20, 2012 5:20 PM
36	450	Jul 20, 2012 5:04 PM
37	3	Jul 19, 2012 3:43 PM
38	100	Jul 17, 2012 4:52 PM

Page 3, Q7. How many MRI scans were performed in your centre / for your CIED patients (approximate numbers)? Please indicate the number of cases in the boxes. (Example: 5 cases)

Pacemakers not certified for MRI scanning:

1	0	Aug 24, 2012 9:05 PM
2	0	Aug 22, 2012 1:41 PM
3	0	Aug 16, 2012 2:24 PM
4	0	Aug 6, 2012 12:15 PM
5	0	Aug 6, 2012 6:27 AM
6	10	Aug 6, 2012 6:20 AM
7	15	Aug 5, 2012 1:04 AM
8	0	Aug 3, 2012 5:41 PM
9	2	Aug 3, 2012 3:01 PM
10	0	Aug 3, 2012 12:07 PM
11	+	Aug 3, 2012 9:44 AM
12	0	Aug 3, 2012 9:39 AM
13	0	Aug 3, 2012 9:10 AM
14	0	Aug 1, 2012 3:07 PM
15	12	Jul 31, 2012 5:18 PM
16	0	Jul 31, 2012 11:07 AM
17	0	Jul 25, 2012 8:10 PM
18	5	Jul 25, 2012 7:08 PM
19	0	Jul 23, 2012 11:31 AM
20	0	Jul 23, 2012 9:59 AM
21	0	Jul 23, 2012 9:23 AM
22	10	Jul 23, 2012 7:35 AM
23	10	Jul 22, 2012 8:52 PM
24	1	Jul 22, 2012 5:00 PM
25	5	Jul 22, 2012 10:41 AM
26	0	Jul 21, 2012 6:35 PM
27	0	Jul 21, 2012 6:57 AM
28	50	Jul 20, 2012 10:18 PM

Page 3, Q7. How many MRI scans were performed in your centre / for your CIED patients (approximate numbers)? Please indicate the number of cases in the boxes. (Example: 5 cases)

29	0	Jul 20, 2012 9:28 PM
30	0	Jul 20, 2012 8:11 PM
31	0	Jul 20, 2012 8:08 PM
32	?	Jul 20, 2012 5:50 PM
33	2	Jul 20, 2012 5:33 PM
34	3	Jul 20, 2012 5:23 PM
35	3	Jul 20, 2012 5:20 PM
36	3	Jul 20, 2012 5:04 PM
37	10	Jul 19, 2012 3:43 PM
38	0	Jul 17, 2012 4:52 PM
Pacemakers certified for MRI scanning:		
1	3	Aug 24, 2012 9:05 PM
2	0	Aug 22, 2012 1:41 PM
3	0	Aug 16, 2012 2:24 PM
4	3	Aug 6, 2012 12:15 PM
5	0	Aug 6, 2012 6:27 AM
6	2	Aug 6, 2012 6:20 AM
7	0	Aug 5, 2012 1:04 AM
8	5	Aug 3, 2012 5:41 PM
9	10	Aug 3, 2012 3:01 PM
10	2	Aug 3, 2012 12:07 PM
12	0	Aug 3, 2012 9:39 AM
13	30	Aug 3, 2012 9:10 AM
14	20	Aug 1, 2012 3:07 PM
15	1	Jul 31, 2012 5:18 PM
16	10	Jul 31, 2012 11:07 AM
17	1	Jul 25, 2012 8:10 PM
18	10	Jul 25, 2012 7:08 PM
19	1	Jul 23, 2012 11:31 AM

Page 3, Q7. How many MRI scans were performed in your centre / for your CIED patients (approximate numbers)? Please indicate the number of cases in the boxes. (Example: 5 cases)

20	0	Jul 23, 2012 9:59 AM
21	0	Jul 23, 2012 9:23 AM
22	0	Jul 23, 2012 7:35 AM
23	0	Jul 22, 2012 8:52 PM
24	2	Jul 22, 2012 5:00 PM
25	20	Jul 22, 2012 10:41 AM
26	6	Jul 21, 2012 6:35 PM
27	2	Jul 21, 2012 6:57 AM
28	2	Jul 20, 2012 10:18 PM
29	1	Jul 20, 2012 9:28 PM
30	0	Jul 20, 2012 8:11 PM
31	0	Jul 20, 2012 8:08 PM
32	>	Jul 20, 2012 5:50 PM
33	0	Jul 20, 2012 5:33 PM
34	3	Jul 20, 2012 5:23 PM
35	1	Jul 20, 2012 5:20 PM
36	1	Jul 20, 2012 5:04 PM
37	1	Jul 19, 2012 3:43 PM
38	0	Jul 17, 2012 4:52 PM
ICDs not certified for MRI scanning:		
1	0	Aug 24, 2012 9:05 PM
2	0	Aug 22, 2012 1:41 PM
3	0	Aug 16, 2012 2:24 PM
4	0	Aug 6, 2012 12:15 PM
5	0	Aug 6, 2012 6:27 AM
6	0	Aug 6, 2012 6:20 AM
7	2	Aug 5, 2012 1:04 AM
8	0	Aug 3, 2012 5:41 PM
9	1	Aug 3, 2012 3:01 PM

Page 3, Q7. How many MRI scans were performed in your centre / for your CIED patients (approximate numbers)? Please indicate the number of cases in the boxes. (Example: 5 cases)

10	0	Aug 3, 2012 12:07 PM
11	+	Aug 3, 2012 9:44 AM
12	0	Aug 3, 2012 9:39 AM
13	0	Aug 3, 2012 9:10 AM
14	0	Aug 1, 2012 3:07 PM
15	3	Jul 31, 2012 5:18 PM
16	0	Jul 31, 2012 11:07 AM
17	0	Jul 25, 2012 8:10 PM
18	5	Jul 25, 2012 7:08 PM
19	0	Jul 23, 2012 11:31 AM
20	0	Jul 23, 2012 9:59 AM
21	0	Jul 23, 2012 9:23 AM
22	0	Jul 23, 2012 7:35 AM
23	1	Jul 22, 2012 8:52 PM
24	1	Jul 22, 2012 5:00 PM
25	5	Jul 22, 2012 10:41 AM
26	0	Jul 21, 2012 6:35 PM
27	0	Jul 21, 2012 6:57 AM
28	12	Jul 20, 2012 10:18 PM
29	0	Jul 20, 2012 9:28 PM
30	0	Jul 20, 2012 8:11 PM
31	0	Jul 20, 2012 8:08 PM
32	?	Jul 20, 2012 5:50 PM
33	1	Jul 20, 2012 5:33 PM
34	1	Jul 20, 2012 5:23 PM
35	0	Jul 20, 2012 5:20 PM
36	1	Jul 20, 2012 5:04 PM
37	1	Jul 19, 2012 3:43 PM
38	0	Jul 17, 2012 4:52 PM

Page 3, Q7. How many MRI scans were performed in your centre / for your CIED patients (approximate numbers)? Please indicate the number of cases in the boxes. (Example: 5 cases)

ICDs certified for MRI scanning:		
1	1	Aug 24, 2012 9:05 PM
2	0	Aug 22, 2012 1:41 PM
3	0	Aug 16, 2012 2:24 PM
4	0	Aug 6, 2012 12:15 PM
5	0	Aug 6, 2012 6:27 AM
6	0	Aug 6, 2012 6:20 AM
7	0	Aug 5, 2012 1:04 AM
8	3	Aug 3, 2012 5:41 PM
9	0	Aug 3, 2012 3:01 PM
10	0	Aug 3, 2012 12:07 PM
12	0	Aug 3, 2012 9:39 AM
13	0	Aug 3, 2012 9:10 AM
14	1	Aug 1, 2012 3:07 PM
15	0	Jul 31, 2012 5:18 PM
16	1	Jul 31, 2012 11:07 AM
17	0	Jul 25, 2012 8:10 PM
18	10	Jul 25, 2012 7:08 PM
19	0	Jul 23, 2012 11:31 AM
20	0	Jul 23, 2012 9:59 AM
21	0	Jul 23, 2012 9:23 AM
22	0	Jul 23, 2012 7:35 AM
23	0	Jul 22, 2012 8:52 PM
24	0	Jul 22, 2012 5:00 PM
25	5	Jul 22, 2012 10:41 AM
26	2	Jul 21, 2012 6:35 PM
27	0	Jul 21, 2012 6:57 AM
28	0	Jul 20, 2012 10:18 PM
29	0	Jul 20, 2012 9:28 PM

Page 3, Q7. How many MRI scans were performed in your centre / for your CIED patients (approximate numbers)? Please indicate the number of cases in the boxes. (Example: 5 cases)

30	0	Jul 20, 2012 8:11 PM
31	0	Jul 20, 2012 8:08 PM
32	?	Jul 20, 2012 5:50 PM
33	0	Jul 20, 2012 5:33 PM
34	2	Jul 20, 2012 5:23 PM
35	0	Jul 20, 2012 5:20 PM
36	1	Jul 20, 2012 5:04 PM
37	1	Jul 19, 2012 3:43 PM
38	0	Jul 17, 2012 4:52 PM

Page 4, Q12. How many CIEDs (all types) were implanted in your centre during the first 6 months 2012 so far ? (primary implantation)

Pacemakers		
1	200	Aug 24, 2012 9:07 PM
2	150	Aug 22, 2012 1:43 PM
3	450	Aug 16, 2012 2:26 PM
4	350	Aug 6, 2012 12:17 PM
5	450	Aug 6, 2012 6:28 AM
6	160	Aug 6, 2012 6:24 AM
7	50	Aug 5, 2012 1:06 AM
8	120	Aug 3, 2012 5:43 PM
9	140	Aug 3, 2012 3:03 PM
10	20	Aug 3, 2012 12:09 PM
11	39	Aug 3, 2012 9:46 AM
12	150	Aug 3, 2012 9:40 AM
13	250	Aug 3, 2012 9:12 AM
14	115	Aug 1, 2012 3:09 PM
15	160	Jul 31, 2012 5:18 PM
16	125	Jul 31, 2012 11:06 AM
17	1	Jul 25, 2012 8:11 PM
18	50	Jul 25, 2012 7:09 PM
19	90	Jul 23, 2012 11:32 AM
20	269	Jul 23, 2012 10:12 AM
21	42	Jul 23, 2012 9:29 AM
22	400	Jul 23, 2012 7:37 AM
23	75	Jul 22, 2012 8:56 PM
24	100	Jul 22, 2012 5:03 PM
25	50	Jul 22, 2012 10:43 AM
26	120	Jul 21, 2012 6:58 AM
27	90	Jul 20, 2012 10:35 PM
28	300	Jul 20, 2012 9:30 PM

Page 4, Q12. How many CIEDs (all types) were implanted in your centre during the first 6 months 2012 so far ? (primary implantation)

29	170	Jul 20, 2012 8:13 PM
30	100	Jul 20, 2012 8:09 PM
31	300	Jul 20, 2012 5:34 PM
32	300	Jul 20, 2012 5:26 PM
33	150	Jul 20, 2012 5:21 PM
34	150	Jul 20, 2012 5:06 PM
35	1	Jul 19, 2012 3:43 PM
36	90	Jul 17, 2012 4:57 PM
ICDs		
1	70	Aug 24, 2012 9:07 PM
2	60	Aug 22, 2012 1:43 PM
3	25	Aug 16, 2012 2:26 PM
4	50	Aug 6, 2012 12:17 PM
5	50	Aug 6, 2012 6:28 AM
6	50	Aug 6, 2012 6:24 AM
7	25	Aug 5, 2012 1:06 AM
8	20	Aug 3, 2012 5:43 PM
9	70	Aug 3, 2012 3:03 PM
10	5	Aug 3, 2012 12:09 PM
11	2	Aug 3, 2012 9:46 AM
12	50	Aug 3, 2012 9:40 AM
13	150	Aug 3, 2012 9:12 AM
14	80	Aug 1, 2012 3:09 PM
15	150	Jul 31, 2012 5:18 PM
16	80	Jul 31, 2012 11:06 AM
17	0	Jul 25, 2012 8:11 PM
18	100	Jul 25, 2012 7:09 PM
19	55	Jul 23, 2012 11:32 AM
20	11	Jul 23, 2012 10:12 AM

Page 4, Q12. How many CIEDs (all types) were implanted in your centre during the first 6 months 2012 so far ? (primary implantation)

21	4	Jul 23, 2012 9:29 AM
22	100	Jul 23, 2012 7:37 AM
23	175	Jul 22, 2012 8:56 PM
24	50	Jul 22, 2012 5:03 PM
25	50	Jul 22, 2012 10:43 AM
26	60	Jul 21, 2012 6:58 AM
27	69	Jul 20, 2012 10:35 PM
28	90	Jul 20, 2012 9:30 PM
29	40	Jul 20, 2012 8:13 PM
30	50	Jul 20, 2012 8:09 PM
31	60	Jul 20, 2012 5:34 PM
32	80	Jul 20, 2012 5:26 PM
33	40	Jul 20, 2012 5:21 PM
34	100	Jul 20, 2012 5:06 PM
35	1	Jul 19, 2012 3:43 PM
36	30	Jul 17, 2012 4:57 PM

Page 4, Q13. How many MRI-certified CIEDs were implanted in your centre during the first 6 months 2012 so far?

Number of MRI-certified pacemakers:		
1	25	Aug 24, 2012 9:07 PM
2	10	Aug 22, 2012 1:43 PM
3	4	Aug 16, 2012 2:26 PM
4	15	Aug 6, 2012 12:17 PM
5	0	Aug 6, 2012 6:28 AM
6	80	Aug 6, 2012 6:24 AM
7	2	Aug 5, 2012 1:06 AM
8	40	Aug 3, 2012 5:43 PM
9	40	Aug 3, 2012 3:03 PM
10	10	Aug 3, 2012 12:09 PM
11	0	Aug 3, 2012 9:46 AM
12	10	Aug 3, 2012 9:40 AM
13	80	Aug 3, 2012 9:12 AM
14	14	Aug 1, 2012 3:09 PM
15	2	Jul 31, 2012 5:18 PM
16	12	Jul 31, 2012 11:06 AM
17	1	Jul 25, 2012 8:11 PM
18	10	Jul 25, 2012 7:09 PM
19	4	Jul 23, 2012 11:32 AM
20	1	Jul 23, 2012 10:12 AM
21	0	Jul 23, 2012 9:29 AM
22	0	Jul 23, 2012 7:37 AM
23	0	Jul 22, 2012 8:56 PM
24	5	Jul 22, 2012 5:03 PM
25	45	Jul 22, 2012 10:43 AM
26	10	Jul 21, 2012 6:58 AM
27	6	Jul 20, 2012 10:35 PM
28	2	Jul 20, 2012 9:30 PM

Page 4, Q13. How many MRI-certified CIEDs were implanted in your centre during the first 6 months 2012 so far?

29	4	Jul 20, 2012 8:13 PM
30	30	Jul 20, 2012 8:09 PM
31	0	Jul 20, 2012 5:34 PM
32	20	Jul 20, 2012 5:26 PM
33	140	Jul 20, 2012 5:21 PM
34	4	Jul 20, 2012 5:06 PM
35	1	Jul 19, 2012 3:43 PM
Number of MRI-certified ICDs:		
1	5	Aug 24, 2012 9:07 PM
2	1	Aug 22, 2012 1:43 PM
3	0	Aug 16, 2012 2:26 PM
4	0	Aug 6, 2012 12:17 PM
5	0	Aug 6, 2012 6:28 AM
6	3	Aug 6, 2012 6:24 AM
7	0	Aug 5, 2012 1:06 AM
8	5	Aug 3, 2012 5:43 PM
9	1	Aug 3, 2012 3:03 PM
10	0	Aug 3, 2012 12:09 PM
11	0	Aug 3, 2012 9:46 AM
12	3	Aug 3, 2012 9:40 AM
13	0	Aug 3, 2012 9:12 AM
14	4	Aug 1, 2012 3:09 PM
15	0	Jul 31, 2012 5:18 PM
16	4	Jul 31, 2012 11:06 AM
17	0	Jul 25, 2012 8:11 PM
18	30	Jul 25, 2012 7:09 PM
19	0	Jul 23, 2012 11:32 AM
20	0	Jul 23, 2012 10:12 AM
21	0	Jul 23, 2012 9:29 AM

Page 4, Q13. How many MRI-certified CIEDs were implanted in your centre during the first 6 months 2012 so far?

22	0	Jul 23, 2012 7:37 AM
23	0	Jul 22, 2012 8:56 PM
24	0	Jul 22, 2012 5:03 PM
25	45	Jul 22, 2012 10:43 AM
26	2	Jul 21, 2012 6:58 AM
27	0	Jul 20, 2012 10:35 PM
28	0	Jul 20, 2012 9:30 PM
29	0	Jul 20, 2012 8:13 PM
30	2	Jul 20, 2012 8:09 PM
31	0	Jul 20, 2012 5:34 PM
32	0	Jul 20, 2012 5:26 PM
33	1	Jul 20, 2012 5:21 PM
34	0	Jul 20, 2012 5:06 PM
35	1	Jul 19, 2012 3:43 PM