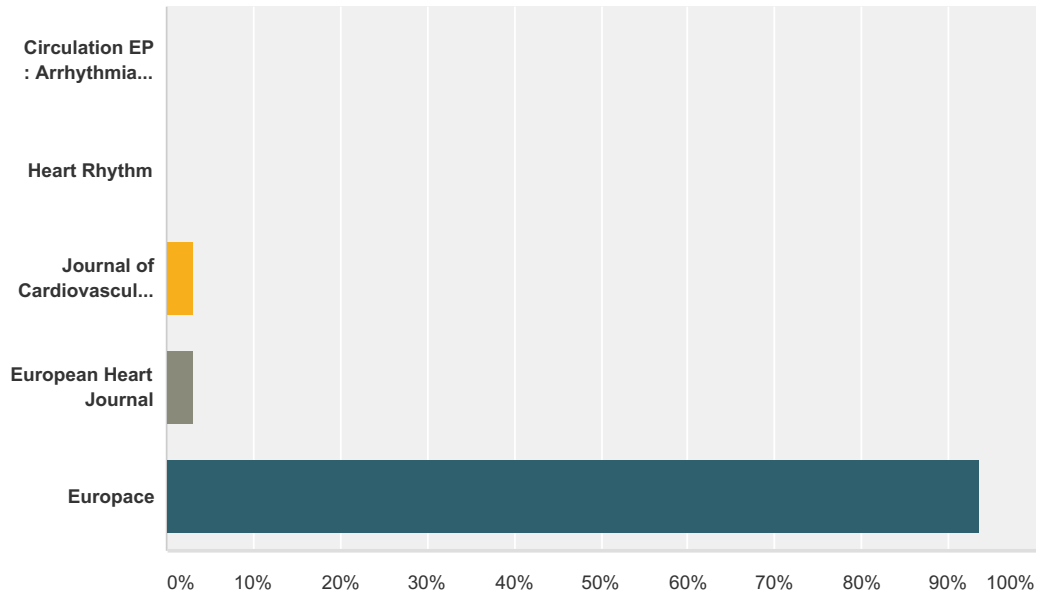


### Q1 Do you know in which journal EP wire reports are published ?

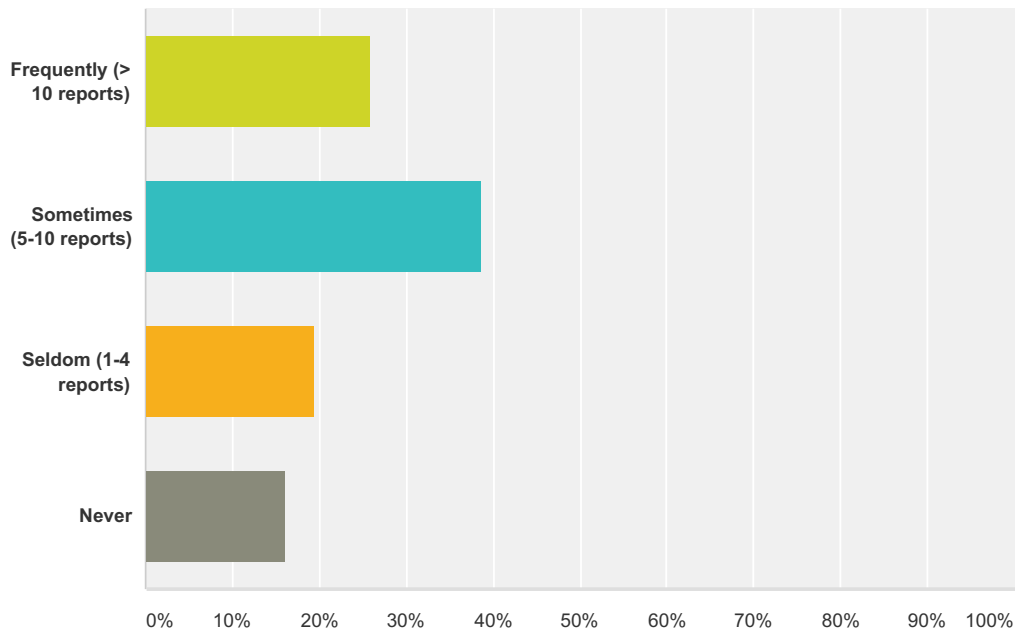
Answered: 31 Skipped: 0



Answer Choices	Responses
Circulation EP : Arrhythmia and Electrophysiology	0.00% 0
Heart Rhythm	0.00% 0
Journal of Cardiovascular Electrophysiology	3.23% 1
European Heart Journal	3.23% 1
Europace	93.55% 29
<b>Total</b>	<b>31</b>

## Q2 Have you ever read EP wire reports ?

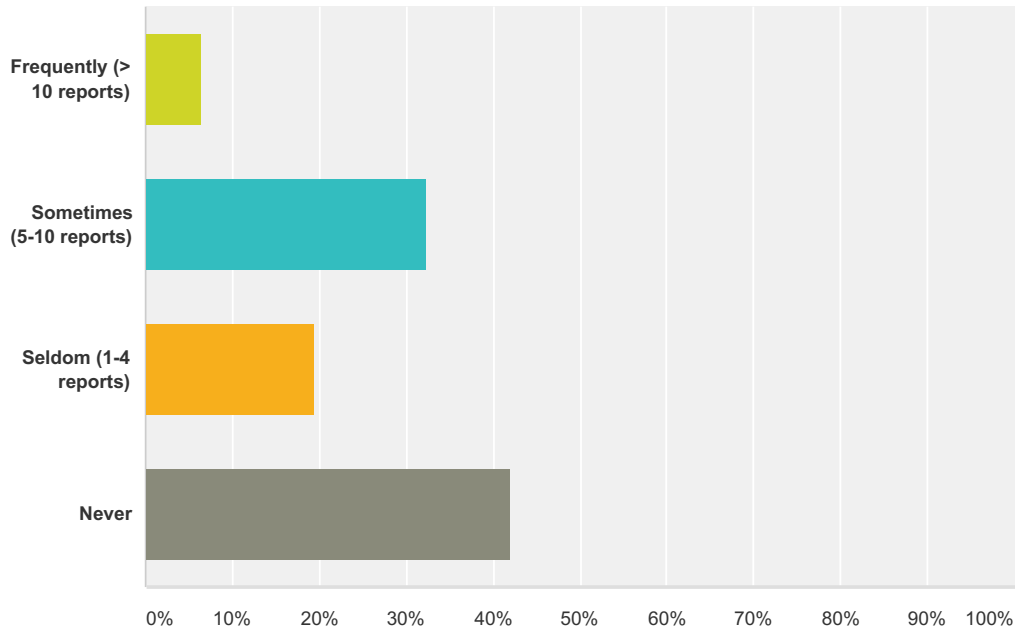
Answered: 31 Skipped: 0



Answer Choices	Responses
Frequently (> 10 reports)	25.81% 8
Sometimes (5-10 reports)	38.71% 12
Seldom (1-4 reports)	19.35% 6
Never	16.13% 5
<b>Total</b>	<b>31</b>

### Q3 Have you ever cited EP wire reports as references in your articles/presentations ?

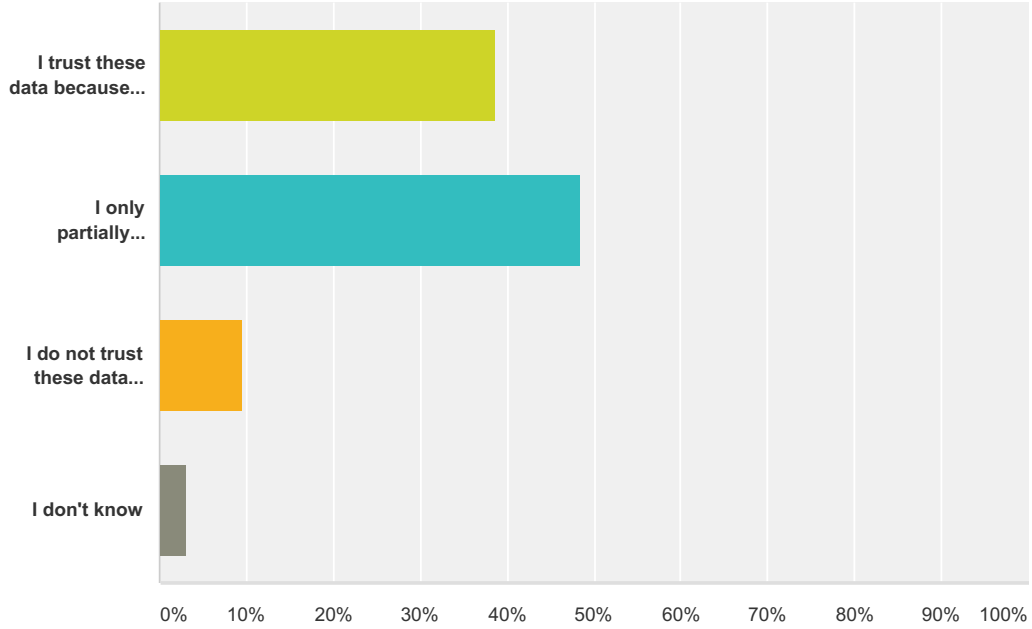
Answered: 31 Skipped: 0



Answer Choices	Responses	Count
Frequently (> 10 reports)	6.45%	2
Sometimes (5-10 reports)	32.26%	10
Seldom (1-4 reports)	19.35%	6
Never	41.94%	13
<b>Total</b>		<b>31</b>

**Q4 All EP wire questions are answered by physicians based on their experiences. What do you think about this kind of data ?**

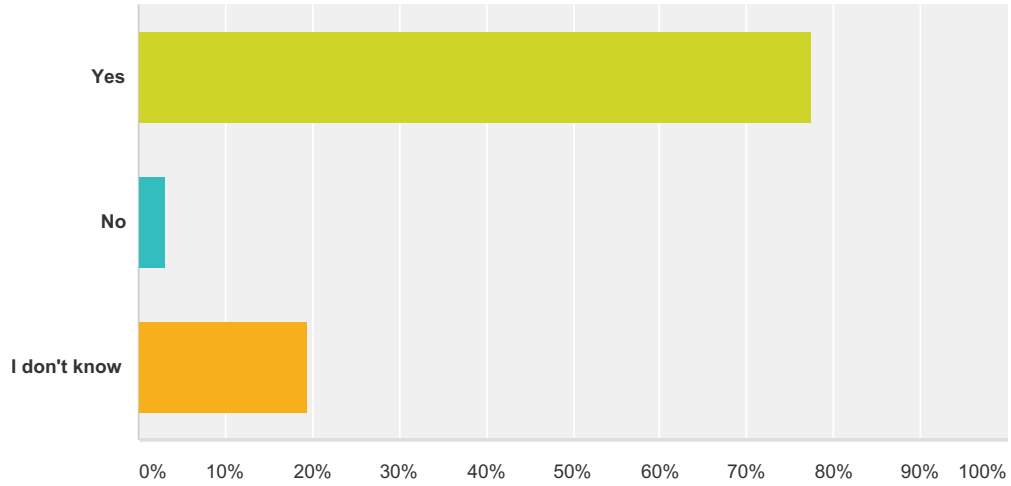
Answered: 31 Skipped: 0



Answer Choices	Responses
I trust these data because they show daily clinical practice	38.71% 12
I only partially believe these data show daily clinical practice	48.39% 15
I do not trust these data because they are subjective	9.68% 3
I don't know	3.23% 1
<b>Total</b>	<b>31</b>

### Q5 Do you think EP wires are helpful to identify knowledge gaps in the EP community in different regions in Europe ?

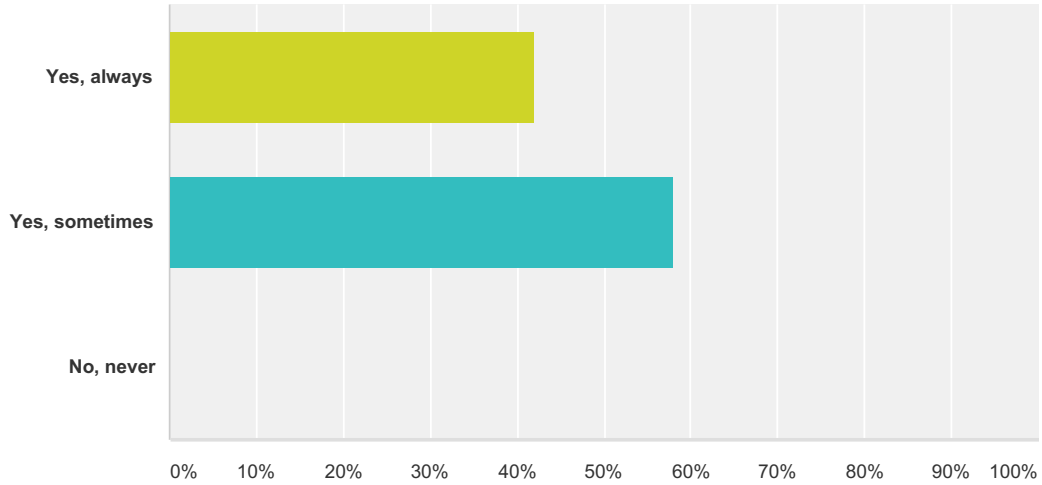
Answered: 31 Skipped: 0



Answer Choices	Responses
Yes	77.42% 24
No	3.23% 1
I don't know	19.35% 6
<b>Total</b>	<b>31</b>

**Q6 Do you think EP wires subjects are a realistic representation of clinical issues cardiologists/electrophysiologists are faced with ?**

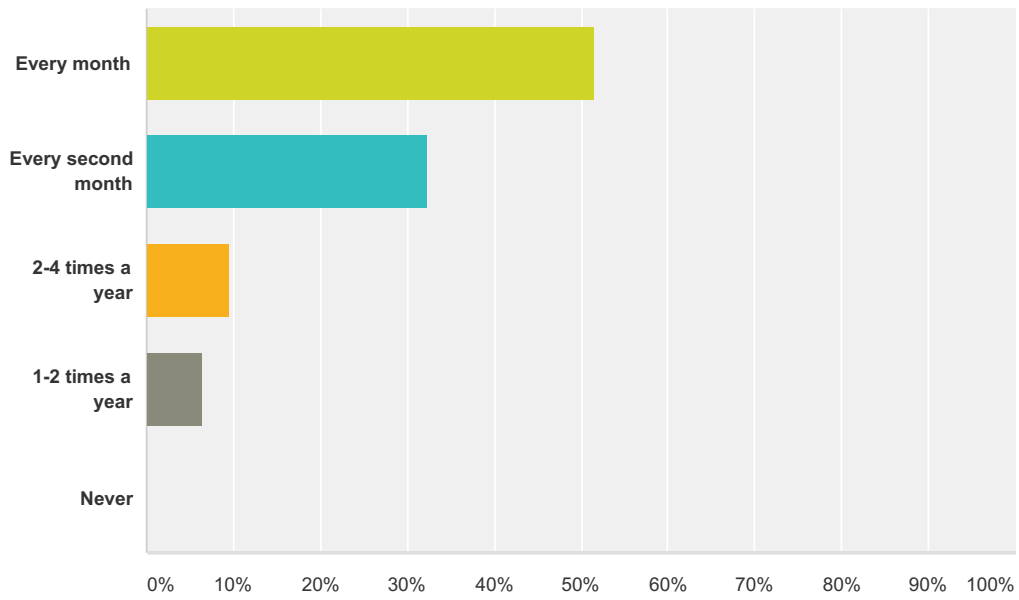
Answered: 31 Skipped: 0



Answer Choices	Responses	Count
Yes, always	41.94%	13
Yes, sometimes	58.06%	18
No, never	0.00%	0
<b>Total</b>		<b>31</b>

### Q7 How often do you reply to the monthly EP wire surveys ?

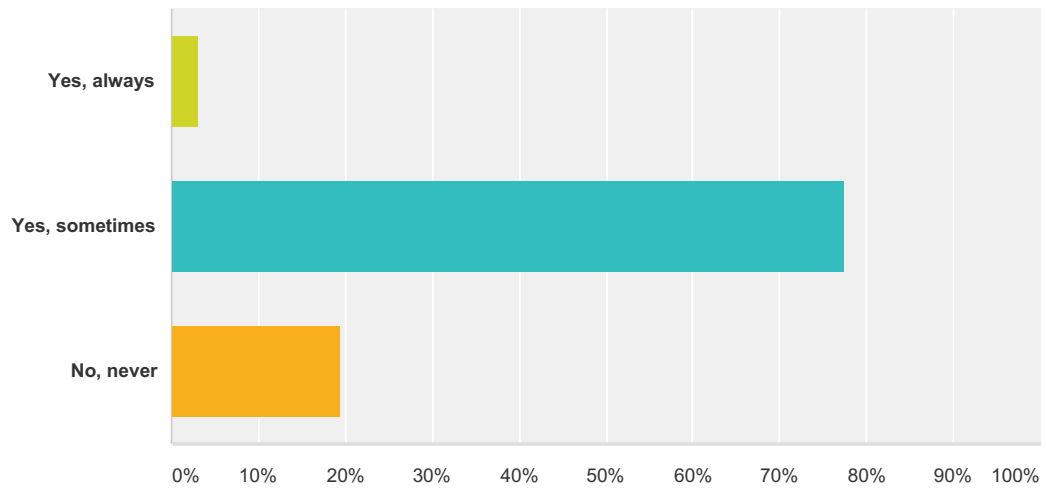
Answered: 31 Skipped: 0



Answer Choices	Responses	Count
Every month	51.61%	16
Every second month	32.26%	10
2-4 times a year	9.68%	3
1-2 times a year	6.45%	2
Never	0.00%	0
<b>Total</b>		<b>31</b>

### Q8 Do EP wire results influence your clinical practice ?

Answered: 31 Skipped: 0

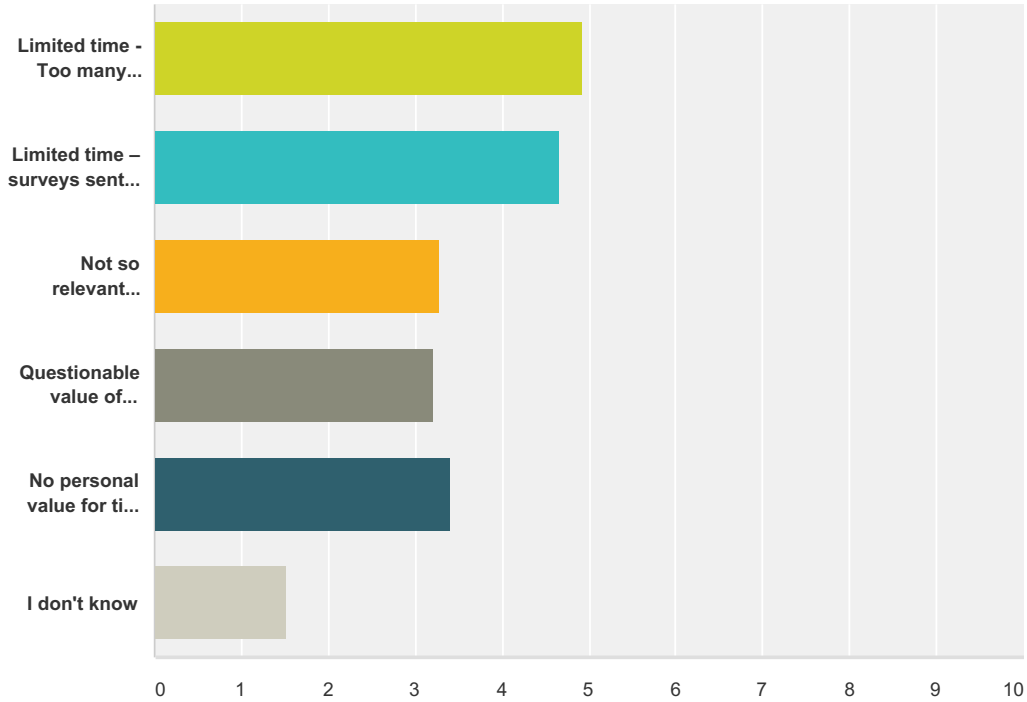


Answer Choices	Responses
Yes, always	3.23% 1
Yes, sometimes	77.42% 24
No, never	19.35% 6
<b>Total</b>	<b>31</b>



**Q9 The response rate to the EP wires is usually around 30%. What do you think the reasons are that the majority of centres do NOT reply ?. Please rank in order of importance (1=highest value)**

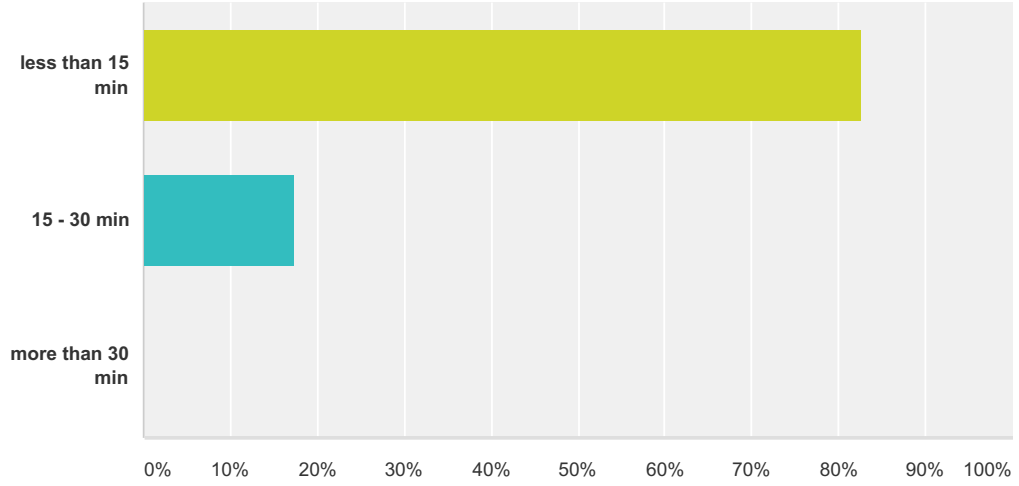
Answered: 29 Skipped: 2



	1	2	3	4	5	6	Total	Score
Limited time - Too many questions	51.72% 15	6.90% 2	27.59% 8	10.34% 3	3.45% 1	0.00% 0	29	4.93
Limited time – surveys sent out too often	17.24% 5	44.83% 13	27.59% 8	6.90% 2	3.45% 1	0.00% 0	29	4.66
Not so relevant questions	10.34% 3	10.34% 3	20.69% 6	27.59% 8	17.24% 5	13.79% 4	29	3.28
Questionable value of results	10.34% 3	6.90% 2	13.79% 4	37.93% 11	24.14% 7	6.90% 2	29	3.21
No personal value for time spent and therefore less interest	10.34% 3	24.14% 7	6.90% 2	13.79% 4	44.83% 13	0.00% 0	29	3.41
I don't know	0.00% 0	6.90% 2	3.45% 1	3.45% 1	6.90% 2	79.31% 23	29	1.52

### Q10 How much time do you consider acceptable to spend to answer EP wire questions ?

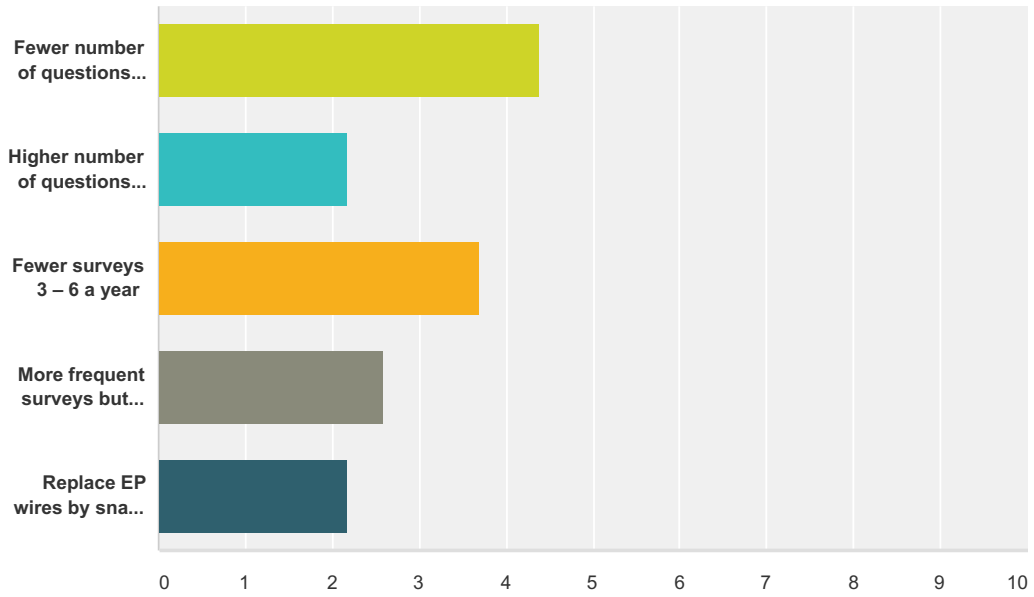
Answered: 29 Skipped: 2



Answer Choices	Responses	Count
less than 15 min	82.76%	24
15 - 30 min	17.24%	5
more than 30 min	0.00%	0
<b>Total</b>		<b>29</b>

**Q11 If EP wires will continue in some form to study clinical practice in the EP community in Europe – please rank (1 = highest value) the most important factors that would increase quality or response rate:**

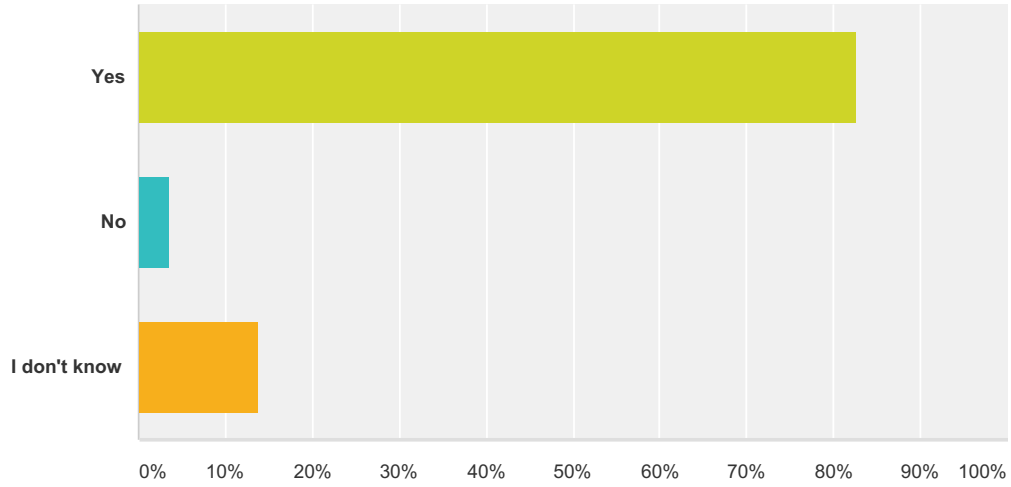
Answered: 29 Skipped: 2



	1	2	3	4	5	Total	Score
Fewer number of questions: max 10 questions	51.72% 15	34.48% 10	13.79% 4	0.00% 0	0.00% 0	29	4.38
Higher number of questions: 30 – 50 questions	3.45% 1	17.24% 5	24.14% 7	3.45% 1	51.72% 15	29	2.17
Fewer surveys 3 – 6 a year	31.03% 9	24.14% 7	27.59% 8	17.24% 5	0.00% 0	29	3.69
More frequent surveys but less number of questions: 5 questions every second week	6.90% 2	6.90% 2	31.03% 9	48.28% 14	6.90% 2	29	2.59
Replace EP wires by snap shot surveys ie surveys collecting information about consecutive patients but for a short period of time 1 – 2 weeks	6.90% 2	17.24% 5	3.45% 1	31.03% 9	41.38% 12	29	2.17

**Q12 Should individual members of the EHRA EP network have the possibility to propose subjects for future EP wire, and would you personally do it ?**

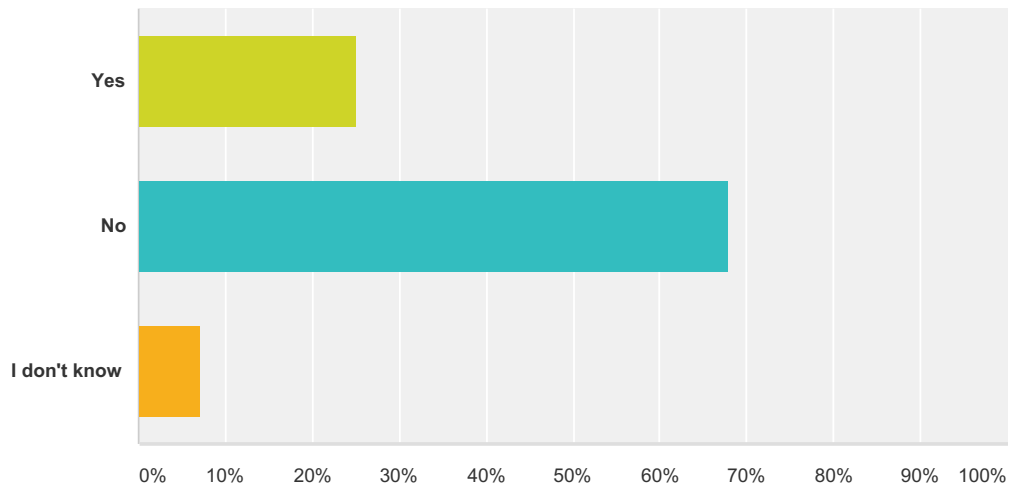
Answered: 29 Skipped: 2



Answer Choices	Responses	
Yes	82.76%	24
No	3.45%	1
I don't know	13.79%	4
<b>Total</b>		<b>29</b>

### Q13 Are you encouraged by your National Society to respond to these EP wires ?

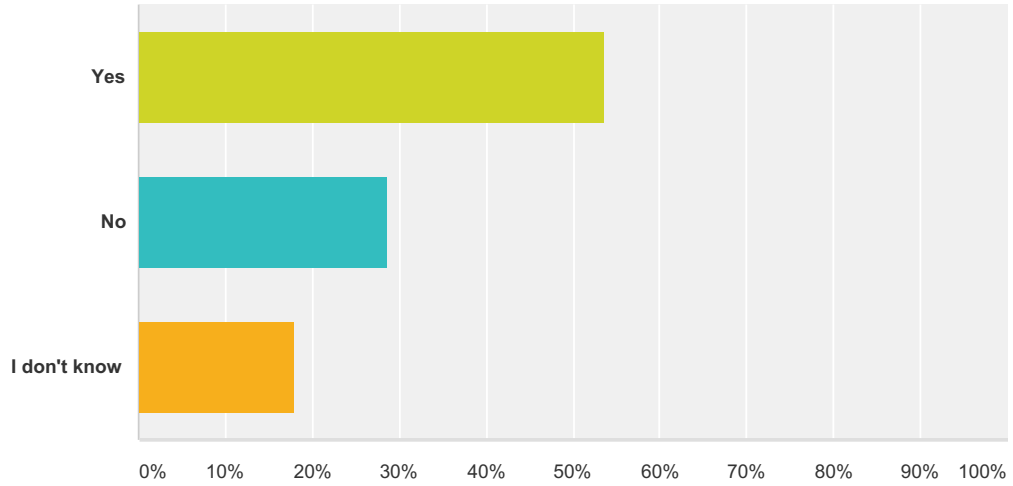
Answered: 28 Skipped: 3



Answer Choices	Responses
Yes	25.00% 7
No	67.86% 19
I don't know	7.14% 2
<b>Total</b>	<b>28</b>

### Q14 Do you believe some form of CME credit attribution would increase response rate to EP wires ?

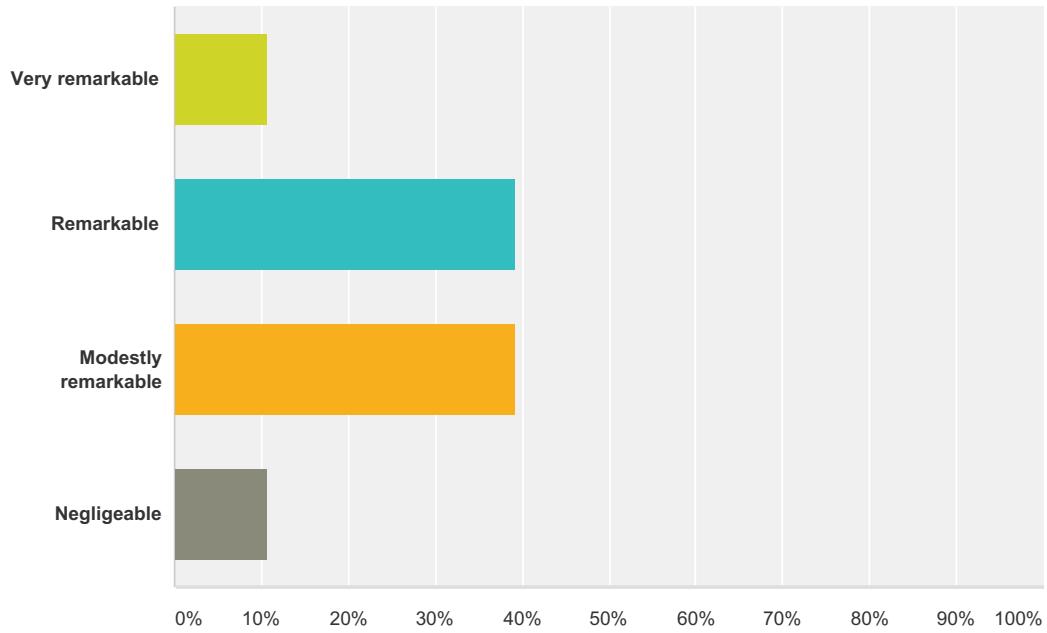
Answered: 28 Skipped: 3



Answer Choices	Responses
Yes	53.57% 15
No	28.57% 8
I don't know	17.86% 5
<b>Total</b>	<b>28</b>

### Q15 How do you think the EP wire initiative is perceived globally EP?

Answered: 28 Skipped: 3



Answer Choices	Responses
Very remarkable	10.71% 3
Remarkable	39.29% 11
Modestly remarkable	39.29% 11
Negligeable	10.71% 3
<b>Total</b>	<b>28</b>

**Q16 Please phrase a suggestion for future  
EP wires: (free text in words)**

Answered: 11 Skipped: 20