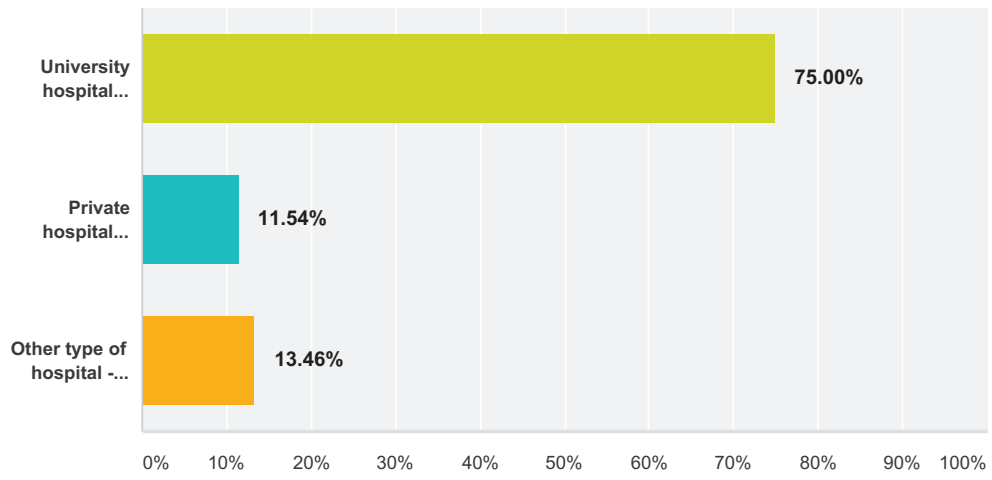


EP Wire on Subcutaneous ICD

Q1 Is your institution:

Answered: 52 Skipped: 0



EP Wire on Subcutaneous ICD

Q2 In which country and in which city is your centre based ?

Answered: 52 Skipped: 0

#	Responses	Date
1	Bergen, Norway	5/30/2016 6:21 PM
2	Madrid spain	5/27/2016 11:42 PM
3	Bilbao, Spain	5/27/2016 8:23 AM
4	Riga, Latvia	5/26/2016 6:09 PM
5	Barcelona, Spain	5/26/2016 7:10 AM
6	France - Marseilles	5/25/2016 10:39 AM
7	Germany	5/23/2016 12:02 PM
8	Denmark	5/23/2016 10:49 AM
9	Estonia	5/23/2016 6:46 AM
10	Spain	5/23/2016 1:36 AM
11	Lithuania	5/22/2016 7:10 PM
12	Sweden	5/22/2016 5:38 PM
13	Belgium	5/21/2016 11:58 AM
14	Riga, Latvia	5/21/2016 8:41 AM
15	Austria	5/20/2016 8:07 PM
16	Austria, Linz	5/20/2016 5:46 PM
17	UK	5/20/2016 4:37 PM
18	France	5/20/2016 2:40 PM
19	Italy	5/20/2016 1:54 PM
20	Sofia, Bulgaria	5/20/2016 12:13 PM
21	Serbia Kragujevac	5/20/2016 11:33 AM
22	Slovenia, Ljubljana	5/20/2016 11:21 AM
23	Germany	5/20/2016 10:51 AM
24	France	5/20/2016 10:39 AM
25	Leipzig, Germany	5/17/2016 10:29 AM
26	Norway	5/13/2016 8:41 PM
27	Italy	5/10/2016 3:00 PM
28	France	5/9/2016 4:22 PM
29	Czech.rep.	5/5/2016 10:55 PM
30	UK Swindon	5/3/2016 5:40 PM
31	uk	5/2/2016 2:07 PM
32	sweden stockholm	5/2/2016 9:50 AM
33	Goteborg Sweden	5/1/2016 3:02 PM
34	Spain	5/1/2016 11:58 AM

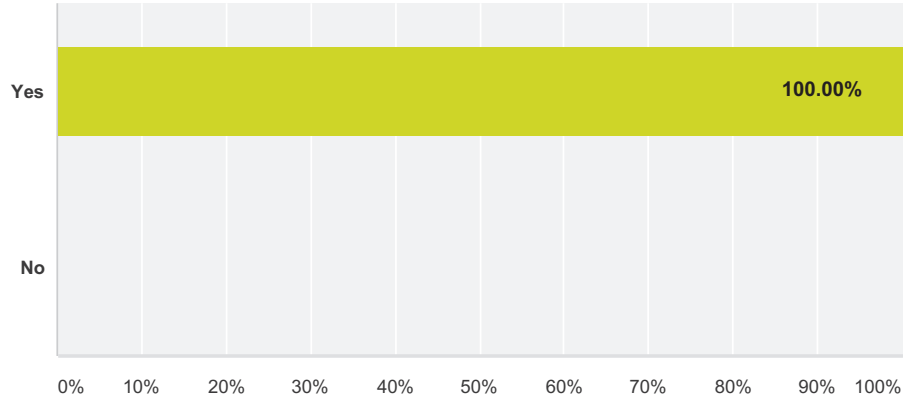
EP Wire on Subcutaneous ICD

35	Udine Italy	5/1/2016 11:42 AM
36	Italy, Pisa	4/29/2016 7:28 PM
37	Belgium Hasselt	4/29/2016 3:30 PM
38	Iceland	4/29/2016 2:20 PM
39	Poland	4/29/2016 12:58 PM
40	Murcia (Spain)	4/29/2016 9:55 AM
41	Netherlands	4/29/2016 9:00 AM
42	Germany	4/29/2016 8:30 AM
43	Poland, Zabrze	4/28/2016 11:52 PM
44	Italy, Cagliari	4/28/2016 11:16 PM
45	Germany	4/28/2016 10:51 PM
46	Spain	4/28/2016 9:00 PM
47	Denmark	4/28/2016 8:17 PM
48	Spain-burgos	4/28/2016 8:10 PM
49	Switzerland	4/28/2016 7:37 PM
50	Poland	4/28/2016 7:12 PM
51	uk; bournemouth	4/28/2016 6:47 PM
52	Germany, Lübeck	4/19/2016 11:42 PM

EP Wire on Subcutaneous ICD

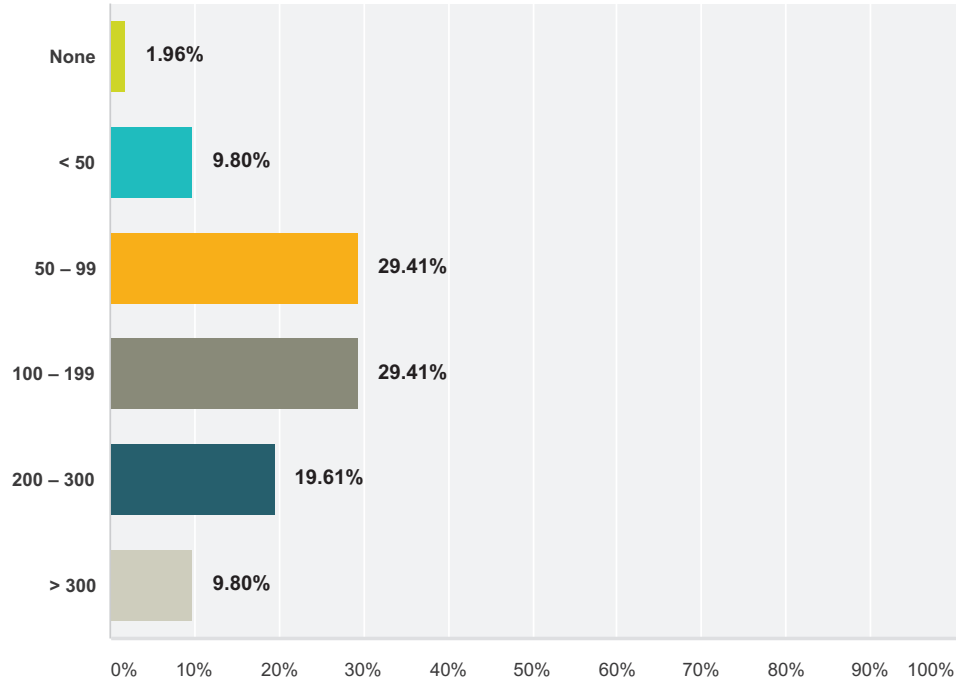
Q4 Would you be comfortable if we acknowledge your centre in the EP Europace Journal and on the EHRA website ?

Answered: 52 Skipped: 0



Q5 What total number of conventional ICDs was implanted in your centre during the last 12 months?

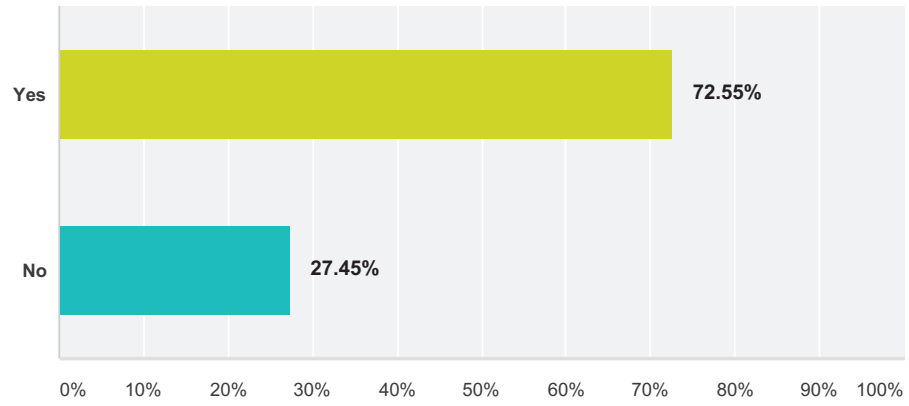
Answered: 51 Skipped: 1



EP Wire on Subcutaneous ICD

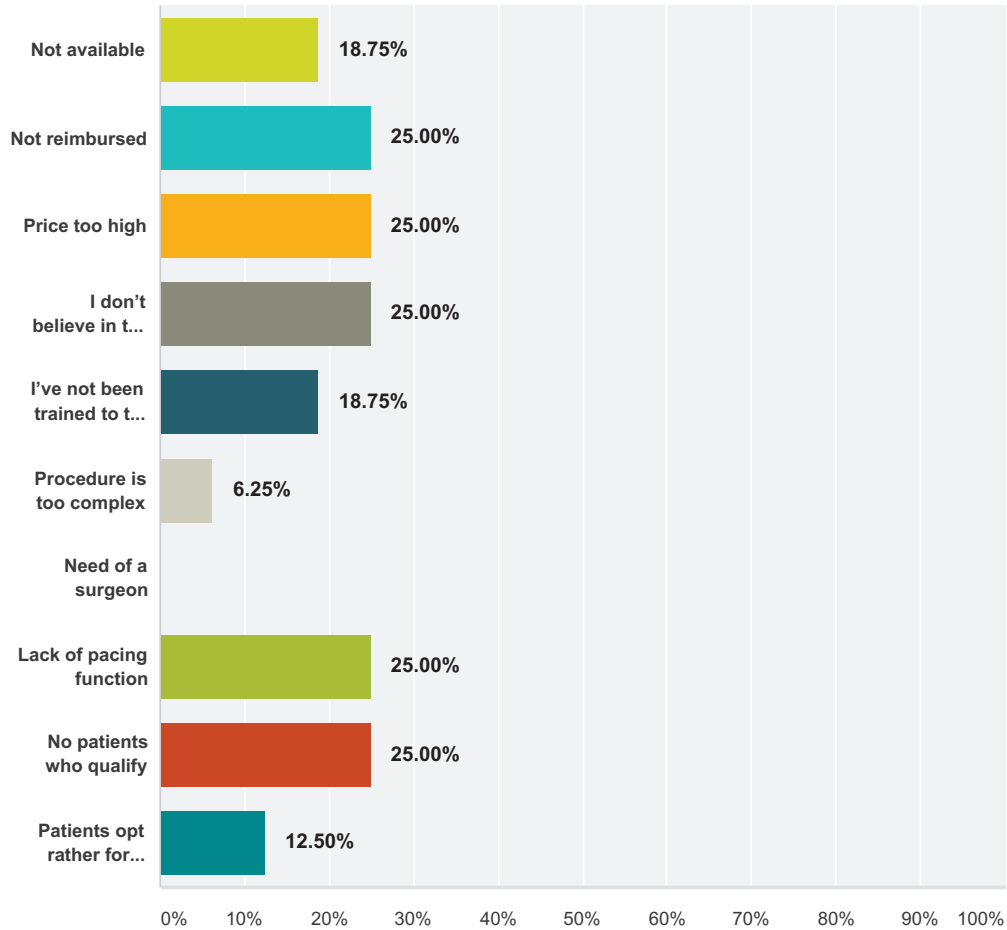
Q6 Do you use the Subcutaneous ICD (S-ICD) at your centre ?

Answered: 51 Skipped: 1



Q7 If you don't implant S-ICD in your center, the reasons are (multiple answers):(to be skipped if Q6 answered: Yes)

Answered: 16 Skipped: 36



Answer Choices	Responses	Count
Not available	18.75%	3
Not reimbursed	25.00%	4
Price too high	25.00%	4
I don't believe in this system	25.00%	4
I've not been trained to this procedure	18.75%	3
Procedure is too complex	6.25%	1
Need of a surgeon	0.00%	0
Lack of pacing function	25.00%	4
No patients who qualify	25.00%	4
Patients opt rather for conventional ICDs	12.50%	2

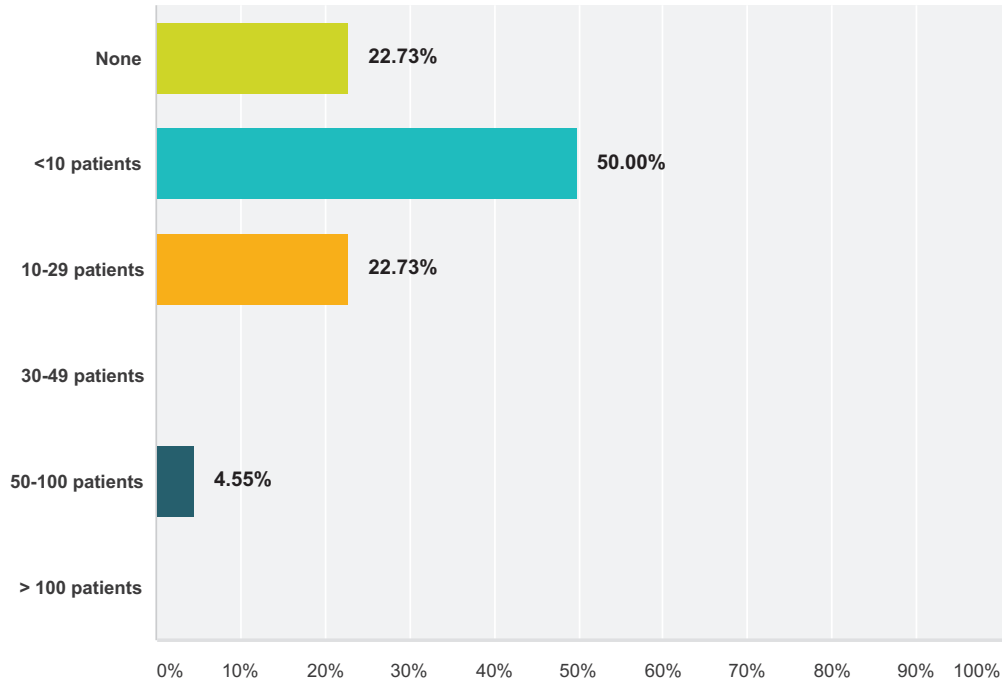
EP Wire on Subcutaneous ICD

Total Respondents: 16

EP Wire on Subcutaneous ICD

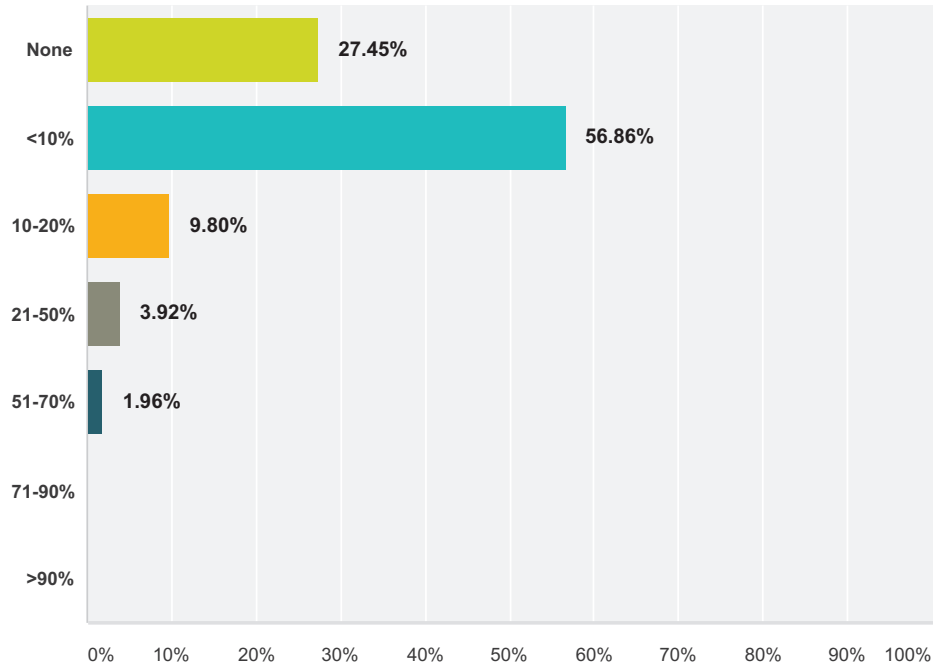
Q8 How many patients were equipped with S-ICD during the last 12 months at your centre (single answer)?(to be skipped if Q6 answered: No)

Answered: 44 Skipped: 8



Q9 What is approximately the percentage of S-ICDs among all implanted ICDs in your center?

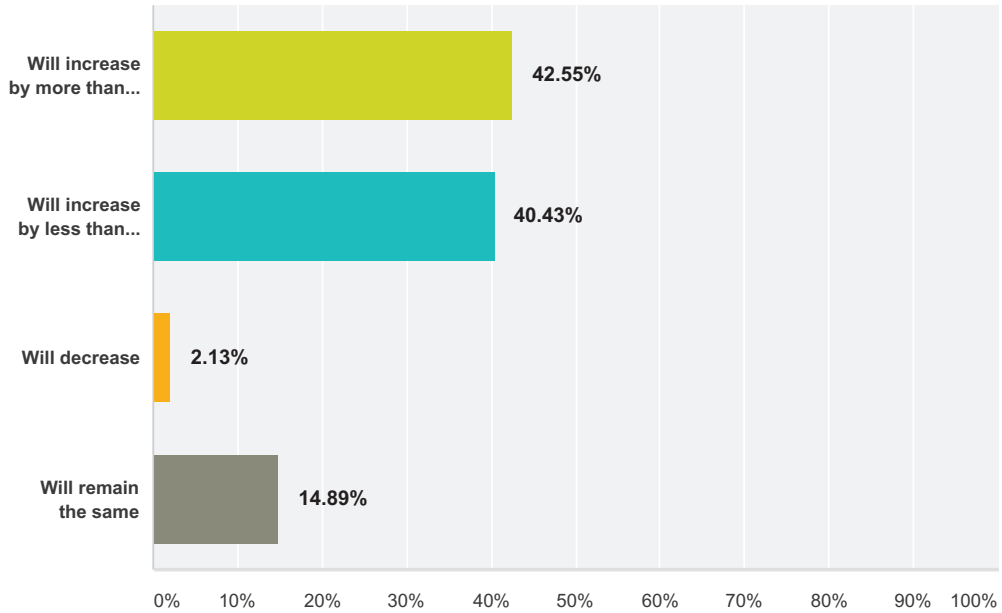
Answered: 51 Skipped: 1



EP Wire on Subcutaneous ICD

Q10 Do you think that the volume of patients equipped with S-ICD in the next 2 years at your centre (single answer)?(to be skipped if Q6 answered: No)

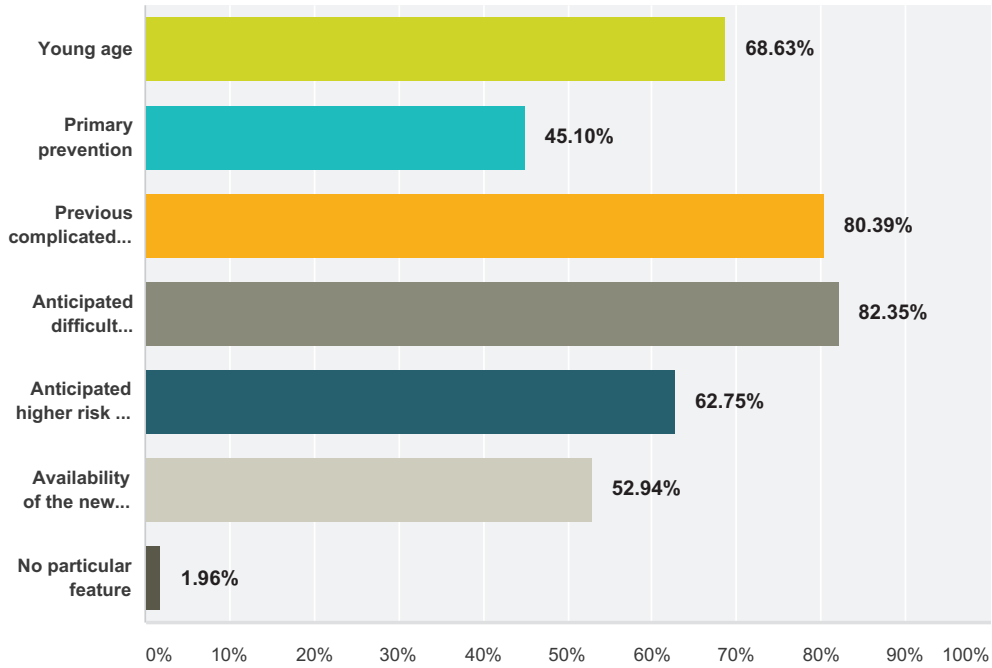
Answered: 47 Skipped: 5



Answer Choices	Responses
Will increase by more than 20%	42.55% 20
Will increase by less than 20%	40.43% 19
Will decrease	2.13% 1
Will remain the same	14.89% 7
Total	47

Q11 Which features would make you more inclined to use S-ICD, rather than “conventional” ICD implantation?(multiple answers)

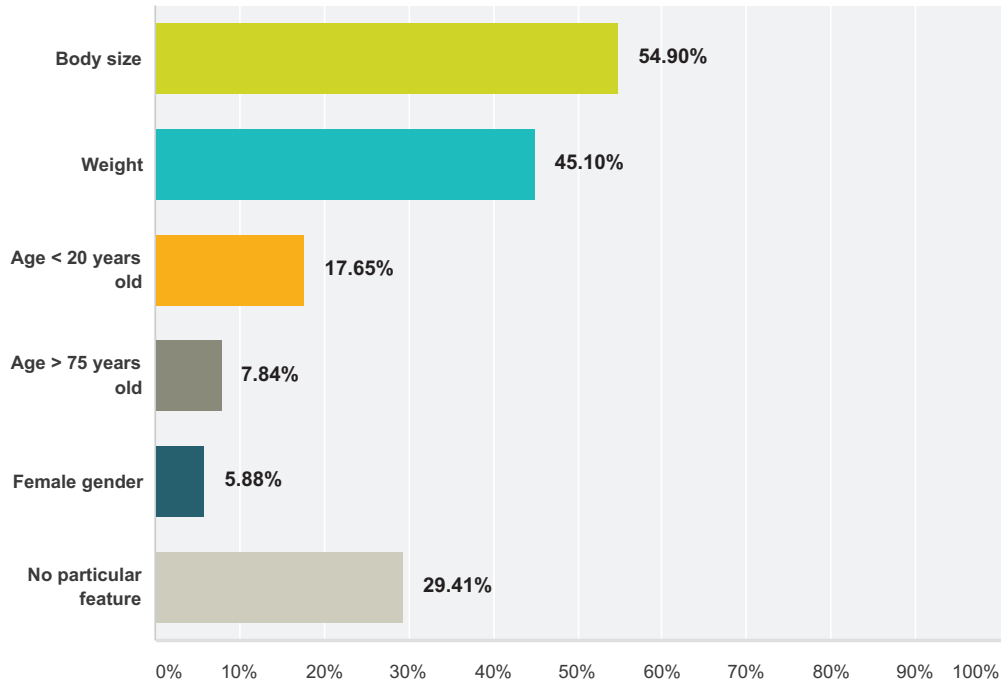
Answered: 51 Skipped: 1



Answer Choices	Responses	
Young age	68.63%	35
Primary prevention	45.10%	23
Previous complicated "conventional" ICD	80.39%	41
Anticipated difficult vascular access	82.35%	42
Anticipated higher risk of infection	62.75%	32
Availability of the new generation S-ICD (smaller, MRI compatible, remote monitoring)	52.94%	27
No particular feature	1.96%	1
Total Respondents: 51		

**Q12 Which features in your opinion could represent an obstacle to S-ICD use?
(multiple answers)**

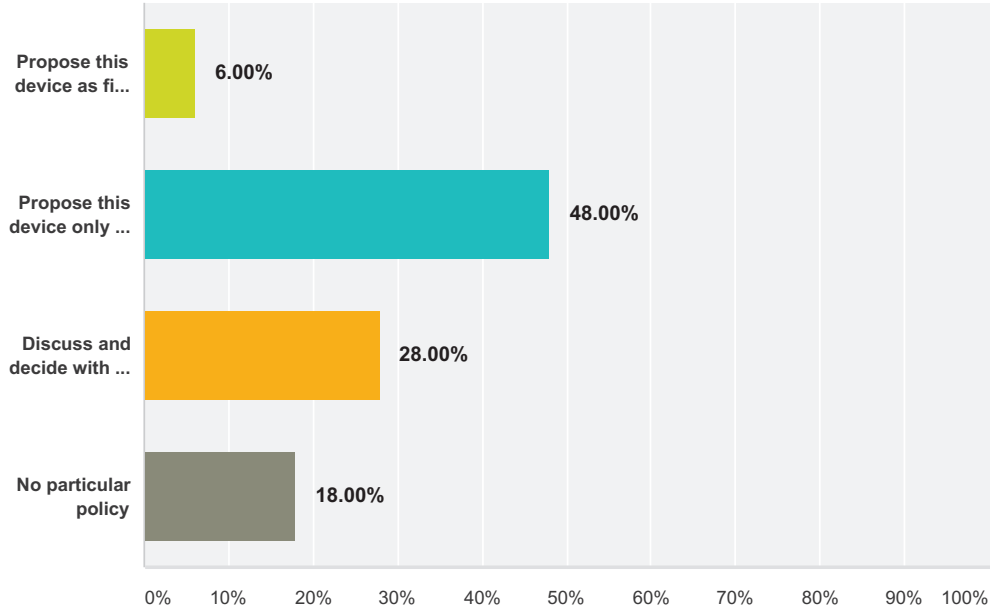
Answered: 51 Skipped: 1



EP Wire on Subcutaneous ICD

Q13 The policy in our center for S-ICD implantation is to:

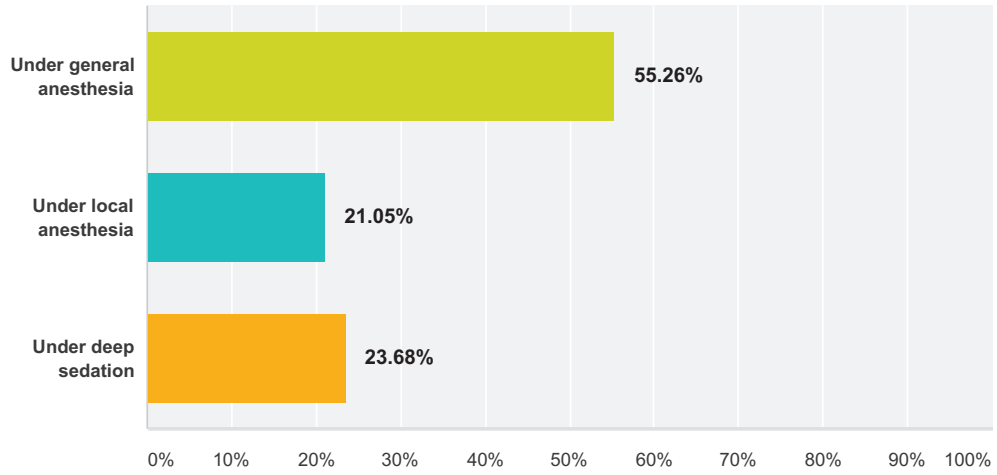
Answered: 50 Skipped: 2



Answer Choices	Responses	
Propose this device as first choice for all indications when pacing or CRT function are not needed	6.00%	3
Propose this device only on restricted indication basis	48.00%	24
Discuss and decide with the patient after presenting both alternatives (trans-venous and sub-cutaneous devices) when applicable	28.00%	14
No particular policy	18.00%	9
Total		50

**Q14 S-ICD implantation procedures are predominantly performed (single answer):
(to be skipped if Q6 answered: No)**

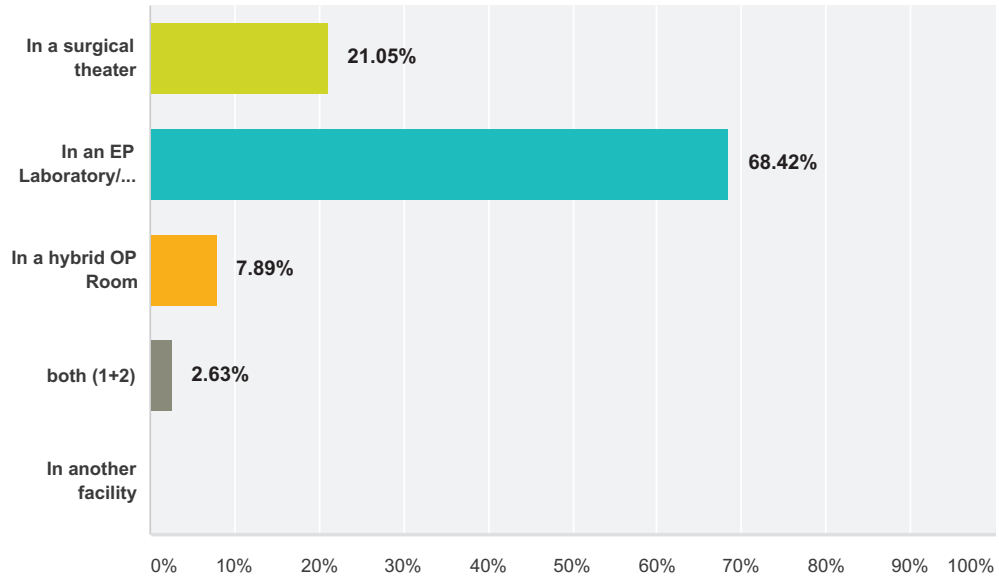
Answered: 38 Skipped: 14



EP Wire on Subcutaneous ICD

Q15 S-ICD implantation procedures are predominantly performed: (to be skipped if Q6 answered: No)

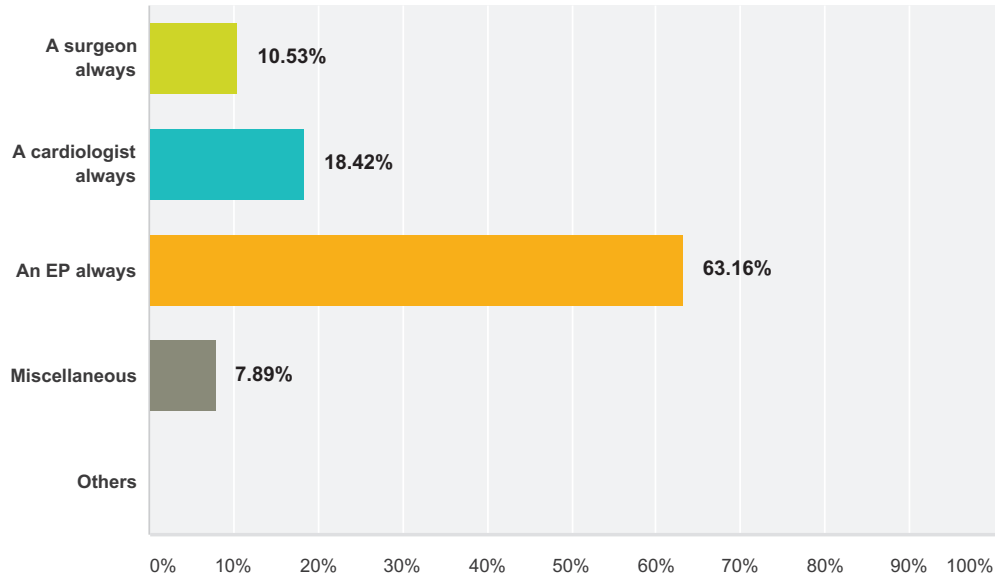
Answered: 38 Skipped: 14



EP Wire on Subcutaneous ICD

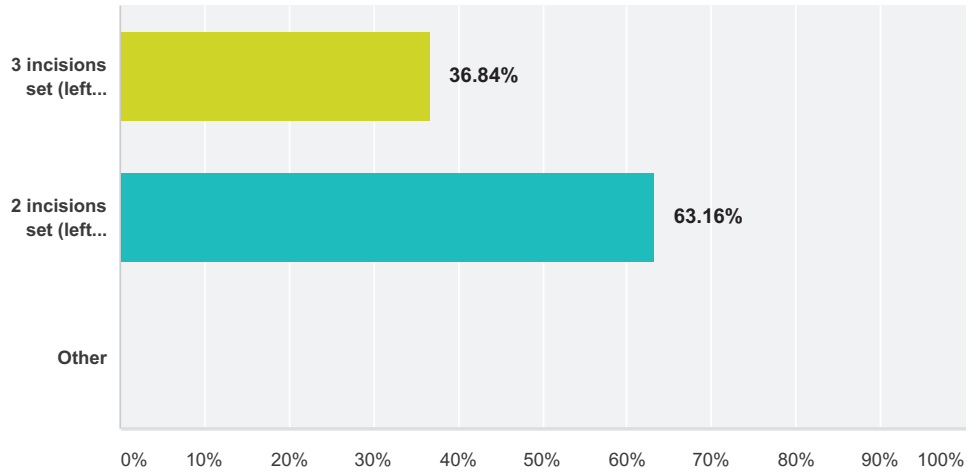
Q16 S-ICD implantation procedures are performed by: (to be skipped if Q6 answered: No)

Answered: 38 Skipped: 14



**Q17 Incision strategy for S-ICD implantation
in our centre is: (to be skipped if Q6
answered: No)**

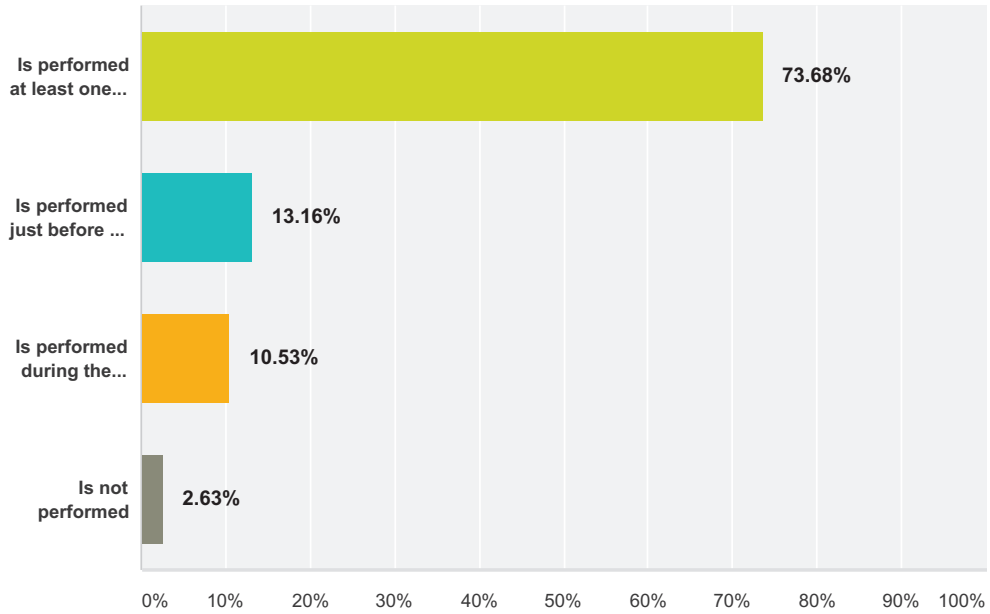
Answered: 38 Skipped: 14



Answer Choices	Responses
3 incisions set (left latero-thoracic + xiphoidal + upper sternum)	36.84% 14
2 incisions set (left latero-thoracic + xiphoidal)	63.16% 24
Other	0.00% 0
Total	38

Q18 Ventricular detection screening before S-ICD implantation (single answer): (to be skipped if Q6 answered: No)

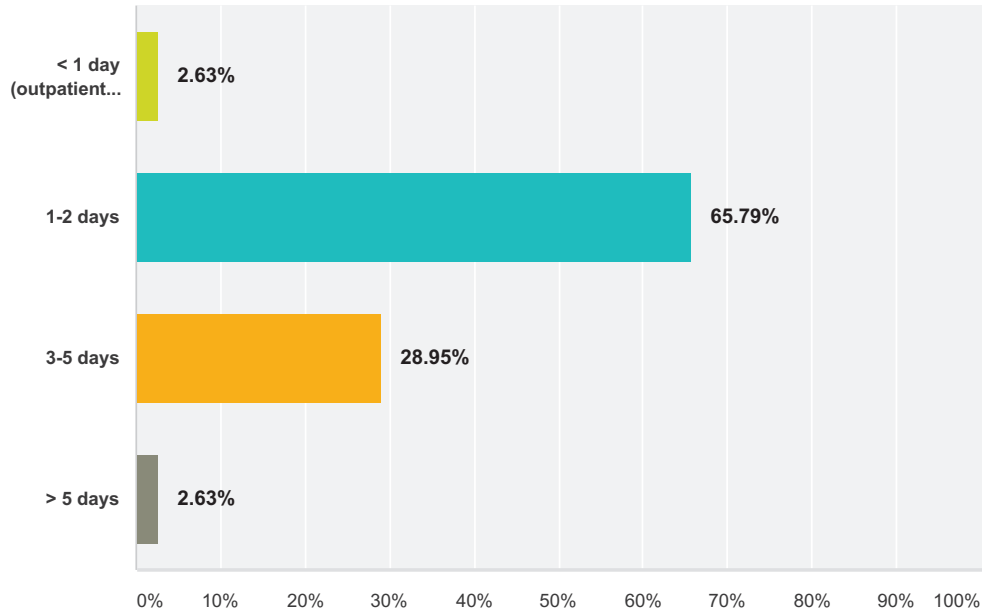
Answered: 38 Skipped: 14



Answer Choices	Responses	
Is performed at least one day before the operation	73.68%	28
Is performed just before the operation	13.16%	5
Is performed during the operation	10.53%	4
Is not performed	2.63%	1
Total		38

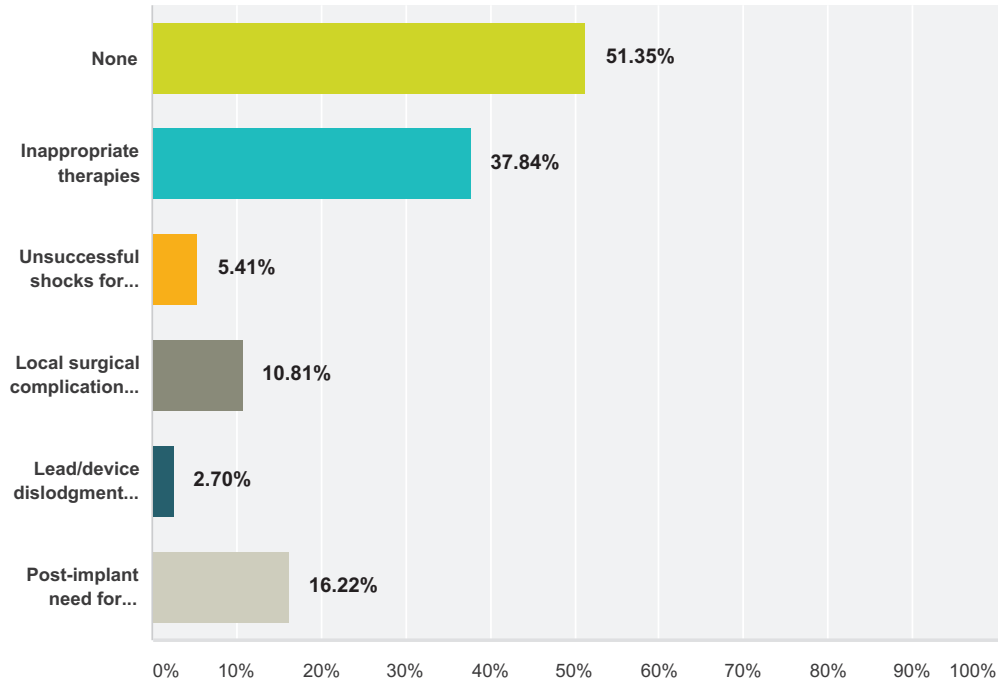
Q19 Average length of hospitalization for S-ICD implantation is usually: (to be skipped if Q6 answered: No)

Answered: 38 Skipped: 14



Q20 Major problems you encounter with patients implanted with S-ICD include (multiple answers): (to be skipped if Q6 answered: No)

Answered: 37 Skipped: 15



Answer Choices	Responses
None	51.35% 19
Inappropriate therapies	37.84% 14
Unsuccessful shocks for VT/VF	5.41% 2
Local surgical complications (pocket infection, wound dehiscence, prolonged wound healing)	10.81% 4
Lead/device dislodgment requiring interventional repositioning	2.70% 1
Post-implant need for bradycardia-pacing or ATP, requiring device change/up-grade	16.22% 6
Total Respondents: 37	