

How to use the Access Code



You have been invited to attend ESC Congress 2024, from 30 August to 02 September.

Please note:

- It is mandatory to be registered to access the congress.
- You need to activate your access code to confirm your registration
- Access codes are non-transferable

**Follow these simple steps
to activate your access code and confirm your registration**



1. Click here for the link to confirm your registration



2. Enter your My ESC account details

(your account should be in your name and is personal to you)

If you already have a
My ESC account, enter your
email address and Password

If you do not have a
My ESC account,
create one

First, Sign in

Help us give you the best experience possible - sign in here if you have a My ESC account already

No account? No problem - create one below - it takes just a few minutes

Email address

Password [Forgot Password?](#)

Remember me on this computer

[Sign in](#)

I'd like to create a free My ESC account

You'll get all this & more:

- Free newsletters - choose the ones most suited to your interests
- ESC Membership information
- Your own My ESC area

[Create your free My ESC account now](#)

For any questions about your My ESC Account, [consult the Help Centre.](#)

3. Enter your Access Code and click on 'Apply'

ESC Congress 2024

Friday, 30 August - Monday, 2 September 2024

To register to the above event using your access code:

Please enter your access code below to finalise your registration.

If you think you have been invited by an Industry and do not have an access code please contact your sponsor.




If you have a problem validating your access code please [contact us through this form](#) (choose category: Congresses > Registration (Groups) > ESC Congress)

Please note that each code is individual and can only be used once.

If you get a message "Invalid Code" double check you have entered it correctly. If you are sure the code is correct, and you still get an error message, contact your sponsor or group contact as the message could be for the following reasons:

- The code has already been used by another participant
- You are an Exhibitor and your group contact has already entered your details
- The code provided is incorrect

4. Finalise your Registration

- As you have been invited there is no payment requested 
- You must read and accept the Terms & Conditions as well as the General Terms of Sales 
- Then click on “Complete order” 

Order Summary

Subtotal	0,00 €
Total Tax	0,00 €
Amount Due	0,00 €

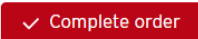
I have read and accept the ESC Congress 2024 [Terms and Conditions](#) as well as the [General Terms of Sales](#)*

* YES

I understand that ESC Congress 2024, and all content therein, is designed exclusively for qualified medical professionals. In line with current European legislation and healthcare industry regulations, I hereby confirm my qualifications to access this platform and its contents, I also understand that infants and children under 18 are not permitted to attend the congress.*

* YES

There is no payment due. Click the button below to complete your order.



5. Your registration is now confirmed – A confirmation is sent to your email




 Registration confirmed

Dear Miss Baldacchino,

Thank you for your registration to ESC Congress 2024. A confirmation email will be sent to your email address.

[More information on the event](#)

[Back to Home page](#)

 [Add to Calendar](#)

We invite you to consult the [ESC Congress web pages](#) for the latest information on the scientific programme and other activities. An application will be submitted for accreditation to the European Accreditation Council for Continuing Medical Education (EACCME®) to provide CME activities for attending medical specialists. [Please check the registration page for updates.](#)

[If you have a technical problem validating your access code](#)

- My ESC is optimised for recent browsers such as Firefox, Google Chrome, Safari and MS Edge in their latest version. You may experience problems if you use browsers older than Internet Explorer 11 and Firefox 70, for example.
- Delete cookies and/or cache history, then try to sign in again
- If you still have a problem, please send us a message via the "[Contact Us](#)" form