



ESC Congress 2016 Mobile App – User guide

Important notice: this Mobile App is evolutive, make sure to download the updates!

Details and updates on Programme, Faculty, Abstracts, Exhibitors, Maps will become available soon...

Below you can find some notes on how to use the app. If you have more specific questions or feedback, please send your comments and suggestions to app@escardio.org.

Table of Contents

No Internet Connection Required	2
Programme Updates	2
Scientific Programme	3
Browsing the scientific programme	3
Mobile App Interactive Sessions	4
Resources	5
Sharing	5
<i>My Congress</i>	6
Connect to <i>My ESC</i> & synchronise your device.....	6
My Programme and My Favourites.....	7
My Notes	9
Adding Appointments	10
Conflicting Items	11
Twitter	12
Tips	12
Notifications	13
Latest News	13
Exhibition & Industry.....	14
Maps.....	15
Search.....	16
About.....	16
Disclaimer.....	16



No Internet Connection Required

When launching the app for the first time, the conference data will have to be downloaded and installed before you can start using the app. This is the only time an internet connection is required. Once the data is installed, you can safely use the app offline and still have access to the *Daily Schedule* with sessions and presentations lists, General info, etc.

Some additional content, like images in abstracts, programme updates, push notifications, sharing through email, Facebook, LinkedIn and Twitter, *Mobile App Interactive Sessions* and explicit download links do require an internet connection. Note that additional charges from your phone operator or for using Wi-Fi may apply in these cases.

Congress Centre wifi access codes are:


Name: **esc-congress**

Password: **esc-congress**



Programme Updates


When you have an active internet connection available, the app will check automatically at launch if any update to the congress programme is available. If this is the case, the app will prompt you to download these programme updates. Depending on the size of the update, your device and the speed of your connection, this process may take a little while. After the update is completed, you can continue using the app without the need for an active internet connection.

You can also check if an update is available by clicking on the Refresh button . This button is located on the upper right corner on the Home screen.



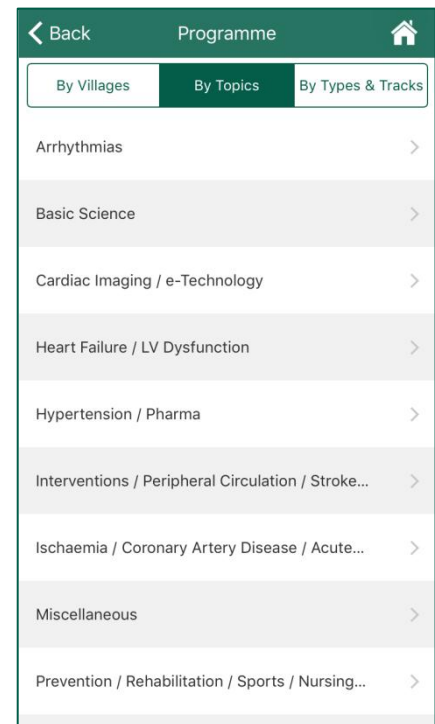
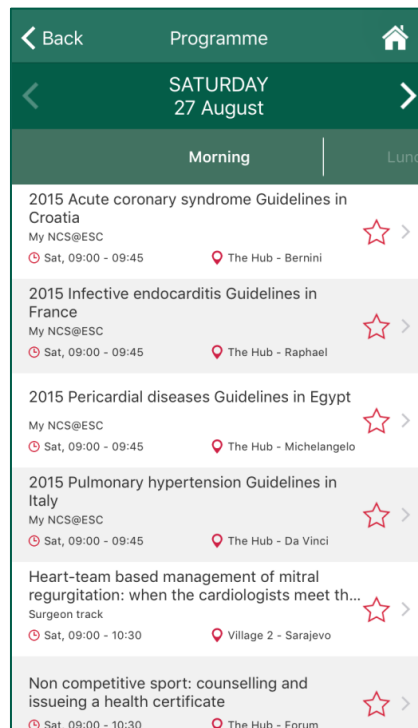
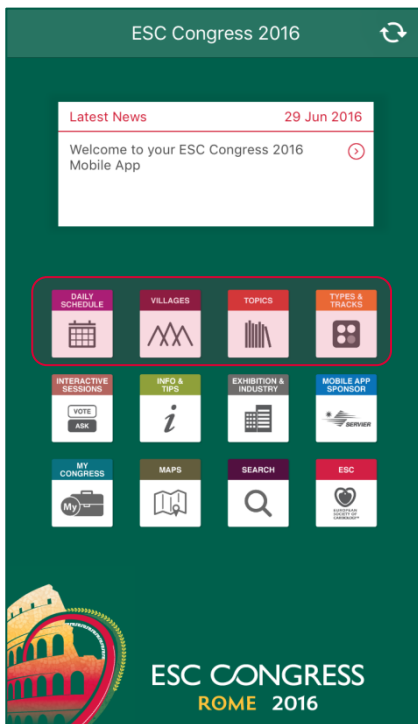
Scientific Programme


Browsing the scientific programme

You can access the scientific programme by day through the *Daily Schedule* button on the home menu. This view brings you to the current day and time slot by default so that you can quickly see what's happening. Note that  tags indicate which sessions and presentations are currently on.

You can also browse the scientific programme by *Villages*, *Topics* and *Types & Tracks*. In any of these views, you will see a list of the related sessions and/or presentations.

Click or tap on a session or presentation to get all the relevant information, such as its start and end time, location in the venue, chairperson(s), speaker, authors, scientific resources, related topics, etc. Each time there is an arrow on the right of a row, clicking or tapping on that row brings you to a new screen with more information.



Click on the *Add to My Congress*  button to add a session or presentation to your personal programme, your *My Programme*. A notification 10 minutes prior to the added session/presentation will alert you.



Mobile App Interactive Sessions

Some sessions have been designed to actively involve the audience in the scientific exchange. These sessions are listed in *Types & Tracks*. Search for *Mobile App Interactive Session*, select a session and click on *Session Information & Interaction*.

To quickly find them during a *Mobile App Interactive Session*, click on the *Interactive Sessions* button from the Home menu and select the session you're attending.

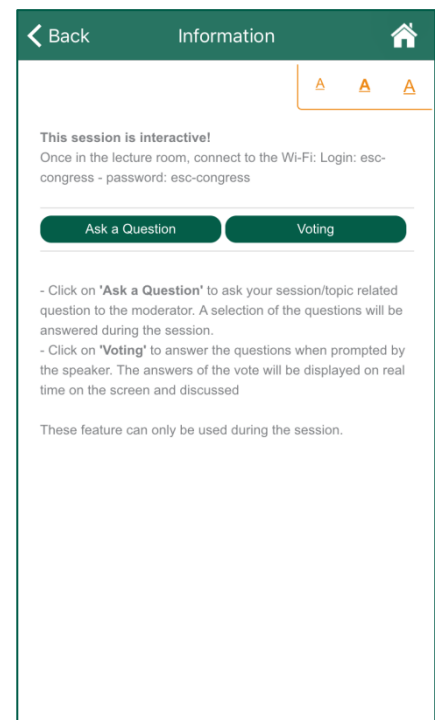
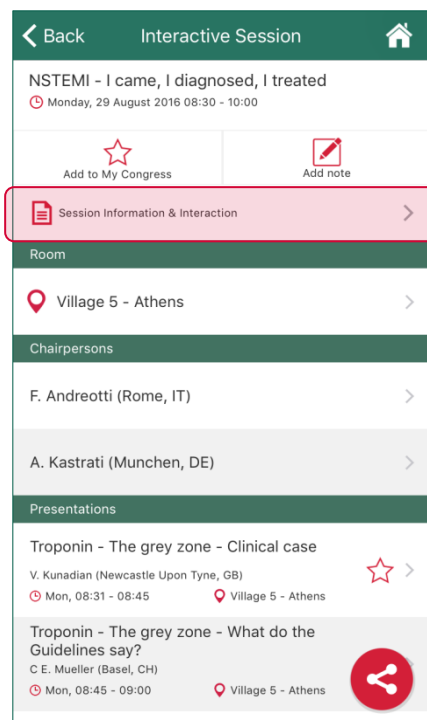
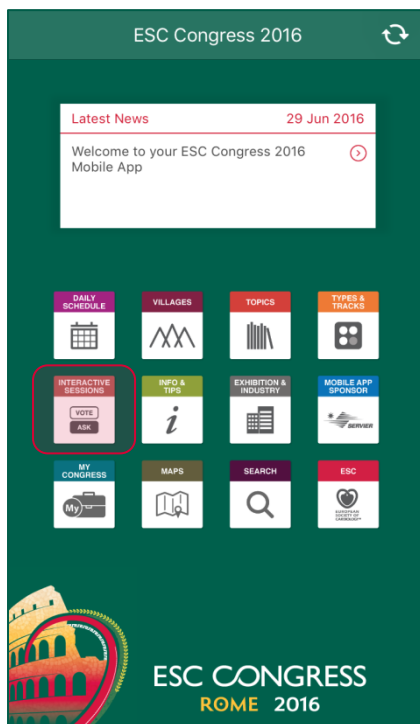
When asked by the chairperson or the speaker, click on *Session Information & Interaction* and either click on:

- **ASK A QUESTION:** to send directly your session/topic related question to the chairperson,
- Or **VOTING:** to answer questions. To vote, simply click on your answer's letter. The answers of the vote will be displayed on real time on the screen and discussed.

These features are only available during these sessions and your device must be connected to the internet or the provided wifi:

Name: **esc-congress**

Password: **esc-congress**



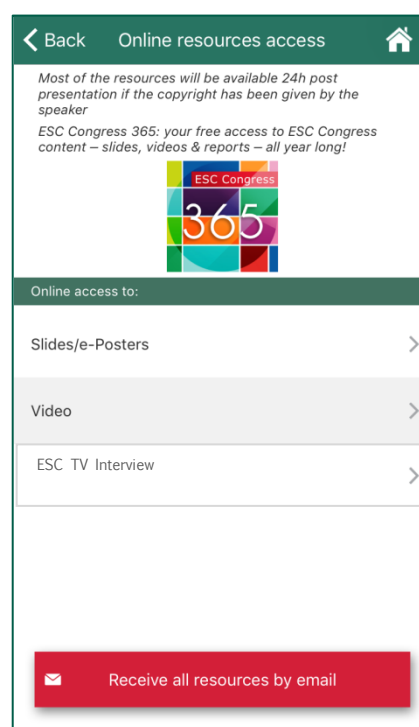
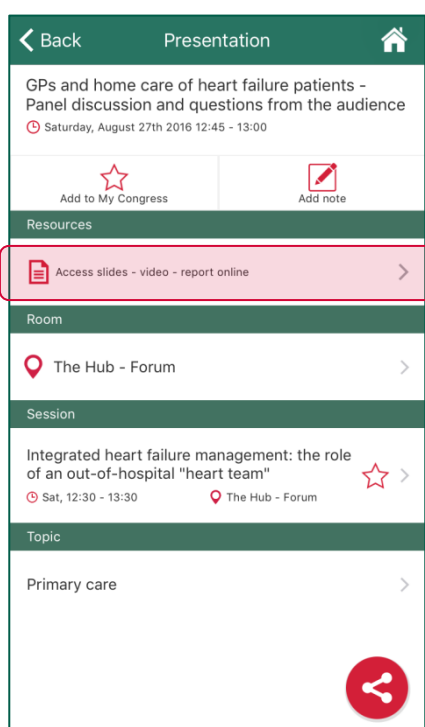
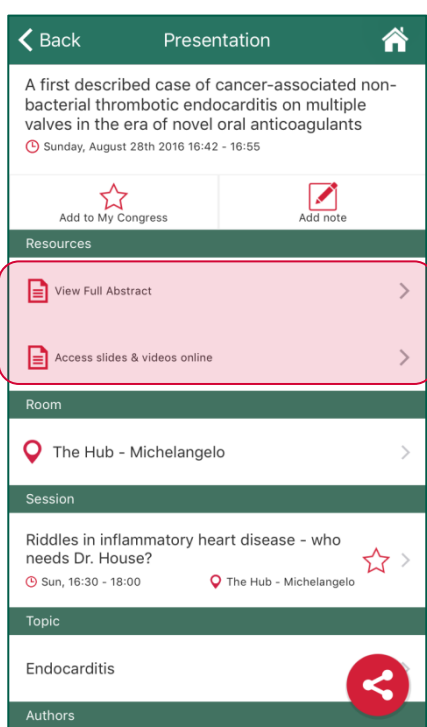


Scientific resources

From this app, you can access the congress resources from a presentation as soon as they are available on [ESC Congress 365](#):

- **Abstracts:** available one week before the congress for all abstracts based sessions - Advances in Science, Best Posters, Moderated, Posters, Rapid Fire Abstracts, Young Investigators Awards and Clinical Cases
- **Slides & videos:** available within 24 hours after presentation through daily updates


Please note that you need to be connected to your *My ESC* account to access this feature. Read *Connect to My ESC* paragraph for more details.



ESC Congress 365 only features resources for which the speakers/presenters have granted the ESC the rights to use for educational purpose.



Sharing

Click on the *Share*  button at the bottom right corner to share a session, presentation, topics, exhibitor, etc.

You can also share or export the contents of *My Congress* by clicking the *Share*  button on the *My Congress* screen.



My Congress

My Congress is **your personalised section**.

From this section, you can:

- Connect to your *My ESC* account (same email and password than the ones used on ESC website) to synchronise elements between devices and with the online [Scientific Programme and Planner](#) (SP&P, from ESC website)
- Access your favourites sessions and presentations, chronologically ordered in *My Programme*
- Access your favourites “persons” (speakers, chairpersons...), exhibitors, topics, tracks..., organised in *My Favourites*
- Review your notes, organised in *My Notes*





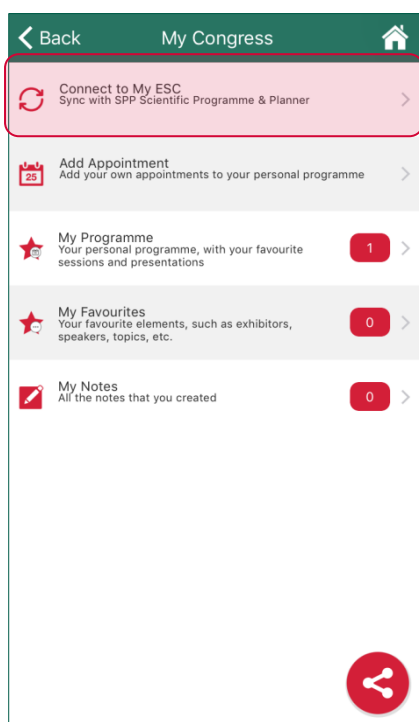
Connect to My ESC & synchronise your device

Your [My ESC](#) account is the account you use on ESC website.

Once connected:

- Your *My Programme* will be automatically synchronised with your online *Scientific Programme and Planner* (SP&P, available on the ESC website)
- You will also have access to ESC Congress 365, where you can find all the resources (videos, slides, abstracts, ESC TV interviews) from ESC Congress.

Please note that, as only sessions can be selected in your online SP&P, only the selected sessions will be synced between the mobile app and SP&P.







★ My Programme and My Favourites

You can create your personal congress programme - *My Programme* - and list of favourites - *My Favourites* - by adding sessions, presentations, persons, exhibitors, topics and types & tracks to *My Congress*.

From *My Congress*, you can connect to your *My ESC* account. *My Congress* contains *My Programme* and *My Favourites*.

Sessions and presentations are added to *My Programme* as your personal congress programme. Persons, exhibitors, villages, topics and types & tracks are added to *My Favourites* as *Persons*, as *Exhibitors/Sponsors*, *Villages*, *Topics* and *Session Types* respectively.

To add/remove something to/from *My Congress*, use the button  **Add to My Congress** located on each its detail screen. The button changes to red when selected, indicating that this item is now in *My Congress*. Clicking the button again removes the item from *My Congress*.

The red star icon  on an item in a list gives you a quick indication that this is in your personal programme, or is one of your favourites.

Session: Riddles in inflammatory heart disease - Who needs Dr. House?
Sunday, 28 August 2016 16:30 - 18:00

Add to My Congress (with red star icon) | Add note

Room: The Hub - Michelangelo

Presentations:

- Emergency endovascular stent-graft for aortic pseudoaneurysm and aortobronchial fistulas...
J. Wei (Beijing, CN) | Sun, 16:30 - 16:42 | The Hub - Michelangelo
- A first described case of cancer-associated non-bacterial thrombotic endocarditis on...
F. Mantovani (Correggio, IT) | Sun, 16:42 - 16:55 | The Hub - Michelangelo
- Non-ST-segment myocardial infarction due to bilateral coronary ostial stenosis in a patient...
P. Lazarev (Moscow, RU) | Sun, 16:55 - 17:08 | The Hub - Michelangelo
- Cardiac sarcoidosis masquerading as an intramyocardial mass
B. Lambert (Mascot, AU) | Sun, 17:08 - 17:21 | The Hub - Michelangelo

Right-sided heart failure: the key is to the x-

Session: Riddles in inflammatory heart disease - Who needs Dr. House?
Sunday, 28 August 2016 16:30 - 18:00

Remove from My Congress (with red star icon) | Add note

Room: The Hub - Michelangelo

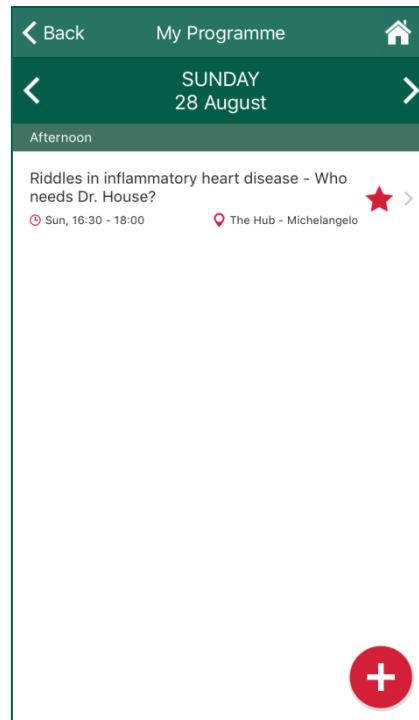
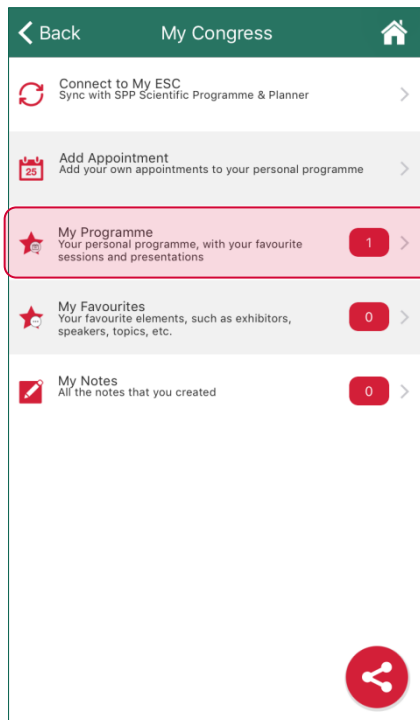
Presentations:

- Emergency endovascular stent-graft for aortic pseudoaneurysm and aortobronchial fistulas...
J. Wei (Beijing, CN) | Sun, 16:30 - 16:42 | The Hub - Michelangelo
- A first described case of cancer-associated non-bacterial thrombotic endocarditis on...
F. Mantovani (Correggio, IT) | Sun, 16:42 - 16:55 | The Hub - Michelangelo
- Non-ST-segment myocardial infarction due to bilateral coronary ostial stenosis in a patient...
P. Lazarev (Moscow, RU) | Sun, 16:55 - 17:08 | The Hub - Michelangelo
- Cardiac sarcoidosis masquerading as an intramyocardial mass
B. Lambert (Mascot, AU) | Sun, 17:08 - 17:21 | The Hub - Michelangelo

Right-sided heart failure: the key is to the x-



My Programme will give you a calendar view of all the sessions & presentations you selected. For these, you will receive a notification 10 minutes before the session/presentation starts.







My Notes

You can use notes to organise your thoughts during the congress and to quickly recollect after the congress what is important to you.

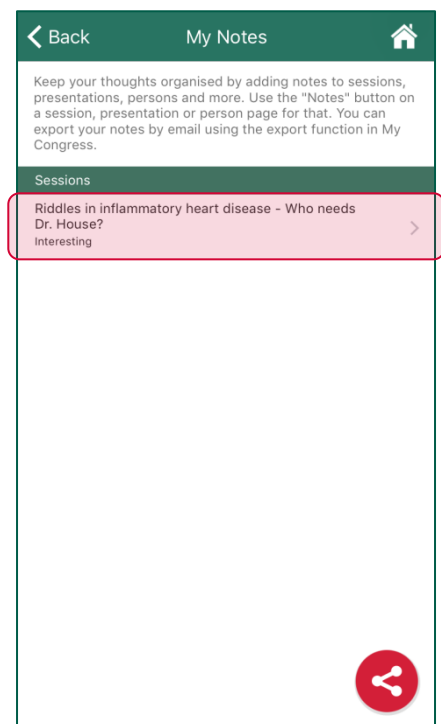
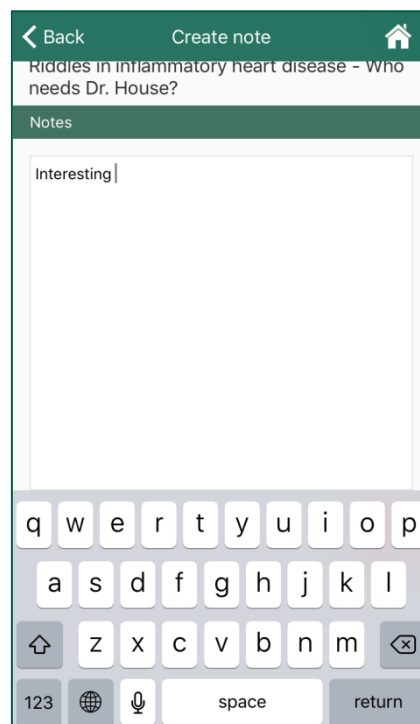
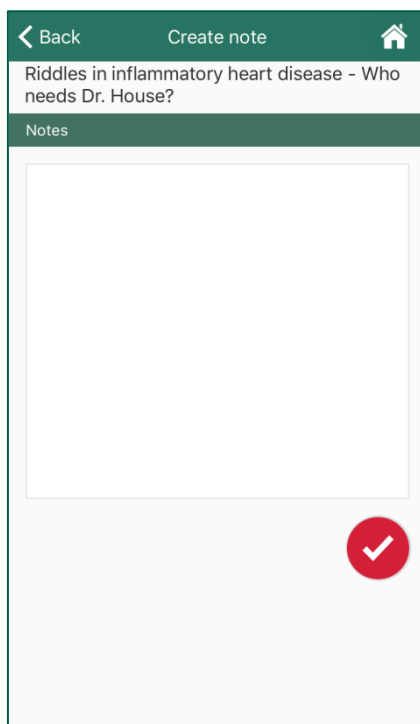
You can add notes to sessions, presentations, persons and exhibitors.

- To add a note, press the *Add note*  button and start typing in the text box. Hit the return or save button.
- To edit a note, click on it, make your changes and hit the save  button.
- To delete a note, click on the note, hit the delete button and confirm.

Once added, your notes are conveniently organised in *My Congress*, under *My Notes*.


In *My Notes*, you can view your notes and the element which is attached to it.

Clicking on the note, you can then edit or delete the note.



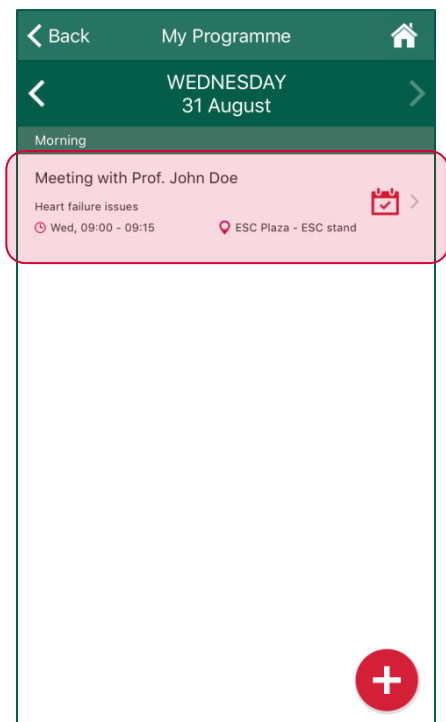
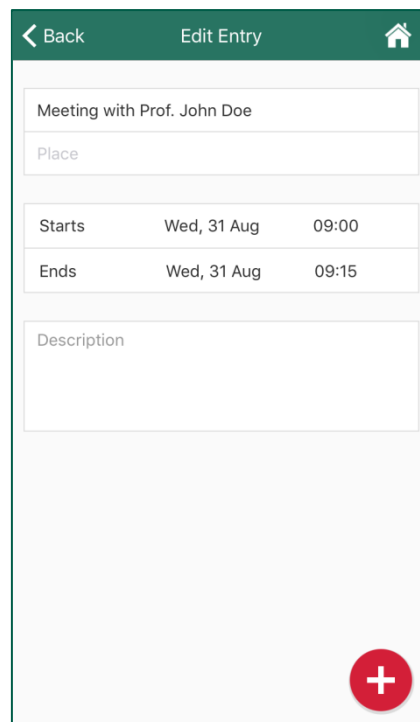
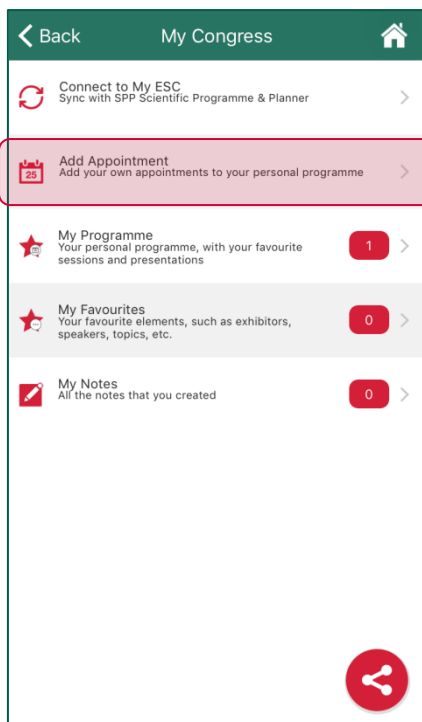


Adding Appointments

Use the button *Add Appointment*  to create a customised appointment by adding a title and description, and selecting the date/time and duration.

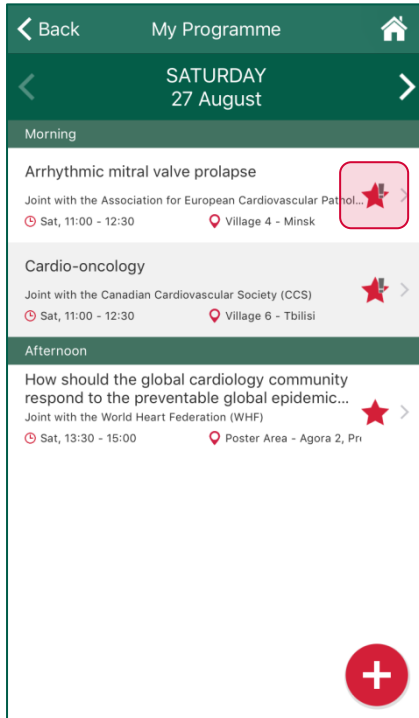
Customised appointments appear in *My Programme* and will be synced between your different mobile devices.

Personal appointments can only be scheduled within the congress period of time.





! Conflicting Items



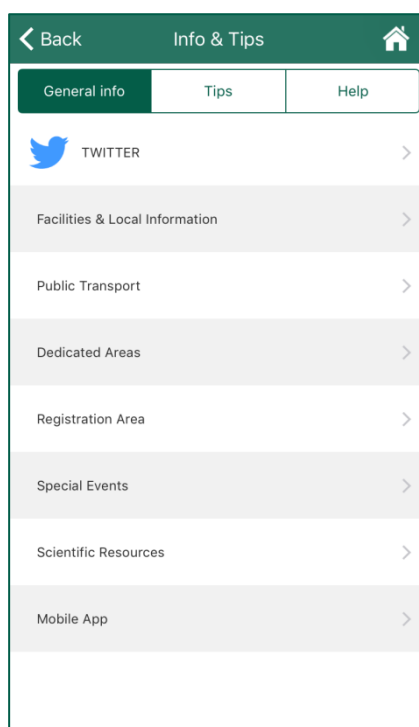
While adding items to *My Congress*, you may encounter a warning **!** showing that one item conflicts with another in *My Programme*. This simply notifies you that two or more items in *My Programme* occur at the same time.

It does not stop you from adding it.



You can view the ESC Congress 2016 Twitter feed by clicking on the *Twitter* button within *Info & Tips*.

To tweet from the app, you need a personal Twitter account. Click on “View on Twitter” at the bottom, your Twitter app will then open, type your tweet using the #ESCcongress hashtag.



Tips

In this section, you will find *Tips* to help you make the most of the mobile app:

- Create your personalised programme,
- Use the search engine
- Find room(s) and stand(s)
- Mobile App Interactive Session
- Consult the abstracts
- Consult the resources: slides, videos, abstracts & reports
- Add notes and share them
- View the Latest News and notifications



Notifications

When launching the app for the first time, you will be asked if you would like to allow push notifications. These notifications appear when there is a new announcement and hot news from the congress. You must be connected to the internet to receive notifications.


When your device is connected to the internet, you will receive notifications even when you are not using the app at that moment. Tapping on such a notification opens the app and the news is displayed on the Home menu.

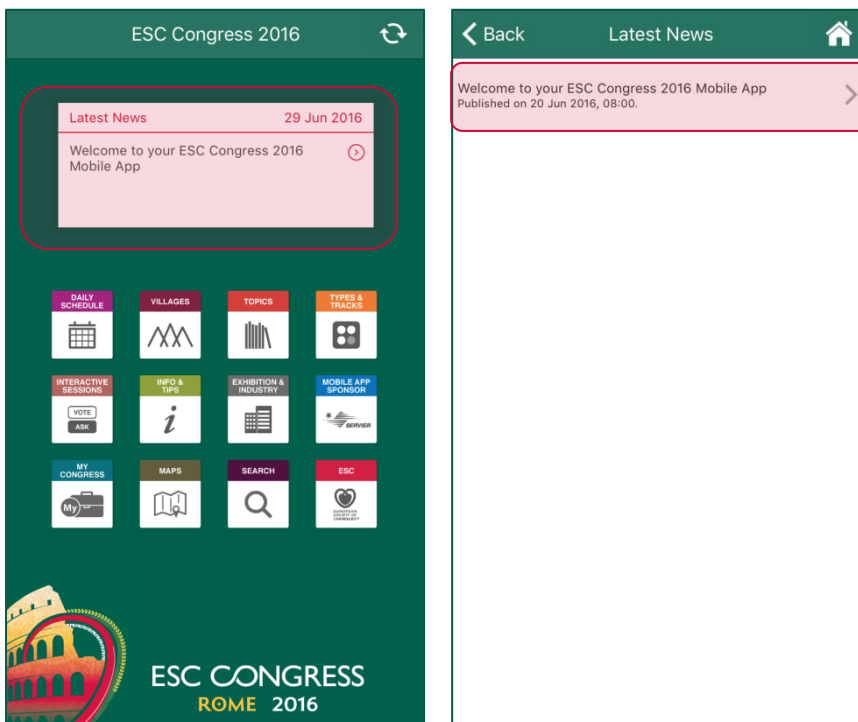
You can tap on *Latest News* to see also other news that have been published.

Latest News

Be sure not to miss any Congress highlight!

The *Latest News* are displayed in the top box on the home screen.

The number in the title bar shows the number of unread news items. Tapping on the box will take you to the *Latest News* screen where you can view all new items. New items with a  symbol are unread.





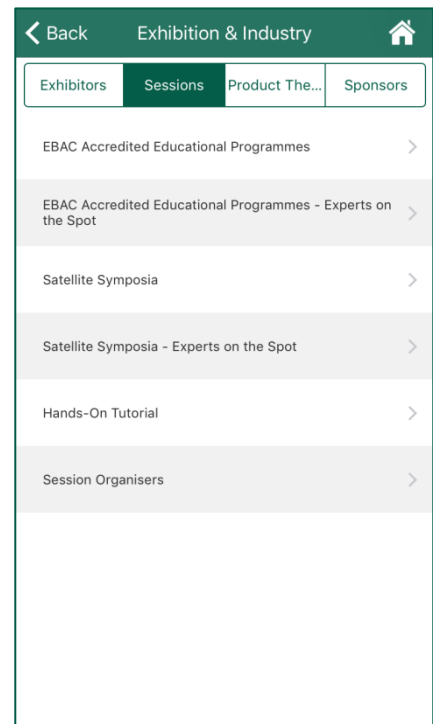
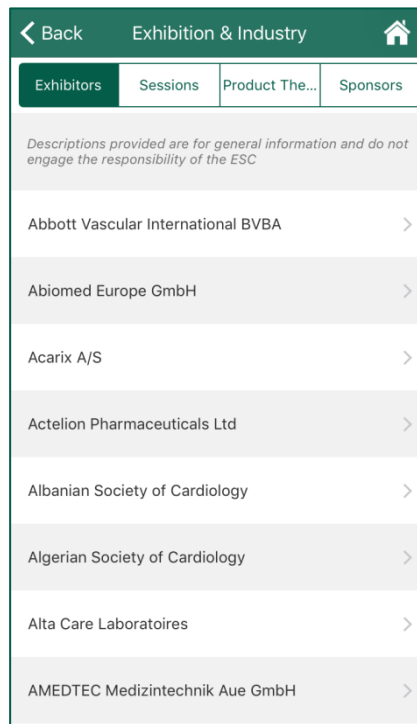
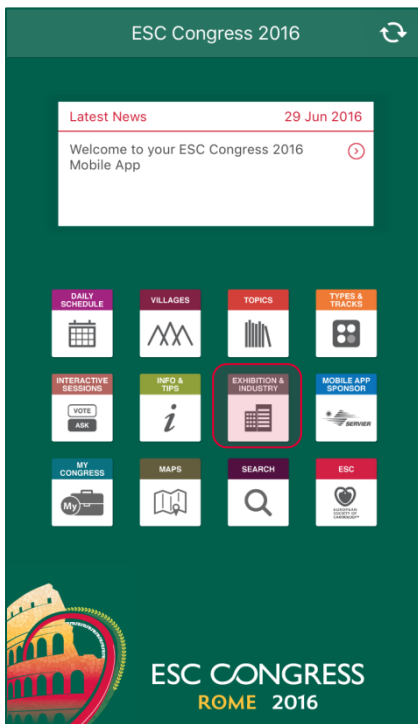
Exhibition & Industry

The *Exhibition & Industry* section gives you access to the list of exhibitors, industry sponsored sessions, Product Theatre sessions and sponsors. Click on an exhibitor or sponsor to get more information, such as its location on the map, company description and sponsored sessions.

Click on Add to *My Congress*



button to add it to your list of favourites.

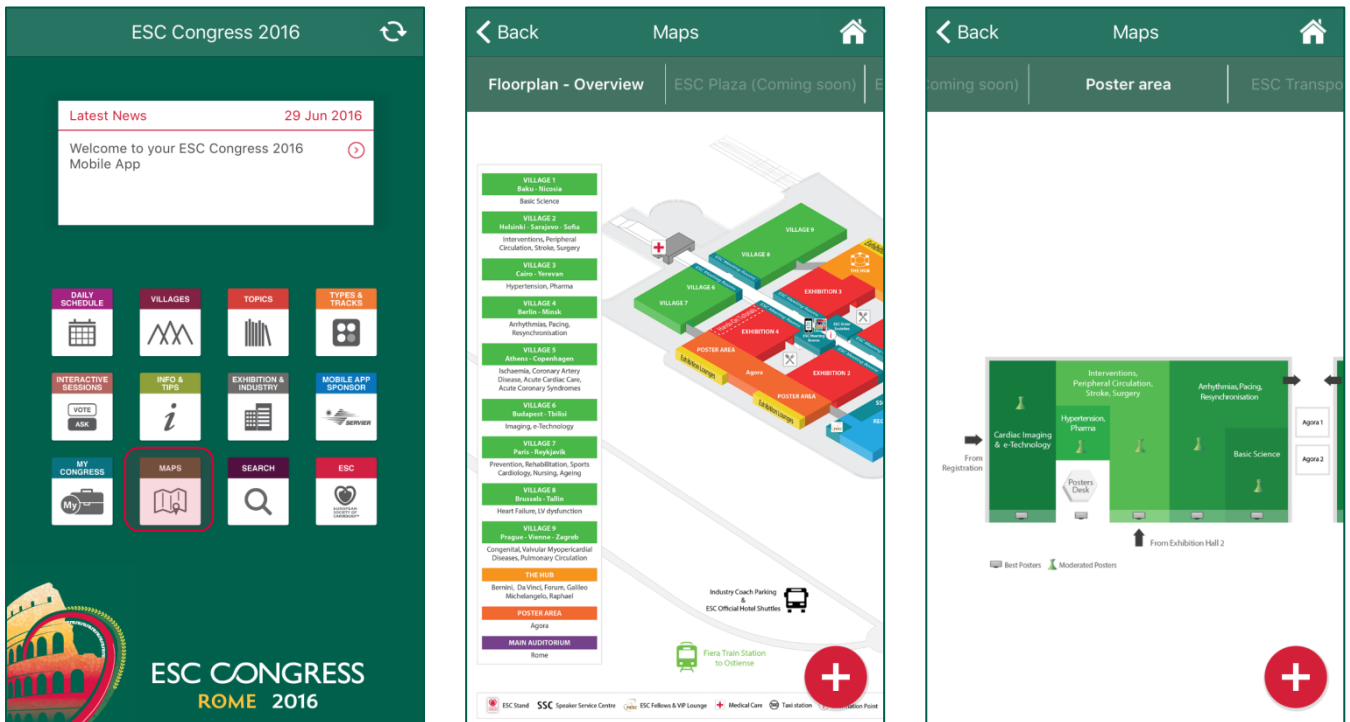




Maps


With *Maps*, you can easily visualise where things are taking place. If you click on the place name in the session or presentation screen, or if you select a place in the place list, the map will appear with a pointer on the selected location.



Use the standard swipe and pinch gestures to move and zoom the map.



5 different maps are available:

- Floor plan – Overview: presents the entire congress venue with all the lecture rooms & meeting rooms
- ESC Plaza: hosts the ESC stand, the National Cardiac Societies stands and International organisations stands
- Exhibition: presents the stand location of each exhibitor
- Poster area: presents the location of each poster topic
- Transport points: presents the ESC Transportation Points

Click on  to open the menu:

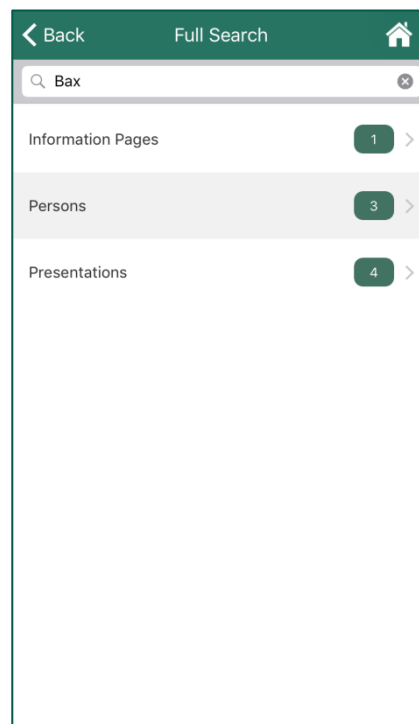

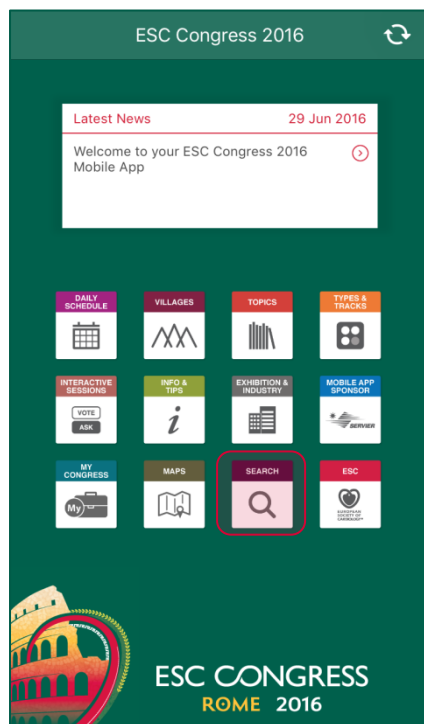
- You can display all of the available pinned locations by clicking on the pin  button
- Click on the list  button to view a list of maps and rooms.

To change map, click or swipe on the menu at the top of the screen (iOS devices) or at the bottom of the screen (for Android devices).



Search

Use the *Search* function to quickly find the topic, presentation, session, person, exhibitor or sponsor you are looking for. Type a short string and hit the search button. Note that the more objects satisfy your search query the longer it will take to display the results.



About

This app is brought to you by the European Society of Cardiology and is powered by Conference Compass in partnership with Learners Digest International Europe.

Mobile app: © Conference Compass B.V. 2011-2016

All programme information, abstract data and ESC-artwork: © European Society of Cardiology 2016

To know more about ESC Privacy and Data Security Policy, please click [here](#).

Disclaimer

The European Society of Cardiology and Conference Compass B.V. will not accept liability for any damage occurring from installing or using this app.

ESC Congress 2016 Mobile app is sponsored by SERVIER in the form of an unrestricted educational grant.

SERVIER was not involved in the development of the Mobile App content and had no influence or input on its content.

ESC Congress 2016 Mobile app is restricted to certified healthcare professionals, associated press, industry representative and other qualified stakeholders in the science, management and prevention of cardiovascular disease.